

COMMISSIONING REPORT

COMMISSIONING REPORT – THIS FORM MUST
BE FILLED OUT BY A CERTIFIED ELECTRICIAN TO
OBTAIN THE SPECIFIED WARRANTY.

Table of contents

Total Care Warranty Certificate	3
Commissioning Report	5
Sketches	7
Mapeheat	8
Thermostats	8
Drawings	10
Tables	11

TOTAL CARE WARRANTY CERTIFICATE

Mapei¹ provides a 12 year warranty for products and a 2 year warranty for thermostats listed below to conform to the specification, when such products are properly installed by a duly qualified² electrician and in accordance with Mapei's installation instructions. Additionally the Registration Form below should be completed, (stamped) and signed by the qualified electrician, who carried out the installation, and saved by the owner of the building, together with a copy of the relevant invoice, photographs and/or sketches, showing the product in its entirety after installation however before covering with flooring material.

Products:

- Mapeheat Mesh
- Mapeheat Cable

("the Products").

Thermostats:

- Mapeheat Thermo Basic
- Mapeheat Thermo Connect
- Mapeheat Thermo Touch

("the Thermostats").

The present warranty shall be valid for installations in the EU, EFTA and the CIS countries, starting from the original installation of the Products and Thermostats.

If it is determined that a defect arose in the Products or Thermostats during the Warranty period, Mapei:

1. Will examine and confirm that any alleged product issue covered by this warranty actually exists and occurred in the course of proper and normal use and was not caused by accident, misuse, neglect, alteration or improper installation, operation, maintenance, repair or testing by an unqualified electrician or such other cause outside of the responsibility of Mapei under this warranty.

2. Will undertake to repair or replace the Products at Mapei' option, at no cost to the Buyer. In order to remedy the defect, Mapei must have access to 1m² of the floor covering material. Mapei reserves the right to determine the appropriate technical solution in order to restore the function of the heating system.
3. Will undertake to restore the floor in its original state or, if not possible to an equivalent standard, at no cost to the Buyer.
4. Will, in case of thermostat, supply a new thermostat.

The warranty does not apply

- To installations, alterations or repairs that have been carried out by an unqualified electrician.
- To Products/Thermostats subject to misuse, neglect, vandalism, fire, lightning, water damage, alteration, improper installation, an incorrect floor construction or the use of incorrect materials, or such other act or omission not attributable to Mapei.
- To Products/Thermostats subject to unauthorised modification or alteration - either directly or indirectly - by the installer, the end user or a third party.

Mapei shall in no case be liable to any party for any loss of profit, loss of business, loss or damage to goodwill, or increased costs or for any indirect, special, punitive or consequential losses or damages, howsoever arising.

In the event of the warranty being invoked, contact the nearest Mapei office (see contact details on the back of the installation instructions) and present the completed Warranty Registration Form, Commissioning Report and purchase invoice.

The Buyer may have legal rights under the applicable national legislation governing the sale of consumer goods. Those rights are not affected by the present warranty.

¹ Guarantor: Mapei UK Ltd. with registered offices located at Mapei House, Steel Park Road, Halesowen, West Midlands B62 8HD.

² Qualified electrician shall mean any person duly educated and specialised in design, install and maintain of electrical systems, infrastructure and related equipment.

COMMISSIONING REPORT

INSTALLER DATA	
Date of commissioning:	Company:
Installer name and signature:	Licence Number:
Street:	City/ Postcode:
Phone/Fax:	E-mail:
PROJECT DATA	
Customer name and installation address:	
Product: <input type="checkbox"/> Mapeheat Mesh <input type="checkbox"/> Mapeheat Cable	
Thermostat: <input type="checkbox"/> Mapeheat Thermo Basic <input type="checkbox"/> Mapeheat Thermo Connect <input type="checkbox"/> Mapeheat Thermo Touch <input type="checkbox"/> Other (please specify)	

	Number	1	2	3
Heating Circuit		Heating cable length (m) or product description (heating mat) (m ²)		
Insulation resistance*		Before heating cable/mat installation (MΩ), draw.1		
		After heating cable/mat installation (MΩ) draw.1		
		After floor covering (MΩ) draw.1		
Heating cable/ mat resistance**		Before heating cable/mat installation (Ω), draw. 2		
		After heating cable/mat installation (Ω), draw. 2		
		After floor covering (Ω), draw. 2		
Legend:				
* Test voltage 500 Vdc (max. 2500 Vdc), result >100 MΩ. Mapei recommends the use of 2500 Vdc for Mapeheat test voltage to fully detect failures during installation.				
** compare measured resistance value with reference table				
Remark: Mapei requires the use of a 30 mA RCD (residual current device) to provide maximum electrical protection for user safety.				

SKETCHES

Please sketch floor profile:

Please sketch the layout of the heating cable/mat:

MAPEHEAT

Nominal heat output	P _{nom}	0,015	kW/m at +25°C
Minimum heat output	P _{min}	0	kW
Maximum continuous heat output	P _{max,c}	0,035	kW/m at +5°C

THERMOSTATS

Type of heat input, for electric storage local space heaters only (select one)	Mapeheat Thermo Basic	Mapeheat Thermo Touch	Mapeheat Thermo Connect
Manual heat charge control with integrated thermostat	No	No	No
Manual heat charge control with room and/or outdoor temperature feedback	No	No	No
Electronic heat charge control with room and/or outdoor temperature feedback	Yes	Yes	Yes
Fan assisted heat output	No	No	No

Type of heat output/room temperature control (select one)	Mapeheat Thermo Basic	Mapeheat Thermo Touch	Mapeheat Thermo Connect
Single stage heat output and no room temperature control	No	No	No
Two or more manual stages, no room temperature control	No	No	No
With mechanic thermostat room temperature control	No	No	No
With electronic room temperature control	No	No	No
Electronic room temperature control plus day timer	No	No	No
Electronic room temperature control plus week timer	Yes	Yes	Yes

Other control options (multiple selections possible)	Mapeheat Thermo Basic	Mapeheat Thermo Touch	Mapeheat Thermo Connect
Room temperature control, with presence detection	No	No	No
Room temperature control, with open window detection	No	Yes	Yes
With distance control option	No	No	Yes
With adaptive start control	Yes	No	Yes
With working time limitation	No	No	Yes
With black bulb sensor	No	No	No

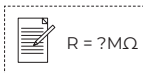
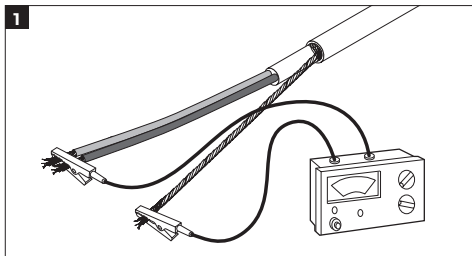
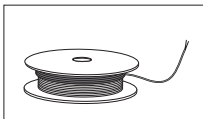
Auxiliary electricity consumption	Mapeheat Thermo Basic	Mapeheat Thermo Touch	Mapeheat Thermo Connect
At nominal heat output (e_{lmax})	$p_{max,c}$	$p_{max,c}$	$p_{max,c}$
At minimum heat output (e_{lmin})	0,000kW (0,4W)	0,000kW (0,3W)	0,000kW (0,5W)
In standby mode ($e_{l_{SB}}$)	0,000kW (0,4W)	0,000kW (0,3W)	0,000kW (0,5W)

DRAWINGS

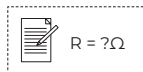
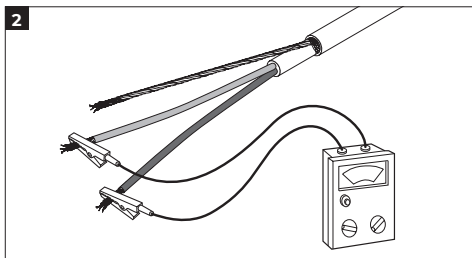
Mapeheat Mesh



Mapeheat Cable



500 VDC R > 100 MΩ



R =

TABLES

MAPEHEAT MESH 90w/m²		P¹ Power Output	R³ Heating cable resistance range at +20°C
Mapeheat Mesh-1.0	50 x 200 cm	90 W	531.1 - 614.9 Ω
Mapeheat Mesh-1.5	50 x 300 cm	135 W	364.2 - 421.7 Ω
Mapeheat Mesh-2.0	50 x 400 cm	180 W	277.2 - 321.0 Ω
Mapeheat Mesh-2.5	50 x 500 cm	225 W	223.2 - 258.5 Ω
Mapeheat Mesh-3.0	50 x 600 cm	270 W	183.7 - 212.7 Ω
Mapeheat Mesh-3.5	50 x 700 cm	315 W	159.5 - 184.7 Ω
Mapeheat Mesh-4.0	50 x 800 cm	360 W	140.3 - 162.4 Ω
Mapeheat Mesh-4.5	50 x 900 cm	405 W	124.6 - 144.2 Ω
Mapeheat Mesh-5.0	50 x 1000 cm	450 W	112.0 - 129.7 Ω
Mapeheat Mesh-6.0	50 x 1200 cm	540 W	93.7 - 108.5 Ω
Mapeheat Mesh-7.0	50 x 1400 cm	630 W	81.0 - 93.8 Ω
Mapeheat Mesh-8.0	50 x 1600 cm	720 W	70.3 - 81.5 Ω
Mapeheat Mesh-9.0	50 x 1800 cm	810 W	63.8 - 73.9 Ω
Mapeheat Mesh-10.0	50 x 2000 cm	900 W	55.9 - 64.7 Ω
Mapeheat Mesh-12.0	50 x 2400 cm	1080 W	46.5 - 53.8 Ω

MAPEHEAT MESH 160w/m²		P^I Power Output	R³ Heating cable resistance range at +20°C
Mapeheat Mesh-1.0	50 x 200 cm	160 W	306.8 - 355.2 Ω
Mapeheat Mesh-1.5	50 x 300 cm	240 W	199.9 - 231.5 Ω
Mapeheat Mesh-2.0	50 x 400 cm	320 W	151.9 - 175.9 Ω
Mapeheat Mesh-2.5	50 x 500 cm	400 W	121.8 - 141.1 Ω
Mapeheat Mesh-3.0	50 x 600 cm	480 W	103.1 - 119.4 Ω
Mapeheat Mesh-3.5	50 x 700 cm	560 W	87.3 - 101.0 Ω
Mapeheat Mesh-4.0	50 x 800 cm	640 W	77.6 - 89.9 Ω
Mapeheat Mesh-4.5	50 x 900 cm	720 W	68.3 - 79.1 Ω
Mapeheat Mesh-5.0	50 x 1000 cm	800 W	61.3 - 71.0 Ω
Mapeheat Mesh-6.0	50 x 1200 cm	960 W	53.6 - 62.1 Ω
Mapeheat Mesh-7.0	50 x 1400 cm	1120 W	43.4 - 50.3 Ω
Mapeheat Mesh-8.0	50 x 1600 cm	1280 W	38.5 - 44.6 Ω
Mapeheat Mesh-9.0	50 x 1800 cm	1440 W	34.5 - 39.9 Ω
Mapeheat Mesh-10.0	50 x 2000 cm	1600 W	31.0 - 36.0 Ω

MAPEHEAT CABLE	P ¹	L ²	R ³	A ⁴ Area (m ²)		
	Total Output (W)	Length (m)	Total Resistance (Ω)	95 W/m ²	120 W/m ²	160 W/m ²
14.5M-180W/	180	14.5	282.3 - 326.9 Ω	1.8	1.5	1.1
20.0M-250W/	250	20.0	201.0 - 232.8 Ω	2.5	2.0	1.5
26.5M-325W/	325	26.5	154.6 - 179.0 Ω	3.3	2.7	2.0
35.5M-435W/	435	35.5	116.1 - 134.4 Ω	4.4	3.6	2.7
46.0M-565W/	565	46.0	88.8 - 102.8 Ω	5.8	4.6	3.5
55.0M-665W/	665	55.0	75.6 - 87.5 Ω	6.9	5.5	4.1
73.0M-895W/	895	73.0	56.2 - 65.1 Ω	9.1	7.3	5.5
98.0M-1210W/	1210	98.0	41.5 - 48.1 Ω	12.3	9.8	7.4
125.0M-1500W/	1500	125.0	33.4 - 38.6 Ω	15.6	12.5	9.4
150.0M-1800W/	1800	150.0	28.2 - 32.7 Ω	18.8	15.0	11.3
175.0M-2200W/	2200	175.0	22.9 - 26.6 Ω	21.9	17.5	13.1
X⁵ (mm) = A/L				150	120	100

TECHNOLOGY FROM



MKG483830 (UK)1/2024

MAPEI WORLD LONDON CITY

6 Great Sutton Street
Clerkenwell
London
EC1V 0BX
020 3302 9610
clerkenwell@mapei.co.uk

MAPEI UK LTD

Mapei House
Steel Park Road
Halesowen
West Midlands, B62 8HD
0121 508 6970
info@mapei.co.uk



0121 508 6970 | mapei.co.uk

