



NO. 24 JUNE 2017

## NEW PRODUCTS

Click on Product Image to read the Technical Data Sheet

### **ULTRALITE S1 GREY and WHITE - LIGHTWEIGHT - 60% MORE YIELD\* - EASY GLIDE TECHNOLOGY**

One component, high-performance, flexible, lightweight cementitious adhesive with no vertical slip, long open time and extremely high yield.

Easy to apply by trowel with excellent wetting properties, very low emission of volatile organic compounds for ceramic tiles, stone and thin porcelain tiles.

- Bonding all types and sizes of ceramic tiles on uneven internal and external substrates without having to event out the surface before fixing
- Bonding all types of mosaics on internal and external surfaces even in swimming pools
- Bonding natural stone on internal and external surfaces (for stone that is not moisture-sensitive)
- Ideal for bonding thin porcelain tiles on floors and walls including external facades

### **EASY GLIDE TECHNOLOGY**

**\* 60% MORE YIELD THAN MOST  
TRADITIONAL CEMENTITIOUS ADHESIVES**

ULTRALITE S1 Grey and White are now available for despatch. Contact your Mapei representative for further information or click on the image above to read the Technical Data Sheet.

## CHARITY SPONSORSHIP



**MAPEI are continuing their support and sponsorship of the 6500 Santa Speedo Shuffle for Cystic Fibrosis.**

On the last Sunday in July the local fundraising branch are calling in the Canberra community to help raise \$200,000 to give local families living with cystic fibrosis the chance to grow old together.

If you would like to donate to this worthy cause then please click on the link below.

Martin Stallard has registered a team from the Canberra Institute of Technology to raise funds for this charity. Martin is the Co-ordinateor/Teacher for Wall and Floor Tiling - CIT Trades and Vocational College

**<https://santa17.everydayhero.com/au/martin>**

If you are in Canberrra then please go and support the guys and girls (and a couple of doggie helpers) to complete their extremely cold run around the lake to raise the funds that are urgently needed to assist those suffering with this disease as well as funding for future research.



## PROJECT REFERENCE

### **1 WILLIAM STREET - BRISBANE**


The \$650M 1 William Street Project is a landmark 46-level premium grade office tower, featuring an iconic lobby area with unique sky gardens and is designed with a minimum 5.0 Star Green Star Office Design Rating v3 and a 5.0 Star NABERS Energy Rating. The unique collaborative central core allows extraordinary

daylight and 360 degree views with laneway connections through the core to provide collaborative workspaces and circulation flows to create an optimum working environment.

Mapei assisted contractors with the selection of various fully warranted product systems to ensure the tiling installation was completed using the highest quality installation products as well as conforming to the strict Green Building Council regulations to assist by only supplying “eco-sustainable products” for the Green Star 5 Star Rating to be achieved. Mapei are world leaders in manufacturing products with an extremely low VOC content (grams/litre).

Over 5500m<sup>2</sup> of screeds were installed in the amenities using Mapei's **Planicrete SP** mixed with sand and cement. **Planicrete SP** is a multi-purpose latex additive traditionally mixed with sand and cement to form a screed with extremely high bond strength, mechanical resistance to shocks and vibrations, resistance to water absorption, point load, freeze-thaw cycles, temperature changes, ageing and to diluted chemical agents. Waterproofing contractors applied two coats of **Mapelastic AquaDefense** underneath the screeds as the primary membrane and two coats of **Mapelastic Smart** were installed on top of the screeds to prevent water ingress into the screeds in order to prevent efflorescence occurring in the tiling system.

**Keraflex Maxi S1** (high performance, deformable cementitious adhesive with extended open time and no vertical slip) was specified to install the 600x300 porcelain tiles on the floors in the hallways as well as the tiles installed in the amenities on all levels of the building. The tiles were grouted with Mapei's **Ultracolor Plus** (high performance, fast setting, anti-efflorescent grout that is easy to clean and can be installed in both interior and exterior applications). **Mapesil AC** (solvent-free, acetic-crosslinking mildew-resistant silicone sealant available in 34 colours plus transparent) was used to seal the floor and wall joints.





[Click to read more Mapei Project References](#)

REALTA INTERNATIONAL MAGAZINE

### **REALTA INTERNATIONAL MAGAZINE NO. 63**

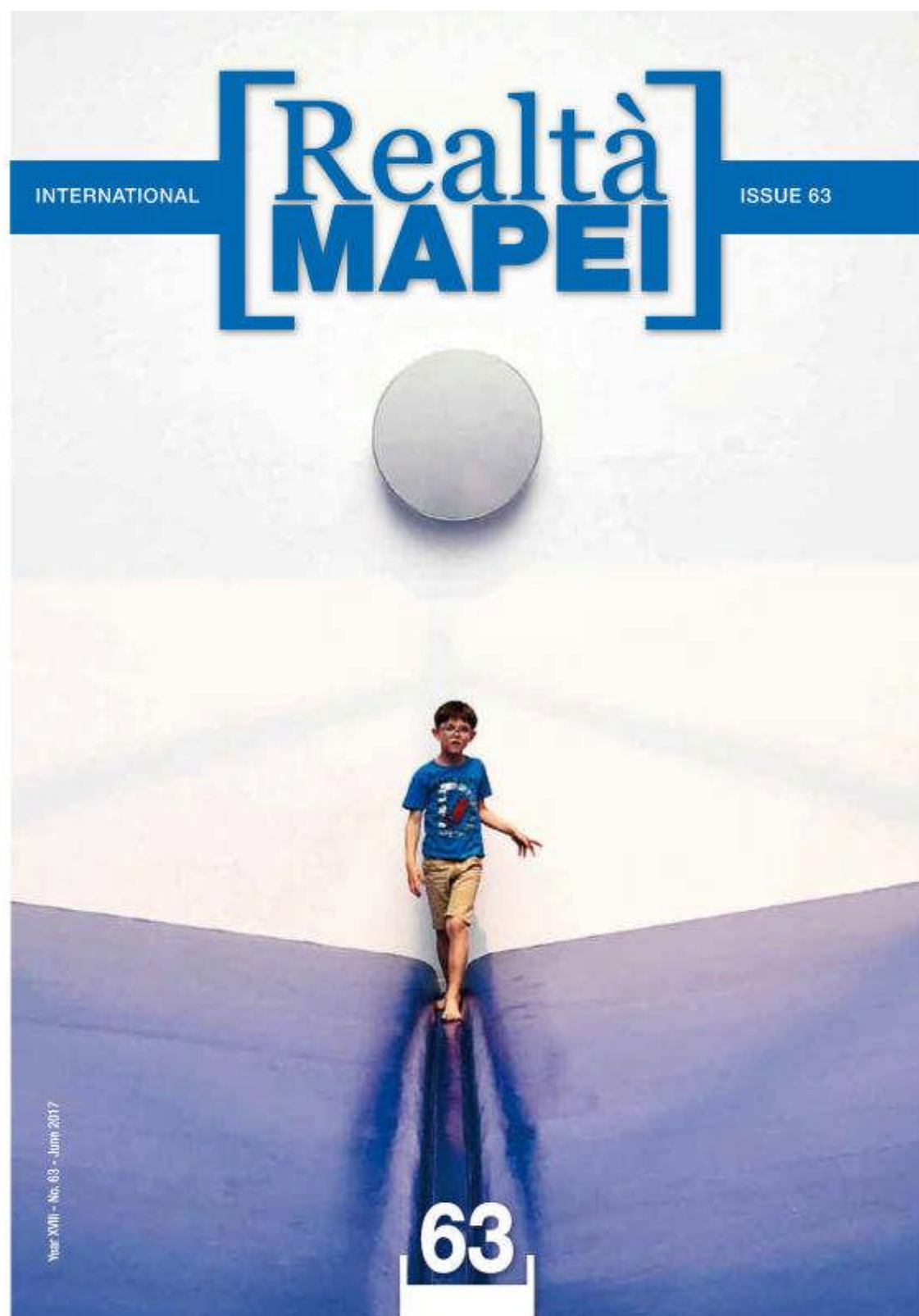
The latest edition is now available to read online.

**Read all about the International Trade Fairs and Exhibitions where Mapei has exhibited.**

This edition is full of project references, technical articles, interviews, product information, sport as well as a section on Mapei's Sassuolo teams - Ladies team is now in Serie A

Read online or if you would like a copy posted to you each quarter then complete the registration form on our website.

Happy reading!



[Click here to read online](#)


TRAINING COURSES



# LANDSCAPE CONSTRUCTION WORKSHOP

## MAPEI TRAINING ACADEMY VICTORIA

Mapei Victoria are conducting training workshops to provide you with the correct installation methods when using Mapei products including our fully warranted systems to cater with the continuous demand for high quality construction.



Please email [mapeitrainingVIC@mapei.com.au](mailto:mapeitrainingVIC@mapei.com.au) to register!

### MAPEI TRAINING AT YOUR PREMISES

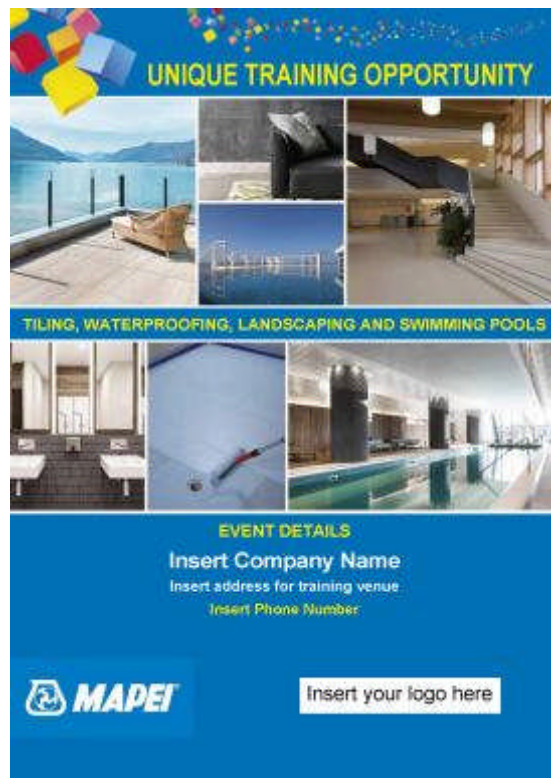
***Interested in inviting customers to  
your premises for a Product  
Training Session with MAPEI?***

Contact your local Mapei representative or  
email [sales@mapei.com.au](mailto:sales@mapei.com.au) and request a



Mapei staff member contact you to discuss.

MAPEI can assist with flyers and posters to display in your showroom and warehouse to encourage your customers to attend as per this sample. Add your logo and contact details to complete the flyer.



## PRODUCT SPOTLIGHT

### ULTRABOND ECO V4 SP

High performance, light beige, pre-mixed adhesive for installing most types of resilient floorcoverings including acoustic matting in dry areas.

Product Benefits:

- extended open time
- very easy to apply
- good initial tack
- excellent wetting even with difficult coverings
- very high peel strength
- good dimensional stability
- solvent-free – Green Star compliant
- not flammable
- harmless to the health of the installer and end user

**ULTRABOND ECO V4 SP** is now available for immediate despatch. Please click on the image to the right or contact your Mapei representative.

**Ultrabond Eco V4 SP**  
Hard Set Multipurpose Acrylic Adhesive

- Internal bonding of all types of vinyl, semi-flexible vinyl, rubber and carpet flooring
- Solvent-free, ready-to-use light-beige colour
- Ideal for installing wall sheet in wet and dry areas
- Ideal to install all types of latex-primed, PVC and polyurethane foam, natural jute and Action Bac® backed carpets including dual bond
- Install rubber flooring up to 4mm
- Ideal for installing marmoleum and linoleum
- Easy to spread with excellent initial grab
- After hardening, adhesive film is flexible, strong and will take heavy foot traffic and wheeled chairs

ULTRABOND ECO V4 SP	
Tack time	approx. 10 - 15 minutes 20-45 minutes on non-absorbent substrates
Open time	Maximum 60 minutes
Set to light foot traffic	3 - 5 hours
Ready to use	45 - 72 hours
Application temperature	from +15°C - +25°C
Storage	12 months
Packaging	10kg buckets
Colour	light beige
Tools used	3/16" notched trowel - 91 notch Marble trowel 5, 4mm notch 10 notch Carpet - 12 notch
Consumption	1/1 loose - 200 g/m² 2/1 loose - 400 g/m²
VOC content	< 0.1 g/l

Scan to download technical data sheet

**MAPEI**

This email was sent to : [debbynorgrove@mapei.com.au](mailto:debbynorgrove@mapei.com.au)

This email was sent by: Mapei Australia Pty Ltd  
180 Viking Drive, Wacol, QLD 4076

[Update Profile](#) | [One-Click Unsubscribe](#)

Share:     