

# PRODUCTS FOR INSTALLING CERAMIC AND NATURAL STONE TILES



## PRODUCTS FOR ACOUSTIC INSULATION



### UNDER-SCREED SOUNDPROOFING SOLUTIONS

Mapesilent Panel .....	10
Mapesilent Roll .....	11
Mapesilent Comfort .....	12
Mapesilent Band R .....	13
Mapesilent Tape .....	14



### UNDER-FLOOR SOUNDPROOFING SOLUTIONS

Mapesonic CR .....	15
Mapesonic Strip .....	16

## PRODUCTS FOR CREATING AND PREPARING SUBSTRATES



### CREATING SCREEDS WITH SPECIAL BINDERS OR PRE-BLENDED MORTARS

Topcem .....	20
Mapecem .....	21
Topcem Pronto .....	22
Mapecem Pronto .....	23



### CREATING TRADITIONAL SCREEDS

Mapescreed Advance MR .....	24
Mapescreed Advance HR .....	25
Mapescreed Advance CR Tracer .....	26
Mapescreed HF Gel .....	27
Mapescreed Fast Track Tracer .....	28
Mapescreed Advance Slowset .....	29
Mapescreed Advance Finish .....	30
Mapescreed Foamer L .....	31



### FIBRES FOR SCREEDS

Mapefibre Screed 24 .....	32
Mapefibre ST30 .....	33



### SELF-LEVELLING COMPOUNDS FOR INTERIOR

Novoplan Maxi .....	34
Ultraplan Contract .....	35
Ultraplan Trade .....	36



### THIXOTROPIC SMOOTHING COMPOUNDS

Nivoplan .....	37
Nivorapid .....	38
Planitop Fast 330 .....	39



### BONDING PROMOTER PRIMERS

Eco Prim Grip Plus .....	40
Eco Prim T Plus .....	41
Primer G .....	42



### CONSOLIDATING AND/OR WATERPROOFING PRIMERS

Eporip .....	43
Planicrete .....	44
Primer MF .....	45
Prosfas .....	46

## ANTI-FRACTURE, UNCOUPLING, WATERPROOFING SYSTEMS AND MULTI-PURPOSE PANELS



### MEMBRANE SYSTEMS

Mapeguard UM 35 .....	50
Mapeguard WP 200 .....	51
Mapetex System .....	52



### MULTI-PURPOSE PANELS

Mapeguard Board .....	53
-----------------------	----

## WATERPROOFING PRODUCTS



### WATERPROOFING PRODUCTS FOR BALCONIES, TERRACES AND SWIMMING POOLS

Mapelastic .....	58
Mapelastic Turbo .....	59
Monolastic .....	60



### WATERPROOFING PRODUCTS FOR BATHROOMS AND WET AREAS

Mapelastic AquaDefense .....	61
Mapegum WPS .....	62



## ANCILLARY PRODUCTS FOR WATERPROOFING

Mapenet 150 .....	63
Mapetex Sel N .....	64
Mapeband Easy .....	65
Mapeband SA .....	66
Mapeband PE 120 .....	67

## ADHESIVES FOR CERAMIC AND STONE MATERIAL



### NORMAL-SETTING CEMENTITIOUS ADHESIVES

#### C1 CLASS ADHESIVES

Kerabond .....	70
Kerabond T .....	71
Keraset .....	72
Tixobond White .....	73

#### C2 CLASS ADHESIVES

Adesilex P8 .....	74
Adesilex P9 .....	75
Adesilex P10 .....	76
Kerabond Plus .....	77
Keraflex .....	78

#### S1 CLASS ADHESIVES

Keraflex Easy S1 .....	79
Keraflex Extra S1 .....	80
Keraflex Maxi S1 .....	81
Keraflex Maxi S1 zero .....	82
Ultraflex S1 2K .....	83



### QUICK-SETTING CEMENTITIOUS ADHESIVES

#### C2 CLASS ADHESIVES

Adesilex P4 .....	84
Adesilex P9 Express .....	85

**S1/S2 CLASS ADHESIVES**

Elastorapid.....	86
Granirapid.....	87
Keraquick Maxi S1.....	88

**LIGHTWEIGHT ADHESIVES**

Ultralite Flex.....	89
Ultralite S1 Flex .....	90
Ultralite S2 Flex .....	91
Ultralite S1 Flex Quick.....	92
Ultralite S2 Flex Quick.....	93

**LATEX FOR ADHESIVES**

Isolastic.....	94
Latex Plus.....	95

**SYNTHETIC RESIN-BASED ADHESIVES**

Adesilex P22.....	96
Ultramastic III .....	97

**REACTIVE ADHESIVES**

Keralastic .....	98
Keralastic T .....	99
Kerapoxy Adhesive .....	100
Ultrabond Eco PU 2K.....	101
Ultrabond EP 2K .....	102

**LEVELLING SYSTEMS AND SPACERS FOR TILES****SPACERS FOR TILES**

Mapei Tile Spacer.....	106
------------------------	-----

**LEVELLING SYSTEMS**

MapeLevel EasyWDG System .....	107
MapeLevel Easy System.....	108
MapeLevel EasyClick System.....	109

**GROUTS AND ELASTIC SEALANTS****CEMENTITIOUS GROUTS**

Keracolor FF.....	112
Keracolor GG.....	113
Keracolor SF.....	114
Ultracolor Plus.....	115

**EPOXY GROUTS**

Kerapoxy.....	116
Kerapoxy CQ.....	117
Kerapoxy Easy Design .....	118
Kerapoxy IEG .....	119



## POLYMER GROUTS

Flexcolor .....	120
-----------------	-----



## COMPLEMENTARY PRODUCTS FOR GROUTS

Fugolastic .....	121
Mapecolor Metallic .....	122
MapeGlitter .....	123



## SEALANTS

Mapesil AC .....	124
Mapesil AC ECO .....	125
Mapesil LM .....	126
Mapeflex MS45 .....	127
Mapeflex PU 45 FT .....	128
Mapeflex E-PU 21 SL .....	129
<i>MAPEI GROUT COLOUR CHART</i> .....	130

## PRODUCTS FOR CLEANING, MAINTAINING AND PROTECTING SURFACES



## CLEANING SOLUTIONS

UltraCare Acid Cleaner .....	134
UltraCare Epoxy Off Gel .....	135
UltraCare Grout Cleaner .....	136
UltraCare HD Cleaner .....	137
UltraCare Keranet .....	138
UltraCare Keranet Crystals .....	139
UltraCare Keranet Easy .....	140
UltraCare Kerapoxy Cleaner .....	141
UltraCare Mould Remover .....	142
UltraCare Multicleaner .....	143
UltraCare Multicleaner Spray .....	144



## PROTECTORS

UltraCare Anti-Mould Protector .....	145
UltraCare Grout Protector .....	146
UltraCare Grout Release .....	147
UltraCare Intensifier S .....	148
UltraCare Intensifier W .....	149
UltraCare Stain Protector S .....	150
UltraCare Stain Protector W .....	151
UltraCare Stain Protector W Plus .....	152



## COMPLEMENTARY PRODUCTS

UltraCare Fuga Fresca .....	153
UltraCare Smooth Silicone .....	154





## Products for acoustic insulation

Whether we are talking about new buildings or about renovating a residential building, a hotel, or an office block, designers and building companies are required to comply with a minimum level of soundproofing. **Mapei** has a range of certified **soundproofing** products available for **floor slabs** and floors to combat the **noise of footsteps**, both for **new buildings** with **under-screed solutions**, and for existing buildings requiring **restoration** with quick and effective **under-floor solutions** to be applied directly on existing cementitious substrates or on old floors without having to remove them.

Apart from meeting **legal requirements**, **Mapei's** soundproofing systems are **quick and easy to install** and maintain their performance properties over the years.

# Mapesilent Panel

Under-screed soundproofing solutions

**DESCRIPTION** Tiles with a bitumen and special polymer-based elasto-plastomeric membrane with polyester reinforcement, sandwiched to a resilient layer of polyester fibre.

**WHERE TO USE** Dry soundproofing system with a reduced thickness (13 mm), to reduce noise transmitted by footsteps between adjacent housing units. Applied on floating screeds before laying all kinds of flooring material (ceramic tiles, stone, resilient and fabric floor coverings, wooden floors, etc.). **Mapesilent Panel** is applied between the structure and the floating screed. Soundproofing all types of floor slabs.

**TECHNICAL DATA**

Thickness: 13 mm  
 Weight: 5 kg/m<sup>2</sup>  
 Thermal resistance: 0.313 m<sup>2</sup>K/W  
 Actual dynamic stiffness - S': 13 MN/m<sup>3</sup>  
 Reduction of noise caused by footsteps measured on site - ΔLw: up to 42 dB  
 Format: 1 x 1 m tiles

**ADVANTAGES**

- Excellent soundproofing properties
- Improves the thermal insulation and soundproofing capacity of floors
- Suitable for any type of flooring
- Ideal for new builds

**FOR INFORMATION OR ASSISTANCE**  
 Write to [assistentzatecnica@mapei.it](mailto:assistentzatecnica@mapei.it)



Technical Data Sheet  
 Mapesilent Panel



**PACKAGING**  
 75 l x 1 m tiles.



# Mapesilent Roll

Under-screed soundproofing solutions

**DESCRIPTION** Sheets with a bitumen and special polymer-based elasto-plastomeric membrane with polyester reinforcement sandwiched to a layer of resilient polyester fibre coated with blue, non-woven polypropylene fabric with a 5 cm wide self-adhesive border along the sides.

**WHERE TO USE** Dry soundproofing system with a reduced thickness (8 mm), to reduce noise transmitted by footsteps between adjacent housing units. Applied on floating screeds before laying all kinds of flooring material (ceramic tiles, stone, resilient and fabric floor coverings, wooden floors, etc.). **Mapesilent Roll** is applied between the structure and the floating screed. Soundproofing all types of floor slabs.

**TECHNICAL DATA**

Thickness: 8 mm  
 Thermal resistance: 0.145 m<sup>2</sup>K/W  
 Apparent dynamic stiffness - S't: 9 MN/m<sup>3</sup>  
 Actual dynamic stiffness - S': 21 MN/m<sup>3</sup>  
 Reduction of noise caused by footsteps measured on site - ΔLw: up to 37 dB  
 Noise level index of impact noise from footsteps - L'n,w (on-site testing): 50 dB

**ADVANTAGES**

- Excellent soundproofing properties
- Resistant to tear
- Suitable for any type of flooring
- May be combined with heated floors
- Ideal for new builds
- Systems may be designed using **DataMapesilent®**

**FOR INFORMATION OR ASSISTANCE**  
 Write to [assistentzatecnica@mapei.it](mailto:assistentzatecnica@mapei.it)



Technical Data Sheet  
 Mapesilent Roll



**PACKAGING**  
 10 x 1 m rolls with a 5 cm border along the sides.



# Mapesilent Comfort

## Under-screed soundproofing solutions

**DESCRIPTION** Dry soundproofing system for floating screeds made from high-density, closed-cell foam polyethylene sandwiched to a special protective film.

**WHERE TO USE** Dry soundproofing system with a reduced thickness (6 mm), to reduce noise transmitted by footsteps between adjacent housing units. Applied on floating screeds before laying all kinds of flooring material (ceramic tiles, stone, resilient and fabric floor coverings, wooden floors, etc.). **Mapesilent Comfort** is applied between the structure and the floating screed. Soundproofing against impact noise from footsteps on all types of floor slab.

**TECHNICAL DATA**

Thickness: 6 mm  
 Thermal conductivity -  $\lambda$ : 0.04 W/mK  
 Water vapour diffusion resistance factor -  $\mu$ : > 2000  
 Actual dynamic stiffness -  $S'$ : 50 MN/m<sup>3</sup>  
 Noise level index of impact noise from footsteps -  $L'_{n,w}$  (on-site testing): 54 dB

**ADVANTAGES**

- Quick, simple installation
- Small thickness
- Ideal for new builds
- Suitable for any type of flooring
- Systems may be designed using **DataMapesilent®**

**FOR INFORMATION OR ASSISTANCE**  
 Write to [assistentzatecnica@mapei.it](mailto:assistentzatecnica@mapei.it)



Technical Data Sheet  
Mapesilent Comfort



**PACKAGING**  
 1.2 x 42 m (50 m<sup>2</sup>) rolls.

# Mapesilent Band R

## Under-screed soundproofing solutions

**DESCRIPTION** Closed-cell, expanded polyethylene adhesive band applied to perimeter walls and around the edges of elements which pass through screeds. Avoids the formation of acoustic bridges, designed to be easily applied in a L-shape.

**WHERE TO USE** The product can be used in combination with all the products from the **Mapesilent** range. Available in two different heights depending on the total thickness of the floating screed.

**TECHNICAL DATA**

Format: light blue roll  
 Height:  
 - 100 mm (+ 50 mm base);  
 - 160 mm (+ 50 mm base)  
 Thickness: 5 mm  
 Length: 50 m

**FOR INFORMATION OR ASSISTANCE**  
 Write to [assistentzatecnica@mapei.it](mailto:assistentzatecnica@mapei.it)



Technical Data Sheet  
Mapesilent Band R



**PACKAGING**  
 One pack with 4 rolls.





# Mapesilent Tape

## Under-screed soundproofing solutions

**DESCRIPTION** Adhesive sealing tape made in closed-cell expanded polyethylene, ideal for sealing rolls and panels from the **Mapesilent** range.

**WHERE TO USE** It prevents the formation of acoustic bridges ensuring the seamlessness of the soundproofing system.

**TECHNICAL DATA**  
Format: white roll  
Width: 100 mm  
Thickness: 3 mm  
Length: 25 m


**FOR INFORMATION OR ASSISTANCE**  
Write to [assistentzatecnica@mapei.it](mailto:assistentzatecnica@mapei.it)



Technical Data Sheet  
Mapesilent Tape



**PACKAGING**  
Box with 12 rolls.



# Mapesonic CR

## Under-floor soundproofing solutions

**DESCRIPTION** Soundproofing uncoupling and anti-fracture thin membrane applied under ceramic, stone, resilient and multi-layered wooden floors in residential buildings, facilities, schools and commercial buildings.

**WHERE TO USE** Under-floor soundproofing system applied in a thin layer to counteract the transmission of noise through floors caused by footsteps. Specifically developed for application in existing buildings to improve soundproofing without removing the floors and screeds.

**Mapesonic CR** may be used:

- under ceramic and stone floors;
- under resilient floor coverings (PVC, rubber, linoleum);
- under multi-layered parquet;
- on cement-based substrates;
- on old ceramic and stone floors.

**TECHNICAL DATA**  
Thickness: 2 and 4 mm  
Size: 20 x 1 m (2 mm) and 10 x 1 m (4 mm)  
Thermal resistance: 0.024 m<sup>2</sup>K/W (2 mm)  
0.048 m<sup>2</sup>K/W (4 mm)  
Elongation at failure EN ISO 1798: 20%  
Tensile strength EN ISO 1798: 0.6 N/mm<sup>2</sup>  
Reduction of noise from footsteps on ceramic - ΔLw: 10 dB (2 mm) and 12 dB (4 mm)  
Reduction of noise from footsteps on bonded parquet - ΔLw: 13 dB

- ADVANTAGES**
- Excellent soundproofing properties
  - Uncoupling system with anti-fracture properties
  - May be used without removing the existing floor
  - Low thickness (2 and 4 mm)
  - Ideal for renovation work
  - May be combined with heated floors (low thermal inertia)
  - Suitable for all the main flooring materials
  - No need for special adhesives
  - Eco-compatible (produced with recycled and recyclable raw materials)

### CERTIFICATIONS



**FOR INFORMATION OR ASSISTANCE**  
Write to [assistentzatecnica@mapei.it](mailto:assistentzatecnica@mapei.it)



Technical Data Sheet  
Mapesonic CR



**PACKAGING**  
20 x 1 m sheets  
(2 mm thick).  
10 x 1 m sheets  
(4 mm thick).



# Mapesonic Strip

## Under-floor soundproofing solutions

**DESCRIPTION** Adhesive strip made of closed-cell expanded polyethylene to be applied around the edge of flooring and any pillars passing through the flooring to prevent the formation of acoustic bridges along the perimeter of the walls.

**WHERE TO USE** Specific for use with **Mapesonic CR** to ensure the seamlessness of the soundproofing system.

**TECHNICAL DATA**  
Format: grey roll  
Thickness: 3 mm  
Width: 50 mm  
Length: 11 m

**FOR INFORMATION OR ASSISTANCE**  
Write to [assistenza@mapei.it](mailto:assistenza@mapei.it)



Technical Data Sheet  
**Mapesonic Strip**



**PACKAGING**  
Box with 4 rolls.





The Star Casino  
Sydney - Australia

## Products for creating and preparing substrates

The successful installation of ceramic tiling and its durability depend largely on **correct preparation of the substrate** the tiling is installed on. The substrate must meet a number of fundamental requirements such as correct **curing**, adequate **mechanical properties** and the right degree of **flatness**.

To create new substrates, **Mapei** has a number of products available containing **special binders** and **pre-blended mortars** that are able to considerably reduce curing times and drying times for screeds, as well as admixtures from the **Mapescreed** range to create **screeds** using **traditional methods**.

To guarantee the flatness and regularity of substrates for installing ceramic, **thixotropic and self-levelling compounds** are available, which are also suitable for creating heated floors.

To complete the range there are also several types of **primer** designed to **improve adhesion** on dusty and porous surfaces or on smooth substrates and substrates with low absorbency, to **reduce moisture content** and to **consolidate** cementitious substrates.



**DESCRIPTION** Special normal-setting, quick-drying (4 days), controlled-shrinkage hydraulic binder for screeds.

**WHERE TO USE** Formation of bonded, unbonded and floating screeds on both existing and new concrete prior to the installation of wood, PVC, linoleum, ceramic tiles, natural stone, carpet or any other flooring where rapid drying is required for short installation times. Suitable for indoor and outdoor use.

- Formation of screeds on which ceramic tiles can be laid after 24 hours and natural stone after 2 days.
- Formation of screeds set to light foot traffic after 12 hours and completely dry after 4 days, for laying resilient flooring and wooden flooring.
- Patching and repairing floor screeds where rapid restoration is required.
- Preparation of screeds incorporating underfloor heating systems.

**TECHNICAL DATA** Recommended mixing ratio: 200-250 kg of **Topcem** with 1 m<sup>3</sup> of aggregates (diameter from 0 to 8 mm) and 120-140 kg of water for dry inerts  
Pot life: 40-60 minutes  
Set to light foot traffic: after 12 hours  
Waiting time before application of the covering:  
24 hours for ceramic, 2 days for natural stone, 4 days for resilient and wood coverings  
Residual moisture after 4 days: < 2%

**ADVANTAGES**

- Rapid drying (laying ceramic after only 24 hours)
- High mechanical strength
- Negligible drying shrinkage

### CERTIFICATIONS



### FOR INFORMATION OR ASSISTANCE

Write to [assistentzatecnica@mapei.it](mailto:assistentzatecnica@mapei.it)



Technical Data Sheet  
Topcem



### PACKAGING

20 kg bags.

### CONSUMPTION

2-2.5 kg/m<sup>2</sup> per mm of thickness.



**DESCRIPTION** Special quick-setting and drying (24 hours), controlled-shrinkage hydraulic binder for screeds.

**WHERE TO USE** Preparation of both floating and bonded screeds on existing and new slabs for the installation of wood, PVC, linoleum, ceramic tiles, carpeting or any other flooring where fast drying is required for minimum downtime.

- Preparation of screeds ready to receive ceramic tiles and natural stone after only 3-4 hours.
- Formation of screeds set to light foot traffic after 2-3 hours and completely dry after 24 days, for the installation of parquet and resilient flooring.
- Patching and repairing screeds in areas subject to continuous traffic (supermarkets, hospitals, airports, etc.).
- Preparation of screeds incorporating underfloor heating systems.

### TECHNICAL DATA

Recommended mixing ratio: 350-450 kg of **Mapecem** for 1 m<sup>3</sup> of aggregates (diameter from 0 to 8 mm) and with 80-160 kg of water according to the moisture content of the inerts  
Pot life: 20-30 minutes  
Set to light foot traffic: 2-3 hours  
Waiting time before application of the covering:  
• 3 hours for ceramic tiles and natural stone;  
• 24 hours for resilient and wood flooring  
Residual moisture after 24 hours: less than 2%

**ADVANTAGES**

- Quick setting and drying (laying ceramic after only 3 hours)
- Ideal for repairing areas subject to continuous traffic
- High mechanical strength
- Negligible drying shrinkage

### CERTIFICATIONS



### FOR INFORMATION OR ASSISTANCE

Write to [assistentzatecnica@mapei.it](mailto:assistentzatecnica@mapei.it)



Technical Data Sheet  
Mapecem



### PACKAGING

20 kg bags.

### CONSUMPTION

3.5-4.5 kg/m<sup>2</sup> per mm of thickness.



# Topcem Pronto

Creating screeds with special binders or pre-blended mortars

**DESCRIPTION** Ready-to-use, normal-setting, controlled-shrinkage mortar with high thermal efficiency for quick-drying (4 days) screeds.

**WHERE TO USE** Formation of unbonded and bonded screeds on new and existing slabs in interiors and exteriors prior to installing wood, PVC, linoleum, ceramic tile, natural stone, carpet or other floor coverings in areas where fast-drying screeds are required in order to lay floorings in a short time.

- Formation of heated screeds without the need for plasticisers.
- Formation of screeds on which ceramic tiles can be laid after 24 hours and natural stone after 2 days.
- Formation of screeds set to light foot traffic after 12 hours and completely dry after 4 days, for installing wood and resilient flooring.
- Repairing screeds in areas where it is required to lay floorings in a short time (e.g. supermarkets, shops, residences, etc.).

**TECHNICAL DATA**

Mixing ratio: 1 25 kg bags of **Topcem Pronto** with 1.7 litres of water  
 Pot life: 40-60 minutes  
 Set to light foot traffic: after 12 hours  
 Waiting time before application of the covering: 24 hours for ceramic, 2 days for natural stone, 4 days for resilient and wood coverings  
 Residual moisture after 4 days: less than 2%  
 Thermal conductivity:  $\lambda = 2.008 \text{ W/mK}$

**ADVANTAGES**

- High thermal conductivity, ideal for heated screeds
- Ready to use
- Rapid drying (laying ceramic after only 24 hours)
- High mechanical strength
- Negligible drying shrinkage

## CERTIFICATIONS



## FOR INFORMATION OR ASSISTANCE

Write to [assistentzatecnica@mapei.it](mailto:assistentzatecnica@mapei.it)



Technical Data Sheet  
Topcem Pronto



**PACKAGING**  
25 kg bags.

**CONSUMPTION**  
18-20 kg/m<sup>2</sup> per cm of thickness according to the compaction degree.



# Mapecem Pronto

Creating screeds with special binders or pre-blended mortars

**DESCRIPTION** Pre-blended, ready-to-use, quick-setting and drying (24 hours), controlled-shrinkage mortar for screeds.

**WHERE TO USE** Internal and external floating and bonded screeds on old and new floor slabs, for laying wood, PVC, linoleum, carpet, ceramic, natural stone and any other type of floor covering where quick drying is required for immediate laying of the floor covering.

- Formation of screeds ready for foot traffic after 2-3 hours, and dry after 24 hours.
- Formation of screeds on which it is possible to lay ceramic tiles after 3-4 hours.
- Formation of screeds on which it is possible to lay PVC, linoleum, wood and natural and artificial stone materials after only 24 hours (residual moisture lower than 2%).
- Repairs and renovation of screeds in areas subject to continuous traffic (e.g. supermarkets, hospitals, airports, etc.).
- Formation of heated screeds without adding plasticisers.

**TECHNICAL DATA**

Mixing ratio: 1 25 kg bag of **Mapecem Pronto** with approx. 2.2 litres of water  
 Pot life: 20-30 minutes  
 Set to light foot traffic: 2-3 hours  
 Waiting time before application of the covering:  
 • 3 hours for ceramic tiles and natural stone;  
 • 24 hours for resilient and wood flooring  
 Residual moisture after 24 hours: less than 2%

**ADVANTAGES**

- Ready to use
- Quick setting and drying (laying ceramic after only 3 hours)
- Ideal for repairing areas subject to continuous traffic
- Recommended for the installation of flooring sensitive to moisture
- High mechanical strength
- Negligible drying shrinkage

## CERTIFICATIONS



## FOR INFORMATION OR ASSISTANCE

Write to [assistentzatecnica@mapei.it](mailto:assistentzatecnica@mapei.it)



Technical Data Sheet  
Mapecem Pronto



**PACKAGING**  
25 kg bags.

**CONSUMPTION**  
20 kg/m<sup>2</sup> per cm of thickness.





# Mapescreed Advance MR

Creating traditional screeds

**DESCRIPTION** Polymeric admixture for cementitious screeds with semi-dry consistency, high mechanical strength, and controlled shrinkage.

**WHERE TO USE** Recommended for the production of cementitious screeds in interior and exterior with different characteristics:

- isolating screeds;
- heated screeds;
- floating screeds;
- bonded screeds.

Recommended for the production of low-thickness screeds in high-load environments, it can reduce the time required to set the screed ready for foot traffic, building works and installation of the covering.

Particularly suitable for heated screeds as it guarantees a good increase in the thermal performance of heating and cooling systems.

**TECHNICAL DATA** Designation (EN 13813): CT C25-F5  
Set to light foot traffic: 24 hours  
Set to building works (max. 50% of expected payload): 72 hours  
Thermal conductivity:  $\leq 1.60$  W/mK  
Approximate residual moisture (+20°C and 65% R.H.): < 2% after 25-30 days

**ADVANTAGES**

- Achievement of medium mechanical properties
- Reduction of water/cement ratio
- Improved thermal yield of the heating system
- Set to foot traffic after 48 hours, ready to receive loads after 72 hours

**FOR INFORMATION OR ASSISTANCE**  
Write to [assistentzatecnica@mapei.it](mailto:assistentzatecnica@mapei.it)



Technical Data Sheet  
Mapescreed Advance MR



**PACKAGING**  
5 and 25 kg tanks, 200 l drums and 1000 l IBC containers.



# Mapescreed Advance HR

Creating traditional screeds

**DESCRIPTION** Admixture for high-strength, quick-drying, controlled-shrinkage, cementitious screed mortar with a semi-dry consistency.

**WHERE TO USE** Recommended for making various types of screed (bonded, isolating, floating, etc.) for internal and external applications, in compliance with EN 13813 standards, in strength class C35/F4 to C60/F7, characterised by short drying times and low hygrometric shrinkage. Particularly recommended for:

- bonded screeds;
- isolating screeds;
- heated screeds;
- floating screeds.

**TECHNICAL DATA** Designation (EN 13813): CT C30-F6  
Set to light foot traffic: after 24 hours  
Set to building works (max. 50% of expected payload): 72 hours  
Thermal conductivity:  $\leq 1.60$  W/mK  
Residual moisture: < 2% after 7 days curing in laboratory conditions (+20°C and 65% R.H.)

**ADVANTAGES**

- Achievement of medium/high mechanical properties
- Reduction of water/cement ratio
- Reduction of drying times for non-sensitive coatings
- Improved thermal yield of the heating system
- Set to foot traffic after 24 hours, ready to receive loads after 72 hours

**FOR INFORMATION OR ASSISTANCE**  
Write to [assistentzatecnica@mapei.it](mailto:assistentzatecnica@mapei.it)



Technical Data Sheet  
Mapescreed Advance HR



**PACKAGING**  
25 kg and 15 kg tanks, 200 l drums and 1000 l IBC containers.



# Mapescreed Advance CR Tracer

Creating traditional screeds

**DESCRIPTION** Polymeric admixture for cementitious screeds with semi-wet consistency and high mechanical strength, quick-drying and very high cracking and warping reduction properties.

**WHERE TO USE** Production of high-resistance, quick-drying cementitious screeds in interior and exterior in all building features:

- isolating screeds;
- heated screeds;
- floating screeds;
- bonded screeds.

Production of low-thickness screeds in high-load environments: it can reduce the time required to set the screed ready for foot traffic, building works and installation of the covering. Particularly suitable for heated screeds: it guarantees an excellent increase in the thermal performance of heating and cooling systems. Thanks to its high shrinkage and warping reduction properties, the product is particularly suitable for use in applications with reduced amount of contraction and control joints.

**TECHNICAL DATA** Designation (EN 13813): CT C40-F6/CT C60-F8  
Set to light foot traffic: 24 hours  
Set to building works (max. 50% of expected payload): 48 hours  
Thermal conductivity:  $\leq 1.83$  W/mK

**ADVANTAGES**

- Achievement of high mechanical properties
- High ability to reduce cracking and warping
- Ideal for compact bonded screeds
- Improved thermal yield of the heating system
- Set to foot traffic after 24 hours, ready to receive loads after 48 hours
- Traceable on site and in the lab using UV light

**FOR INFORMATION OR ASSISTANCE**  
Write to [assistentzatecnica@mapei.it](mailto:assistentzatecnica@mapei.it)



Technical Data Sheet  
Mapescreed Advance CR Tracer



**PACKAGING**  
23 kg tanks and 1000 l IBC containers.



# Mapescreed HF Gel

Creating traditional screeds

**DESCRIPTION** Polymeric admixture in gel with plasticising and hydrophobising action for cementitious screeds with semi-wet consistency, high mechanical strength, and controlled shrinkage.

**WHERE TO USE** Production of cementitious screeds in all building features:

- isolating screeds;
- heated screeds;
- floating screeds;
- bonded screeds.

Production of low-thickness screeds in high-load environments, it can reduce the time required to set the screed ready for foot traffic, building works and installation of the covering. Particularly suitable for heated screeds as it guarantees an excellent increase in the thermal performance of heating and cooling systems. Thanks to the presence of pre-dispersed polymeric fibers, it is possible to replace a possible reinforcement in the screed (metallic bar or fibres). Thanks to the hydrophobising action, it is suitable for external screeds with high resistance to freeze/thaw cycles.

**TECHNICAL DATA** Designation (EN 13813): CT C25-F5/CT C40-F7.  
Set to light foot traffic: 24 hours  
Set to building works (max. 50% of expected payload): 72 hours  
Thermal conductivity:  $\leq 1.83$  W/mK

**ADVANTAGES**

- Achievement of high mechanical properties
- Potential replacement of fibre reinforcement
- Considerable reduction of water absorption
- Reduction of water/cement ratio
- Improved thermal yield of the heating system
- Set to foot traffic after 24 hours, ready to receive loads after 72 hours

**FOR INFORMATION OR ASSISTANCE**  
Write to [assistentzatecnica@mapei.it](mailto:assistentzatecnica@mapei.it)



Technical Data Sheet  
Mapescreed HF Gel



**PACKAGING**  
22 kg drums.



# Mapescreed Fast Track Tracer

Creating traditional screeds

**DESCRIPTION** Polymeric admixture for cementitious screeds with semi-dry consistency, high mechanical strength, and controlled shrinkage.

**WHERE TO USE** Recommended for the production of quick-drying cementitious screeds in interior and exterior in all building features:

- isolating screeds;
- heated screeds;
- floating screeds;
- bonded screeds.

Production of low-thickness screeds in high-load environments: it can reduce the time required to set the screed ready for foot traffic, building works and installation of the covering. Particularly suitable for heated screeds as it guarantees an excellent increase in the thermal performance of heating and cooling systems.

**TECHNICAL DATA** Designation (EN 13813): CT C30-F6/CT C35-F6  
Set to light foot traffic: 24 hours  
Set to building works (max. 50% of expected payload): 72 hours  
Thermal conductivity:  $\leq 1.65 \text{ W/mK}$   
Residual moisture:  $< 2\%$  after 5-7-14-21 days according to its dosage

**ADVANTAGES**

- Achievement of medium/high mechanical properties
- Modular system for rapid drying
- Reduction of water/cement ratio
- Improved thermal yield of the heating system
- Set to foot traffic after 24 hours, ready to receive loads after 72 hours
- Traceable on site and in the lab using UV light

**FOR INFORMATION OR ASSISTANCE**  
Write to [assistentzatecnica@mapei.it](mailto:assistentzatecnica@mapei.it)



Technical Data Sheet  
Mapescreed Fast Track Tracer



**PACKAGING**  
25 kg tanks and 1000 l IBC containers.

# Mapescreed Advance Slowset

Creating traditional screeds

**DESCRIPTION** Polymer admixture for cementitious screed mortar with a semi-dry consistency and extended workability for hot weather conditions.

**WHERE TO USE** Recommended for making various types of screed (bonded, isolating, floating, etc.) in hot weather conditions for internal and external applications. The effect the admixture has on extending the workability and setting times of the mortar depends on the amount of cement and admixture used in the mix. Particularly recommended for the following:

- bonded screeds;
- isolating screeds;
- heated screeds;
- floating screeds.

**TECHNICAL DATA** Set-retarding capacity: up to 2 hours at  $+30^\circ\text{C}$

**ADVANTAGES**

- Increase setting times and workability times

**FOR INFORMATION OR ASSISTANCE**  
Write to [assistentzatecnica@mapei.it](mailto:assistentzatecnica@mapei.it)



Technical Data Sheet  
Mapescreed Advance Slowset



**PACKAGING**  
5 and 15 kg tanks,  
200 l drums and 1000 l IBC containers.



# Mapescreed Advance Finish

Creating traditional screeds

**DESCRIPTION** Finishing aid with anti-evaporation effect for cementitious screeds.

**WHERE TO USE** It is applied by spray on the surface of concrete to help with finishing operations on cementitious screeds. Recommended for making various types of screed (bonded, isolating, floating, etc.) for internal and external applications. When sprayed on surfaces it has the capacity to improve levelling and finishing operations and prevent rapid evaporation of water from the surface of the screed. Particularly recommended for:

- bonded screeds;
- isolating screeds;
- heated screeds;
- floating screeds.

**ADVANTAGES**

- Helps with finishing operations on cementitious screeds
- Prevents "plastic shrinkage" and potential cracking

**FOR INFORMATION OR ASSISTANCE**  
Write to [assistentzatecnica@mapei.it](mailto:assistentzatecnica@mapei.it)



Technical Data Sheet  
Mapescreed Advance Finish



**PACKAGING**  
1000 l IBC containers;  
200 l drums;  
5 and 22 kg tanks.

**CONSUMPTION**  
1 l per 5/10 m<sup>2</sup>.

# Mapescreed Foamer L

Creating traditional screeds

**DESCRIPTION** High-performance liquid foaming agent, based on an anionic, biodegradable surfactant combined with a natural polymer with lubricating action. Suitable for thermal insulating lightweight substrates.

**WHERE TO USE** Completely formulated with biodegradable and glycol-free raw materials. It is suitable for lightweight substrates in contact with bituminous membranes. It generates a stable foam over time, with excellent lubricating properties, and is suitable for use as a lightweight, thermal insulating substrates of various densities.

**TECHNICAL DATA** Densities obtained: from 300 to 600 kg/m<sup>3</sup>

**ADVANTAGES**

- Highly stable foaming agent
- Excellent lubricant properties
- Suitable for thermal insulating lightweight substrates

**FOR INFORMATION OR ASSISTANCE**  
Write to [assistentzatecnica@mapei.it](mailto:assistentzatecnica@mapei.it)



Technical Data Sheet  
Mapescreed Foamer L



**PACKAGING**  
25 kg drums; 1000 l IBC containers.

**CONSUMPTION**  
0.7-1 l per m<sup>3</sup> of mix.

# Mapecibre Screed 24

Fibres for screeds

**DESCRIPTION** Synthetic polymer fibres for screeds.

**WHERE TO USE** Especially recommended for earth-moist screeds, in particular if they are low-thickness and fast-drying. Allow better control of the propagation of hygrometric shrinkage cracks. Suitable for:

- earth-moist screeds;
- self-levelling;
- lightweight screeds;
- screeds with underfloor systems;
- screeds with low thickness.

**TECHNICAL DATA**

Length of fibres: 24 mm  
 Equivalent diameter of fibres: 0.90 mm  
 Specific gravity: 0.91 g/cm<sup>3</sup>  
 Melting point: 155-165°C  
 Water absorption: < 0.01%  
 Resistance to alkalis, acids and salts: high  
 Tensile strength: 250-300 N/mm<sup>2</sup>  
 Modulus of elasticity: 2100 N/mm<sup>2</sup>

**ADVANTAGES**

- Improve concrete resistance
- Improve the ductility and residual flexural strength after cracks first appear
- Allow better control of the propagation of hygrometric shrinkage cracks
- Their special surface finish enables them to bond better to the cementitious mix and become more evenly distributed within the concrete mix

**FOR INFORMATION OR ASSISTANCE**  
 Write to [assistentzatecnica@mapei.it](mailto:assistentzatecnica@mapei.it)



Technical Data Sheet  
 Mapecibre Screed 24



**PACKAGING**  
 5 kg plastic bags.

# Mapecibre ST30

Fibres for screeds

**DESCRIPTION** Structural polymeric fibres for concrete and cementitious screeds. They can replace partially or totally the steel reinforcement in concrete floors.

**WHERE TO USE** Designed to increase the tensile strength of concrete during the post-cracking phase. Thanks to their special performance, they may be used either in combination with rebar or instead of rebar. Allow better control of the propagation of hygrometric shrinkage cracks. They are used for any class of concrete and particularly in the case of:

- earth-moist screeds;
- concrete floors;
- precast elements;
- site-based prefabrication work.

**TECHNICAL DATA**

Length of fibres: 30 mm  
 Equivalent diameter of fibres: 0.80 mm  
 Bulk density: 0.91 g/cm<sup>3</sup>  
 Fibres per kg: 66,000  
 Melting point: 155/165°C  
 Water absorption: < 0.01%  
 Resistance to alkalis, acids and salts: high  
 Tensile strength: 450 N/mm<sup>2</sup>  
 Modulus of elasticity: 3800 N/mm<sup>2</sup>

**ADVANTAGES**

- Improve concrete resistance
- Improve the ductility and residual flexural strength after cracks first appear
- Allow better control of the propagation of hygrometric shrinkage cracks
- Enable three-dimensional strengthening of concrete to be achieved
- The special surface finish enables them to grip better to the cementitious mix

**FOR INFORMATION OR ASSISTANCE**  
 Write to [assistentzatecnica@mapei.it](mailto:assistentzatecnica@mapei.it)



Technical Data Sheet  
 Mapecibre ST30



**PACKAGING**  
 6 kg polyethylene bags.

**CONSUMPTION**  
 From 1 to 7 kg per cubic metre of mixture.





# Novoplan Maxi

Self-levelling compounds for interior

**DESCRIPTION** Rapid-hardening, fibre-reinforced, free-flowing cementitious levelling mortar with high thermal efficiency applied in layers from 3 to 40 mm thick, specifically designed for underfloor heating/cooling systems.

**WHERE TO USE** Covering compact, under-floor heating/cooling systems and levelling off all types of existing heated floors.  
For interior use only.

**TECHNICAL DATA**

Pot life: 30-40 minutes  
Thickness per coat: 3 to 40 mm  
Set to light foot traffic: 3 hours  
Waiting time before bonding:

- ceramic and natural stone flooring not sensitive to moisture: 12-24 hours;
- flooring sensitive to moisture: 2 days per cm of thickness applied

Thermal conductivity:  $\lambda = 1.727 \text{ W/mK}$

**ADVANTAGES**

- High thermal conductivity
- Ideal for compact heating systems
- Hi-flow
- Rapid-hardening

## CERTIFICATIONS



**FOR INFORMATION OR ASSISTANCE**  
Write to [assistentzatecnica@mapei.it](mailto:assistentzatecnica@mapei.it)



Technical Data Sheet  
Novoplan Maxi



**PACKAGING**  
25 kg bags.

**CONSUMPTION**  
1.8 kg/m<sup>2</sup> per mm of thickness.



# Ultraplan Contract

Self-levelling compounds for interior

**DESCRIPTION** Self-levelling, quick-hardening smoothing compound for thicknesses from 1 to 10 mm per coat.

**WHERE TO USE** It is used in interiors for levelling new or existing substrates, preparing them to receive all kinds of flooring where high resistance to loads and traffic is required.

- Levelling concrete slabs and cementitious screeds or **Mapecem**, **Mapecem Pronto**, **Topcem** or **Topcem Pronto** based screeds.
- Levelling anhydrite substrates.
- Levelling over underfloor heating systems.
- Levelling existing cement, terrazzo, ceramic and natural stone floors.

**TECHNICAL DATA**

Pot life: 20-30 minutes  
Thickness applied: from 1 to 10 mm per coat  
Set to light foot traffic: 3 hours  
Waiting time before application of the covering:

- ceramic tiles: min. 3 hours
- resilient and wood flooring: min. 24 hours

**ADVANTAGES**

- Easy workability
- Hi-flow
- High adhesion to the substrate
- Ultra-quick hardening

## CERTIFICATIONS



**FOR INFORMATION OR ASSISTANCE**  
Write to [assistentzatecnica@mapei.it](mailto:assistentzatecnica@mapei.it)



Technical Data Sheet  
Ultraplan Contract



**PACKAGING**  
Bags: 24 kg.

**CONSUMPTION**  
1.6 kg/m<sup>2</sup> per mm of thickness.



# **Ultraplan Trade**

Self-levelling compounds for interior

**DESCRIPTION** Fast-drying self-levelling compound for thicknesses from 3 to 40 mm.

**WHERE TO USE** It is used in interiors for levelling new or existing substrates preparing them to receive all kinds of flooring where high resistance to loads and traffic is required; it is especially suitable for underfloor heating systems.

- Levelling concrete slabs and cementitious screeds or **Mapecem**, **Mapecem Pronto**, **Topcem** or **Topcem Pronto** based screeds.
- Levelling anhydrite substrates.
- Levelling over underfloor heating systems.
- Levelling existing concrete substrates, terrazzo, ceramic, natural stone and magnesite floors.

**TECHNICAL DATA**

Pot life: 30-40 minutes  
 Thickness per coat: 3 to 40 mm  
 Set to light foot traffic: 3-12 hours  
 Waiting time before application of the covering:

- ceramic tiles: 3-12 hours;
- resilient and wood flooring: 24-72 hours

Thermal conductivity:  $\lambda = 1.5 \text{ W/mK}$

- ADVANTAGES**
- Easy workability
  - High thermal conductivity - ideal for heated screeds
  - High adhesion to the substrate
  - Quick drying

## **CERTIFICATIONS**



## **FOR INFORMATION OR ASSISTANCE**

Write to [assistentzatecnica@mapei.it](mailto:assistentzatecnica@mapei.it)



Technical Data Sheet  
 Ultraplan Trade



**PACKAGING**  
 25 kg bags.

**CONSUMPTION**  
 1.7 kg/m<sup>2</sup> per mm of thickness.



# **Nivoplan**

Thixotropic smoothing compounds

**DESCRIPTION** Smoothing mortar for internal and external walls and ceilings for thicknesses from 2 to 20 mm.

**WHERE TO USE** Rendering and levelling indoor and outdoor wall and ceiling surfaces in layers of thicknesses from 2 to 20 mm in order to make them suitable for the installation of ceramic tiles or for paint finishing.

- Smoothing walls prior to installing ceramic tiles.
- Repairing old, damaged renders.
- Levelling reinforced concrete surfaces of swimming pools and façades prior to installing ceramic coverings, waterproofing by painting.
- Smoothing foamed cement, brick, eraclit, etc.

**TECHNICAL DATA**

Pot life: 2-3 hours  
 Thickness applied: from 2 to 20 mm.  
 Waiting time before bonding ceramic tiles and natural stone: 24 hours depending on the thickness applied

- ADVANTAGES**
- Easy workability
  - Mix easy to apply on vertical surfaces

## **CERTIFICATIONS**



## **FOR INFORMATION OR ASSISTANCE**

Write to [assistentzatecnica@mapei.it](mailto:assistentzatecnica@mapei.it)



Technical Data Sheet  
 Nivoplan



**PACKAGING**  
 25 kg bags.

**CONSUMPTION**  
 1.5 kg/m<sup>2</sup> per mm of thickness.



# Nivorapid

## Thixotropic smoothing compounds

**DESCRIPTION** Quick-drying, thixotropic, cementitious smoothing compound for thicknesses from 1 to 20 mm, including on vertical surfaces.

**WHERE TO USE** Repairing, levelling and smoothing interior floors, walls, steps and edges where very rapid hardening and drying are required.

- Smoothing concrete slabs and screeds made with **Mapecem**, **Mapecem Pronto**, **Topcem**, **Topcem Pronto**, anhydrite, and magnesium based screeds as well as cast asphalt.
- Smoothing terrazzo, ceramic, natural stone or heating floors.
- Smoothing concrete walls, cementitious renders, foamed concrete blocks and ceramic.
- Repair or levelling steps, landings and edges of pillars.
- Filling depressions and holes in floors, walls and ceilings.

**TECHNICAL DATA**

Pot life: 15 minutes  
Thickness applied: from 1 to 20 mm  
Set to light foot traffic: approx. 2 hours  
Waiting time before application of the covering:

- 4-6 hours for ceramic tiles and natural stone;
- 6-12 hours for wooden and resilient flooring

**ADVANTAGES**

- Easy workability
- Excellent adhesion to substrates
- Ultra-quick drying
- Hardens without shrinkage

### CERTIFICATIONS



**FOR INFORMATION OR ASSISTANCE**  
Write to [assistentzatecnica@mapei.it](mailto:assistentzatecnica@mapei.it)



Technical Data Sheet  
Nivorapid



**PACKAGING**  
25 kg bags.

**CONSUMPTION**  
1.6 kg/m<sup>2</sup> per mm  
of thickness.



# Planitop Fast 330

## Thixotropic smoothing compounds

**DESCRIPTION** Quick-setting, fibre-reinforced cementitious levelling mortar for internal and external floors and walls, applied in layers from 3 to 30 mm to even out irregularities.

**WHERE TO USE** To smooth irregular substrates to quickly make them suitable for laying ceramic and stone or for waterproofing with liquid membranes or flexible cementitious systems. Usable on walls and floors, both in interior and exterior.

- Levelling reinforced concrete surfaces.
- Smoothing and levelling internal and external substrates made from products normally used in the building industry.
- Repairing or forming slopes on terraces and balconies.

**TECHNICAL DATA**

Pot life: approximately 20 minutes  
Thickness applied: from 3 to 30 mm  
Waiting time before bonding ceramic tiles and natural stone: 4 hours, variable according to temperature

**ADVANTAGES**

- Applied in layers 3 to 30 mm thick
- Rapid-setting
- For internal and external use, on walls and floors
- Easy to apply, including on vertical surfaces
- Versatile

### CERTIFICATIONS



**FOR INFORMATION OR ASSISTANCE**  
Write to [assistentzatecnica@mapei.it](mailto:assistentzatecnica@mapei.it)



Technical Data Sheet  
Planitop Fast 330



**PACKAGING**  
25 kg bags.

**CONSUMPTION**  
1.55 kg/m<sup>2</sup> per mm  
of thickness.



# Eco Prim Grip Plus

Bonding promoter primers

**DESCRIPTION** Multi-purpose, ready-to-use, low-odour, bonding promoter primer with a very low emission of volatile organic compounds (VOC) for render, smoothing and levelling compounds and cementitious adhesives, for internal and external application.

**WHERE TO USE**

- Multi-purpose, ready-to-use primer.
- For internal and external use.
- On floors and walls.
- Suitable for improving the bond of adhesives for ceramics and levelling compounds on non-absorbent surfaces, such as ceramic, terrazzo and natural stone floors and smooth surfaces like for example epoxy or polyurethane resins.
- Used to improve the bond of cement and lime-based plasters on substrates made from concrete, brickwork, vibro-compressed concrete blocks.
- Bonding aid for cementitious smoothing compounds on substrates consolidated or waterproofed with **Eco Prim PU 1K**, **Eco Prim PU 1K Turbo**, **Primer MF** or **Primer MF EC Plus** when the surface has not been sprinkled with sand.

**TECHNICAL DATA**

Waiting time before applying the render: 15-20 minutes\*  
Waiting time before applying smoothing compound or cementitious adhesives: 30-60 minutes\*

*\*depending on the substrate's temperature, humidity and porosity*

**ADVANTAGES**

- Almost no odour and solvent-free
- Ready to use
- No health risks
- Specific for smooth substrates with low absorbency

## CERTIFICATIONS



[www.blauer-engel.de/uz113](http://www.blauer-engel.de/uz113)

## FOR INFORMATION OR ASSISTANCE

Write to [assistenza@mapei.it](mailto:assistenza@mapei.it)



Technical Data Sheet  
Eco Prim Grip Plus



**PACKAGING**  
1, 5 and 10 kg drums.

**CONSUMPTION**  
From 0.20 to 0.30 kg/m<sup>2</sup>  
according to the absorption  
of the substrate.



# Eco Prim T Plus

Bonding promoter primers

**DESCRIPTION** Universal acrylic primer for all absorbent and non-absorbent substrates.

**WHERE TO USE** To be used over absorbent and non-absorbent substrates prior to the application of levelling compounds or on slightly dusty substrates prior to the application of adhesives.

- Preparation of surfaces with well bonded traces of adhesive or existing smoothing compounds before smoothing or applying adhesives.
- Preparation of surfaces made of gypsum, anhydrite, wood, marine plywood, chipboard, terrazzo, ceramic or natural stone before smoothing or applying adhesives.
- Bonding aid for cementitious smoothing compounds on substrates consolidated or waterproofed with **Eco Prim PU 1K**, **Eco Prim PU 1K Turbo**, **Primer MF** or **Primer MF EC Plus** when the surface has not been sprinkled with sand.

**TECHNICAL DATA**

Drying time before applying the smoothing compound or adhesive:

- absorbent substrates (screed, concrete): 0 minutes
- low or non-absorbent substrates (ceramic, epoxy resins): 30-60 minutes
- gypsum-based substrates for application of cementitious smoothing compounds: 30-60 minutes

**ADVANTAGES**

- Almost no odour
- Ready to use and easy to apply
- Excellent bonding
- Not flammable

## CERTIFICATIONS



[www.blauer-engel.de/uz113](http://www.blauer-engel.de/uz113)



## FOR INFORMATION OR ASSISTANCE

Write to [assistenza@mapei.it](mailto:assistenza@mapei.it)



Technical Data Sheet  
Eco Prim T Plus



**PACKAGING**  
20 kg, 10 kg  
and 5 kg tanks.

**CONSUMPTION**  
From 30 to 150 g/m<sup>2</sup>  
according  
to the absorption  
of the substrate.





# Primer G

## Bonding promoter primers

**DESCRIPTION** Synthetic resin-based water-dispersion primer with very low content of volatile organic compounds (VOC).

- WHERE TO USE**
- Treating gypsum surfaces prior to installing ceramic tiles.
  - As an anchoring coat for gypsum-based sprayable plasters.
  - To improve the adhesion of smoothing compounds on cementitious or anhydrite and gypsum-based surfaces.

**TECHNICAL DATA**

Dilution rate: from 1:1 to 1:3 with water, depending on the absorbency of the substrate  
Drying time before the application of the levelling compound or adhesive:

- concrete: 30 minutes
- gypsum: 30-60 minutes

- ADVANTAGES**
- Improves adhesion of smoothing compounds and cementitious adhesives
  - Reduces the formation of blisters and prevents self-levelling smoothing compounds drying out too quickly
  - Not flammable

### CERTIFICATIONS



### FOR INFORMATION OR ASSISTANCE

Write to [assistentzatecnica@mapei.it](mailto:assistentzatecnica@mapei.it)



Technical Data Sheet  
Primer G



**PACKAGING**  
25-10-5 kg tanks  
and 12 x 1 kg packages.

**CONSUMPTION**  
0.1-0.2 kg/m<sup>2</sup> depending  
on the use.



# Eporip

## Consolidating and/or waterproofing primers

**DESCRIPTION** Two-component solvent-free epoxy adhesive for construction joints and for monolithic sealing of cracks in screeds.

- WHERE TO USE**
- Monolithic construction joints between fresh and hardened concrete.
  - Bonding precast concrete elements.
  - Bonding steel to concrete.
  - Filling cracks in concrete.

**TECHNICAL DATA**

Setting time: 24 hours  
Pot life: 60 minutes (at +23°C)  
Open time: 5 hours (at +10°C)

- ADVANTAGES**
- Easy to apply, including on vertical surfaces
  - Solvent-free
  - Excellent adhesion to concrete and steel

### CERTIFICATIONS



### FOR INFORMATION OR ASSISTANCE

Write to [assistentzatecnica@mapei.it](mailto:assistentzatecnica@mapei.it)



Technical Data Sheet  
Eporip



**PACKAGING**

- 10 kg kits:  
(component A = 7.5 kg  
+ component B = 2.5 kg).
- 2 kg kits:  
(component A = 1.5 kg  
+ component B = 0.5 kg).

**CONSUMPTION**  
1.35 kg/dm<sup>3</sup> for bonding.





# Planicrete

Consolidating and/or waterproofing primers

**DESCRIPTION** Synthetic rubber latex to improve adhesion and performance of cement mixes and prepare bonding slurries for screeds.

- WHERE TO USE**
- High-strength cement screeds for interior and exterior use.
  - Cementitious bonding slurry for installing natural stone using the **Mapestone** system.
  - High-strength cement renders for interior and exterior use.
  - Cementitious bonding slurry to improve adhesion of conventional bonded screeds and screeds made from **Mapecem Pronto** or **Topcem Pronto**.

- TECHNICAL DATA**
- To prepare bonding slurries: 300-310 g/m<sup>2</sup> per mm of thickness
  - To prepare bonded screeds: 40-50 g/m<sup>2</sup> per mm of thickness
  - To prepare renders: 60-80 g/m<sup>2</sup> per mm of thickness

- ADVANTAGES**
- Blended with cementitious mixes leads to:
- improved adhesion to the substrate
  - increased compressive and flexural strength
  - improved resistance to abrasion
  - increased impermeability
  - improved resistance to freeze-thaw cycles
  - improved chemical resistance to diluted alkalis, saline solutions and oils

**FOR INFORMATION OR ASSISTANCE**  
Write to [assistentzatecnica@mapei.it](mailto:assistentzatecnica@mapei.it)



Technical Data Sheet  
Planicrete



**PACKAGING**  
5, 10, 25 kg tanks  
and 12 x 1 kg packages.



# Primer MF

Consolidating and/or waterproofing primers

**DESCRIPTION** Two-component, solvent-free epoxy primer for consolidating and waterproofing cementitious substrates.

- WHERE TO USE**
- Application, prior the laying of flooring sensitive to moisture, to avoid rising of excessive residual moisture present in concrete slabs and screeds.
  - Consolidation of weak cementitious substrates.
  - Dustproof treatment over superficially inconsistent screeds, both based on cement and anhydrite.
  - Binder for mixing with quartz to prepare synthetic mortar for small smoothing and repair operations.

**TECHNICAL DATA**

Waiting time before applying floors or smoothing compounds: 24-48 hours depending on the temperature  
Pot life: 90 minutes

- ADVANTAGES**
- Solvent-free
  - Consolidator for cementitious substrates
  - High penetration properties (low viscosity)
  - Not flammable

**FOR INFORMATION OR ASSISTANCE**  
Write to [assistentzatecnica@mapei.it](mailto:assistentzatecnica@mapei.it)



Technical Data Sheet  
Primer MF



**PACKAGING**  
1 kg (A+B)  
and 4 kg (A+B) units.

**CONSUMPTION**  
0.20-0.40 kg/m<sup>2</sup>.



## Consolidating and/or waterproofing primers

**DESCRIPTION** Solvent-free, silicate-based consolidator for cementitious substrates, with a high penetration capacity.

**WHERE TO USE** Consolidation of cementitious substrates with an unstable surface or with poor mechanical characteristics.  
Consolidation of cementitious screeds which tend to have a crumbly surface.  
Impregnation and anti-dust primer on cementitious surfaces.

**TECHNICAL DATA** Drying time: depending on the absorbency of the substrate

**ADVANTAGES**

- Ready to use
- Solvent-free
- High penetration properties
- Consolidator for cementitious substrates

**FOR INFORMATION OR ASSISTANCE**  
Write to [assistentzatecnica@mapei.it](mailto:assistentzatecnica@mapei.it)



Technical Data Sheet  
**Prosfas**



**PACKAGING**  
25 kg tanks.

**CONSUMPTION**  
0.5-0.7 kg/m<sup>2</sup>.





## Anti-fracture, uncoupling, waterproofing systems and multi-purpose panels

**Mapei** has developed a range of technologically advanced solutions to help achieve perfect installation in a practical, fast way and with the certainty of guaranteed results over time.

**Mapei membranes** are a simple, rapid solution to overcome **problems in substrates** and to meet various other needs, such as how to deal with distribution and expansion joints, cracks in substrates and **waterproofing** issues.

To create projects with a unique design and refurbish environments quickly without producing dust and waste, **Mapei** proposes waterproof and lightweight **Mapeguard Board multi-purpose panels**, used in internal settings to create bespoke furnishing features to be dressed with all types of ceramic.

# Mapeguard UM 35

## Membrane systems

**DESCRIPTION** Waterproofing, uncoupling and anti-fracture membrane for cracked and damp substrates and substrates that are not fully cured before installing ceramic and stone tiles for internal and external surfaces without having to copy the layout of distribution joints in the substrate. Made from a layer of honeycomb HDPE with a rough surface and polypropylene fabric backing.

- WHERE TO USE**
- Installation on internal and external substrates as an uncoupling and anti-fracture membrane for laying ceramic and stone flooring on difficult substrates.
  - Installation on cracked substrates.
  - Installation on substrates that are damp and/or not completely cured.
  - Application with no need to follow the existing joints.
  - Overlaying existing flooring.
  - Waterproofing of balconies and terraces.
  - Use on: new residential buildings and residential buildings being renovated; commercial settings; hospitals; hotels; balconies and terraces; bathrooms.
  - Suitable for these types of substrate: concrete; cementitious screeds; cementitious screeds with heating systems; anhydrite screeds; anhydrite screeds with heating systems; old ceramic, resin and wood floorings.

**TECHNICAL DATA**

Length: 30 m  
Width: 1 m  
Thickness of the membrane: 3.5 mm  
Properties: pull out test (class C2 cementitious adhesive, 28 days at +23°C and 50% R.H.): EN 12004 0.6 N/mm<sup>2</sup>

- ADVANTAGES**
- Anti-fracture properties for installation on cracked substrates
  - Evaporation of the moisture in the underlying layers
  - Waterproofing properties
  - Even heat distribution (in case of application on heating floors)
  - Mechanical strength
  - Perfect mechanical bond to the adhesive
  - Semi-transparent: allows to verify the correct distribution of the adhesive and the presence of through-elements

**FOR INFORMATION OR ASSISTANCE**  
Write to [assistentzatecnica@mapei.it](mailto:assistentzatecnica@mapei.it)



Technical Data Sheet  
Mapeguard UM 35



**PACKAGING**  
30 x 1 m rolls.

**Mapeguard Roller**  
with incorporated handle and bag holder is available, to go over and press down **Mapeguard UM 35** membranes quickly and consistently onto the layer of adhesive under the membrane, guaranteeing an excellent bond.



# Mapeguard WP 200

## Membrane systems

**DESCRIPTION** Alkali-resistant waterproofing and anti-fracture membrane for internal use. Suitable for overlaying with ceramic, natural stone and LVT floors. It is made from a flexible, thin-layer, waterproof isolating sheet of polyethylene, coated on both sides with a non-woven fabric.

- WHERE TO USE**
- Waterproofing and anti-fracture membrane used in wet and damp areas in residential and commercial buildings such as domestic and hotel bathrooms, showers.
  - Waterproofing membrane on moisture-sensitive substrates (such as gypsum plasters and gypsum fiber boards, calcium sulphate screeds) and mineral surfaces (such as cement plaster, porous concrete, concrete, cement screed, cement-based panels).

**TECHNICAL DATA**

Material: three-layered product made of polypropylene/polyethylene  
Width: 100 cm  
Length: 30 and 5 m  
Thickness of the membrane (mm): > 200 µm

- ADVANTAGES**
- Anti-fracture and waterproofing properties
  - High tensile strength
  - Strong bond to cementitious adhesives thanks to the non-woven fabric
  - Quick and easy to apply
  - Crack bridging
  - Alkali-resistant

**CERTIFICATIONS**



**FOR INFORMATION OR ASSISTANCE**  
Write to [assistentzatecnica@mapei.it](mailto:assistentzatecnica@mapei.it)



Technical Data Sheet  
Mapeguard WP 200



**PACKAGING**  
30 m x 1 m and 5 m x 1 m rolls.



# Mapetex System

## Membrane systems

**DESCRIPTION** Removable anti-fracture system for laying ceramic and stone flooring. Composed of a synthetic, non-woven fabric membrane with high mechanical strength.

- WHERE TO USE**
- Anti-fracture or isolating layer:
    - when laying ceramic and stone material on cracked cementitious substrates that have not been cured correctly it prevents cracks in the substrate damaging the finished floor;
    - when laying tiles on screeds without having to copy the layout of the existing distribution joints, in case of large-format tiles, in diagonal or on cracked screeds.
  - Suitable for the realisation of removable ceramic floors.

**TECHNICAL DATA** Width: 200 cm, 100 cm

- ADVANTAGES**
- Anti-fracture properties for installation on cracked substrates
  - Install tiling without respecting joints
  - High mechanical strength
  - Rapid and easy to apply

**FOR INFORMATION OR ASSISTANCE**  
Write to [assistentzatecnica@mapei.it](mailto:assistentzatecnica@mapei.it)



Technical Data Sheet  
Mapetex System



**PACKAGING**  
2 x 50 m rolls and 1 x 50 m rolls.

# Mapeguard Board

## Multi-purpose panels

**DESCRIPTION** Multi-purpose, lightweight waterproof panel for the installation of all types of ceramic coverings, used internally for levelling walls, even as an alternative to cementitious render, and for creating room partitions and furnishing elements such as shelves, bathroom furniture, benches, niches and shower cabins.

- WHERE TO USE**
- Levelling of uneven walls, including unplastered walls.
  - Levelling of existing surfaces (deteriorated/damaged plaster or old tiling).
  - Creating furnishing elements such as shelves and surrounds for sinks and sanitary ware, also in damp environments
  - Creating room partitions and walls for shower cabins.
  - Surrounds for bathtubs.
  - Creating benches and seats in bathrooms and damp environments, such as health and wellness centres.
  - Waterproofing surfaces before installing tiling.
  - May be applied on:
    - concrete;
    - cementitious and gypsum-based plaster (after applying suitable primer);
    - existing ceramic wall tiles;
    - wooden structures.

- ADVANTAGES**
- Versatile
  - Lightweight and resistant
  - Easy to handle
  - High mechanical strength
  - Waterproof
  - Easy to cut and install
  - Quick intervention
  - No dust on site
  - Light weight
  - Complete product range system

**FOR INFORMATION OR ASSISTANCE**  
Write to [assistentzatecnica@mapei.it](mailto:assistentzatecnica@mapei.it)



Technical Data Sheet  
Mapeguard Board



**PACKAGING**  
See table

# Mapeguard Board

Multi-purpose panels

## PACKAGING

STANDARD PALLET	Panel size (cm)	Panel thickness (mm)	Packs (panels per pack)	Pallet (packs per pallet)	Pallet (panels per pallet)
Mapeguard Board	60x130	7	16	10	160
Mapeguard Board	60x130	10	16	7	112
Mapeguard Board	60x260	10	8	14	112
Mapeguard Board	60x260	20	8	7	56
Mapeguard Board	60x260	30	6	4	24
Mapeguard Board	60x260	48	2	7	14

MIXED PALLET	Panel size (cm)	Panel thickness (mm)	Content of a mixed pallet
Mapeguard Board	60x130	7	2 packs of 16 panels
Mapeguard Board	60x260	20	2 packs of 8 panels
Mapeguard Board	60x260	30	2 packs of 6 panels
Mapeguard Board	60x260	48	3 packs of 2 panels

## DATA

	Reference standard	Unit of measure	Panel 7 mm 60x130 cm	Panel 10 mm 60x130 cm	Panel 10 mm 60x260 cm	Panel 20 mm 60x260 cm	Panel 30 mm 60x260 cm	Panel 48 mm 60x260 cm	Tolerance
<b>SIZE</b>									
- thickness:		mm	7	10	10	20	30	48	± 0.6
- height:		mm	1300	1300	2600	2600	2600	2600	± 3
- width:		mm	600	600	600	600	600	600	± 3
<b>PHYSIC PROPERTIES</b>									
Thermal conductivity:	EN 12667	W/mK	0.0342	0.0327	0.0327	0.0341	0.0323	0.0321	± 0.01
Thermal resistance:	EN 12667	m²K/W	0.205	0.306	0.306	0.587	0.929	1.558	± 15%
<b>MECHANICAL PROPERTIES</b>									
Adhesion with cement adhesive (28 days)	EN 1348	N/mm²	0.3	0.3	0.3	0.3	0.3	0.3	± 0.15
Flexural strength	ASTM C627 mod	N/mm²	> 20	> 50	> 50	> 130	> 300	> 750	



Hotel Caminetto Mountain Resort  
Lavarone - Italy

## Waterproofing products

Bathrooms, swimming pools, wellness centres, balconies and terraces are all settings where good **waterproofing of the substrate** needs to be achieved to protect it and prevent its progressive deterioration, as well as the formation of unsightly efflorescence along grout lines and the risk of tiles becoming detached.

**Mapei** Group has always been committed to research and development of innovative, durable and certified solutions. The **cementitious and ready to use membranes**, together with their complementary products, **are complete waterproofing systems** for new or existing balconies, terraces, bathrooms, swimming pools and wellness centres.

# Mapelastic

Waterproofing products for balconies, terraces and swimming pools

**DESCRIPTION** Two-component cementitious mortar, flexible down to -20°C, for waterproofing balconies, terraces, bathrooms and swimming pools.

**WHERE TO USE**

- Waterproofing and protection of concrete structures, renders and cementitious screeds.
- Waterproofing bathrooms, showers, balconies, terraces, swimming pools, etc. before laying ceramic tile finishes.
- Waterproofing of plasterboard, render or cementitious surfaces, lightweight cement blocks and marine-grade plywood.
- Waterproofing of concrete basins used for containing water.

**TECHNICAL DATA**

Pot life of mix: approx. 1 hour  
Minimum applicable thickness: 2 mm in two coats  
Waiting time before application of the covering: at least 5 days. This period may be reduced to 24 hours on dry substrates, in good weather and temperature conditions

**ADVANTAGES**

- Complete and reliable system
- Sound waterproofing
- Maximum guarantee
- Perfect adhesion on all surfaces
- High breathability level
- High flexibility including at low temperatures
- Resistant to UV rays
- Blocks CO<sub>2</sub> penetration
- Reliable solutions
- Quick, simple application
- Complies with the most widely used green building rating system (Leed)

## CERTIFICATIONS



**FOR INFORMATION OR ASSISTANCE**  
Write to [assistentzatecnica@mapei.it](mailto:assistentzatecnica@mapei.it)



Technical Data Sheet  
Mapelastic



**PACKAGING**  
32 kg unit: 24 kg bags  
+ 8 kg tanks.  
16 kg unit: 2 6 kg bags  
+ 1 4 kg tank.

**CONSUMPTION**  
Manual application:  
1.7 kg/m<sup>2</sup> per mm  
of thickness.  
Spray gun application:  
2.2 kg/m<sup>2</sup> per mm  
of thickness.



# Mapelastic Turbo

Waterproofing products for balconies, terraces and swimming pools

**DESCRIPTION** Two-component rapid-drying elastic cementitious mortar for waterproofing terraces and balconies, including at low temperatures and on substrates not completely dry.

**WHERE TO USE**

- Waterproofing balconies, terraces, flat roofs, swimming pools before bonding ceramic, mosaic or natural stone floor and wall coverings.
- Waterproofing terraces and balconies by overlaying on existing floor coverings before bonding new flooring.


**TECHNICAL DATA**

Pot life of mix: approx. 45 minutes  
Minimum applicable thickness: 2 mm in two coats with reinforcement embedded between the two layers  
Waiting time before application of the covering: 3 to 16 hours depending on surrounding conditions

**ADVANTAGES**

- Suitable for tiling after around 4 hours in normal weather conditions and within 24 hours at temperatures down to +5°C
- Also suitable for sublayers not completely dry but sufficiently cured
- Also for applications at low temperatures
- Perfect adhesion to substrates
- Highly flexible
- Guaranteed product
- Guaranteed durability
- Complies with the most widely used green building rating system (Leed)

## CERTIFICATIONS



**FOR INFORMATION OR ASSISTANCE**  
Write to [assistentzatecnica@mapei.it](mailto:assistentzatecnica@mapei.it)



Technical Data Sheet  
Mapelastic Turbo



**PACKAGING**  
36 kg kits: 20 kg bags  
+ 16 kg tanks;  
18 kg kits: 10 kg bags  
+ 8 kg tanks.

**CONSUMPTION**  
Approx. 2.4 kg/ m<sup>2</sup>  
(for two coats of product  
with reinforcement  
embedded between  
the two layers).





# Monolastic

Waterproofing products for balconies, terraces and swimming pools

**DESCRIPTION** One-component flexible cementitious waterproofing mortar.

**WHERE TO USE**

- Waterproofing of balconies, terraces, showers and swimming pools before laying ceramic tile finishes.
- Waterproofing of concrete structures, renders and cementitious screeds.

**TECHNICAL DATA**

Minimum applicable thickness: 2 mm in two coats  
Pot life of mix: approx. 1 hour  
Waiting time before application of the covering: at least 2 days

**ADVANTAGES**

- Excellent workability and certified performance
- Crack-bridging ability certified even at low temperatures (-5°C)
- Excellent adhesion to many types of substrate
- CE marking
- Complies with the most widely used green building rating system (Leed)

## CERTIFICATIONS



**FOR INFORMATION OR ASSISTANCE**  
Write to [assistentzatecnica@mapei.it](mailto:assistentzatecnica@mapei.it)



Technical Data Sheet  
Monolastic



**PACKAGING**  
20 kg bags.

**CONSUMPTION**  
Approx. 1.1 kg/m<sup>2</sup>  
per mm of thickness.



# Mapelastic AquaDefense

Waterproofing products for bathrooms and wet areas

**DESCRIPTION** Ready-to-use, ultra quick-drying, flexible liquid membrane for waterproofing internal and external surfaces.

**WHERE TO USE** Waterproofing before applying ceramic, stone and mosaic coatings in:

- balconies and terraces;
- bathrooms and shower cubicles;
- laundry rooms;
- saunas and damp environments in general.

May be applied on concrete; cementitious screeds and screeds made using special binders (**Topcem**, **Topcem Pronto**, **Mapecem** or **Mapecem Pronto**); plasterboard (for internal applications only); existing coatings in ceramic, terrazzo and stone; cementitious render.

**TECHNICAL DATA**

Waiting time between each coat: approx. 1 hour (at +23°C and 50% R.H.)  
Time for complete drying of a 1 mm thick layer: 12 hours (at +23°C and 50% R.H.)  
Waiting time before application of the covering: 3-4 hours (at +23°C and 50% R.H.) when applied on a dry cementitious substrate with less than 3% residual moisture  
Minimum applicable thickness: 0.8 mm in two coats

**ADVANTAGES**

- One-component ready to use
- Dries quickly
- No reinforcement required
- Rain-fast after just 3 hours
- Installation of tiles after only 4 hours
- Surfaces ready for use after 1 day
- Complies with the most widely used green building rating system (Leed)

## CERTIFICATIONS



**FOR INFORMATION OR ASSISTANCE**  
Write to [assistentzatecnica@mapei.it](mailto:assistentzatecnica@mapei.it)



Technical Data Sheet  
Mapelastic AquaDefense



**PACKAGING**  
3.5 kg, 7.5 kg and 15 kg drums.

**CONSUMPTION**  
1 kg/m<sup>2</sup> for two coats  
(1.3 kg/m<sup>2</sup> per mm of thickness).





# Mapegum WPS

Waterproofing products for bathrooms and wet areas

**DESCRIPTION** Quick-drying, flexible liquid membrane for waterproofing internal surfaces.

**WHERE TO USE** Waterproofing indoor floor and wall surfaces that are not subject to rising damp nor in permanent water immersion.

- Plasterboard, gypsum or cementitious render, lightweight cement block and marine-plywood.
- Cementitious, anhydrite, wooden and magnesite substrates and existing ceramic and natural stone after the application of **Eco Prim T** primer.
- Waterproofing walls and floors in bathrooms and shower cubicles, kitchens and work tops before laying ceramic tiles, natural stone and mosaic.

**TECHNICAL DATA**

Waiting time between each coat: approx. 1 hour (at +23°C and 50% R.H.)  
Time for complete drying of a 1 mm thick layer: 5 hours (at +23°C and 50% R.H.)  
Waiting time before application of the covering: 12-24 hours (at +23°C and 50% R.H.)

**ADVANTAGES**

- Ready to use
- Quick application
- Coatings may be laid after only 12 hours
- Excellent flexibility
- No reinforcement required
- Complies with the most widely used green building rating system (Leed)

## CERTIFICATIONS



## FOR INFORMATION OR ASSISTANCE

Write to [assistentzatecnica@mapei.it](mailto:assistentzatecnica@mapei.it)



Technical Data Sheet  
Mapegum WPS



**PACKAGING**  
5, 10 and 20 kg drums.

**CONSUMPTION**  
Approx. 1.2 kg/m<sup>2</sup> in two coats, equal to 0.8 mm wet thickness.



# Mapenet 150

Ancillary products for waterproofing

**DESCRIPTION** Alkali-resistant (according to ETAG 004 test, paragraph 5.6.7.1) fibre glass mesh used to reinforce waterproof protection layers, anti-fracture membranes and cementitious smoothing and levelling layers.

**WHERE TO USE** Reinforced strengthening for:

- **Mapelastic**, **Mapelastic Turbo** or **Monolastic** used for waterproofing terraces, balconies, swimming pools, baths, shower cubicles, etc. with ceramic tile finishes or natural stone;
- cementitious skim coats in general.

**TECHNICAL DATA**

Mesh size: 4 x 4.5 mm  
Weight: 150 g/m<sup>2</sup>

**ADVANTAGES**

- Alkali-resistant
- Avoids formation of cracks
- Makes it easier to apply the waterproofing product in an even layer
- Improves the system's resistance to temperature variations and abrasion

## FOR INFORMATION OR ASSISTANCE


Write to [assistentzatecnica@mapei.it](mailto:assistentzatecnica@mapei.it)



Technical Data Sheet  
Mapenet 150



**PACKAGING**  
50 x 1 m rolls.



# Mapetex Sel N

Ancillary products for waterproofing

**DESCRIPTION** Non-woven polypropylene fabric for reinforcing waterproofing membranes.

**WHERE TO USE** Reinforcement in polypropylene fabric used together with **Mapelastico Turbo**.

**TECHNICAL DATA** Weight: 80 g/m<sup>2</sup>  
Thickness: 0.7 mm

- ADVANTAGES**
- Resistant to alkalis
  - Resistant to atmospheric agents.
  - Good dimensional stability
  - Light and easy to handle
  - Easy to cut
  - Adapts to the shape of any type of substrate

**FOR INFORMATION OR ASSISTANCE**  
Write to [assistenza@mapei.it](mailto:assistenza@mapei.it)



Technical Data Sheet  
Mapetex Sel N



**PACKAGING**  
25 x 1 m rolls.

# Mapecband Easy

Ancillary products for waterproofing

**DESCRIPTION** Rubber tape sandwiched between two layers of non-woven fabric to form elastic joints in waterproofing systems.

- WHERE TO USE**
- Waterproofing corners and edges between adjacent walls and between walls and floors.
  - Waterproofing elastic control joints on terraces, balconies, etc.
  - Used in combination with various waterproofing products, such as **Mapelastico**, **Mapelastico Turbo**, **Monolastico** and **Mapecum WPS**.

**TECHNICAL DATA** Width: 130 mm  
Thickness: 0.68 mm

- ADVANTAGES**
- Highly flexible (elongation at failure > 300%)
  - Easy to apply thanks also to the holes along the edges

**CERTIFICATIONS**



**FOR INFORMATION OR ASSISTANCE**  
Write to [assistenza@mapei.it](mailto:assistenza@mapei.it)



Technical Data Sheet  
Mapecband Easy



**PACKAGING**  
10 and 30 m rolls.  
90° and 270° corners.  
Collars for passing-through pipes 200x200 mm and 400x400 mm.



# Mapeband SA

Ancillary products for waterproofing

**DESCRIPTION** Self-adhesive butyl tape with alkali-resistant, non-woven fabric backing for elastic waterproofing systems.

- WHERE TO USE**
- Waterproofing corners and fillets between floors and walls on terraces, balconies and bathrooms.
  - Sealing different types of material (bitumen membranes, metal, ceramic and cementitious screeds).
  - Sealing small, hard-to-reach fillets such as those between window and door fittings, ledges and substrates.
  - Used in elastic waterproofing systems, such as those of the **Mapelastic** and **Mapegum WPS** range.

**TECHNICAL DATA** Width: 100 mm  
Thickness: approx. 1.5 mm

- ADVANTAGES**
- Quick application
  - Easy to apply
  - Versatile
  - Alkali-resistant
  - Perfect adhesion on any type of substrate

## CERTIFICATIONS



**FOR INFORMATION OR ASSISTANCE**  
Write to [assistenza@mapei.it](mailto:assistenza@mapei.it)



Technical Data Sheet  
Mapeband SA



**PACKAGING**  
25 m rolls.  
Collars for passing-through pipes 370x370 mm



# Mapeband PE 120

Ancillary products for waterproofing

**DESCRIPTION** PVC tape for waterproofing systems created using liquid membranes.

- WHERE TO USE**
- Waterproofing corners between adjacent walls and between walls and floors to be treated with **Mapegum WPS**.
  - Sealing pipe-work and drains in bathrooms, showers and kitchens with special seals.

**TECHNICAL DATA** Thickness: approx. 0.7 mm

- ADVANTAGES**
- Flexible and deformable

## CERTIFICATIONS



**FOR INFORMATION OR ASSISTANCE**  
Write to [assistenza@mapei.it](mailto:assistenza@mapei.it)



Technical Data Sheet  
Mapeband PE 120



**PACKAGING**  
10 and 50 m rolls,  
120 mm width.  
90° and 270° corners.  
Collars for passing-through pipes 120x120 mm and 425x425 mm.







## Adhesives for ceramic and stone material

When installing ceramic tiles, stone and mosaic the materials need to be chosen very carefully and must take into consideration various factors, such as the type and format of the dressing material, the characteristics of the substrate and the area of use of the floor or wall covering to be installed.

Thanks to the availability of a wide range of **cementitious adhesives** (normal-setting, quick-setting and lightweight) and **resin-based adhesives**, **Mapei** is in a position to supply solutions for all installation needs, even the most complex, offering **technologically advanced and certified systems** according to the most stringent international standards, in order to guarantee **sound result and guaranteed over time**.

# Kerabond

## Normal-setting cementitious adhesives - C1 Class

**DESCRIPTION** Cementitious adhesive for ceramic tiles.

- WHERE TO USE**
- Bonding of ceramic tiles and mosaic.
  - May be used in interior and exterior.
  - On floors and walls, on:
    - conventional renders or cement mortar walls;
    - ordinary concrete slabs or reinforced floating slabs, provided they are sufficiently cured and dry;
    - gypsum supports and anhydrite screeds as long as they are first treated with a primer.

**TECHNICAL DATA**

Pot life of mix: over 8 hours  
 Open time: 20 minutes  
 Grouting:  
 - on walls: after 4-8 hours;  
 - on floors: after 24 hours  
 Set to light foot traffic: approx. 24 hours  
 Ready for use: approx. 14 days

- ADVANTAGES**
- Easy workability
  - Suitable for installing ceramic tiles and mosaic on normal substrates
  - Mixed with **Isolastic** instead of water it will further improve its characteristics (up to the requirement of class C2ES2)

### CERTIFICATIONS



### FOR INFORMATION OR ASSISTANCE

Write to [assistentzatecnica@mapei.it](mailto:assistentzatecnica@mapei.it)



Technical Data Sheet  
Kerabond



**PACKAGING**  
25 kg bags and 4x5 kg boxes.

**CONSUMPTION**  
2-5 kg/m<sup>2</sup>.



# Kerabond T

## Normal-setting cementitious adhesives - C1 Class

**DESCRIPTION** Cementitious adhesive with no vertical slip for ceramic tiles.

- WHERE TO USE**
- Bonding of ceramic tiles and mosaic.
  - May be used in interior and exterior.
  - On floors and walls, on:
    - conventional renders or cement mortar walls;
    - ordinary concrete slabs or reinforced floating slabs, provided they are sufficiently cured and dry;
    - gypsum supports and anhydrite screeds as long as they are first treated with a primer.

**TECHNICAL DATA**

Pot life of mix: over 8 hours  
 Open time: 20 minutes  
 Grouting:  
 - on walls: after 4-8 hours;  
 - on floors: after 24 hours  
 Set to light foot traffic: approx. 24 hours  
 Ready for use: approx. 14 days

- ADVANTAGES**
- Thixotropic - can be applied on a vertical surface without slumping or letting the tiles slip
  - Easy workability
  - Suitable for installing ceramic tiles and mosaic on normal substrates
  - Mixed with **Isolastic** instead of water it will further improve its characteristics (up to the requirement of class C2ES2)

### CERTIFICATIONS



### FOR INFORMATION OR ASSISTANCE

Write to [assistentzatecnica@mapei.it](mailto:assistentzatecnica@mapei.it)



Technical Data Sheet  
Kerabond T



**PACKAGING**  
25 kg bags.

**CONSUMPTION**  
2-5 kg/m<sup>2</sup>.



# Keraset

Normal-setting cementitious adhesives - **C1 Class**

**DESCRIPTION** Cementitious adhesive for ceramic tiles.

- WHERE TO USE**
- Bonding of single-fired or double-fired ceramic tiles and mosaic.
  - May be used in interior and exterior.
  - On floors and walls, on:
    - conventional renders or cement mortar walls;
    - ordinary concrete slabs or reinforced floating slabs, provided they are sufficiently cured and dry.



**PACKAGING**  
25 kg bags.

**CONSUMPTION**  
2-5 kg/m<sup>2</sup>.

**TECHNICAL DATA**

Pot life of mix: 6-8 hours  
 Open time: 20 minutes  
 Grouting:  
 - on walls: after 3-6 hours;  
 - on floors: after 24 hours  
 Set to light foot traffic: approx. 24 hours  
 Ready for use: approx. 14 days

- ADVANTAGES**
- Easy workability
  - Suitable for small absorbent ceramic tiles and ceramic mosaic on absorbent substrates

## CERTIFICATIONS



**FOR INFORMATION OR ASSISTANCE**  
Write to [assistenza@mapei.it](mailto:assistenza@mapei.it)



Technical Data Sheet  
Keraset



# Tixobond White

Normal-setting cementitious adhesives - **C1 Class**

**DESCRIPTION** Ultra-white cementitious adhesive with no vertical slip and long open time for ceramic tiles.

- WHERE TO USE**
- Bonding of ceramic tiles for internal applications.
  - Bonding of small-format ceramic tiles for external applications.
  - Laying ceramic mosaic, and ceramic tiles on:
    - conventional renders or cement mortar walls;
    - plasterboard walls when rigidly supported;
    - gypsum substrates after treatment with a primer.



**PACKAGING**  
25 kg bags.

**CONSUMPTION**  
1.25 kg/m<sup>2</sup> per mm of thickness.

**TECHNICAL DATA**

Pot life of mix: over 8 hours  
 Open time: 30 minutes  
 Grouting:  
 - on walls: after 4-8 hours;  
 - on floors: after 24 hours  
 Set to light foot traffic: approx. 24 hours  
 Ready for use: approx. 14 days

- ADVANTAGES**
- Excellent whiteness
  - Easy to apply by trowel
  - No vertical slip - can be applied on a vertical surface without slumping or letting the tiles slip
  - Extended open time
  - Recommended for ceramic tiles in interior and small tiles in exterior

## CERTIFICATIONS



**FOR INFORMATION OR ASSISTANCE**  
Write to [assistenza@mapei.it](mailto:assistenza@mapei.it)



Technical Data Sheet  
Tixobond White



# Adesilex P8

Normal-setting cementitious adhesives - **C2 Class**

**DESCRIPTION** Improved adhesion cementitious adhesive with no vertical slip and extended open time, for ceramic tiles and stone material.

**WHERE TO USE**

- Bonding all types of ceramic tiles, mosaic and stone (as long as dimensionally stable and not sensitive to moisture).
- Interior and exterior bonding.
- On floors and walls.
- May be applied on: renders or cementitious mortar walls; interior cellular cement block walls previously treated with **Primer G**; gypsum or anhydrite after having first applied **Primer G** or **Eco Prim T Plus**; plasterboard; cementitious screeds; heating floors; interior painted walls.
- Tile on tile of internal existing tiles, as long as they are well bonded to the substrate and have no cracks.

**TECHNICAL DATA**

Pot life of mix: over 8 hours  
Open time: 30 minutes  
Grouting:  
- on walls: after 4-8 hours;  
- on floors: after 24 hours  
Set to light foot traffic: 24 hours  
Ready for use: 14 days

**ADVANTAGES**

- Excellent workability
- Perfect bond to all materials normally used in the building industry;
- Highly thixotropic: can be applied on a vertical surface without slumping or letting the tiles slip
- Extended open time
- Hardens without significant shrinkage
- Suitable for all types of ceramic tiles, mosaic and stone material

## CERTIFICATIONS



## FOR INFORMATION OR ASSISTANCE

Write to [assistentzatecnica@mapei.it](mailto:assistentzatecnica@mapei.it)



Technical Data Sheet  
Adesilex P8



**PACKAGING**  
25 kg bags.

**CONSUMPTION**  
2 to 5 kg/m<sup>2</sup>



# Adesilex P9

Normal-setting cementitious adhesives - **C2 Class**

**DESCRIPTION** High-performance cementitious adhesive with no vertical slip and extended open time for ceramic tiles and stone material.

**WHERE TO USE**

- Bonding all types of ceramic tiles, mosaic and stone (as long as not sensitive to moisture).
- Use in interior, exterior, on floors and walls.
- May be applied on renders or cementitious mortar walls; interior cellular cement block walls; gypsum or anhydrite after having first applied **Primer G**; plasterboard; cementitious screeds; heating floors; interior painted walls.
- Tile on tile of existing tiles, as long as they are well bonded to the substrate and have no cracks.
- Bonding small-format tiles in tanks and swimming pools.

**TECHNICAL DATA**

Pot life of mix: over 8 hours  
Open time: 30 minutes  
Grouting:  
- on walls: after 4-8 hours;  
- on floors: after 24 hours  
Set to light foot traffic: approx. 24 hours  
Ready for use: approx. 14 days

**ADVANTAGES**

- Excellent workability
- Extra white version
- Perfect bond to all materials normally used in the building industry
- No vertical slip
- Extended open time
- Versatile: suitable for all types of interior and exterior ceramic tiles, mosaic and stone material, including on existing floors
- The "historic" **Mapei** adhesive: guaranteed quality since 1952

## CERTIFICATIONS



## FOR INFORMATION OR ASSISTANCE

Write to [assistentzatecnica@mapei.it](mailto:assistentzatecnica@mapei.it)



Technical Data Sheet  
Adesilex P9



**PACKAGING**  
25 kg bags  
and 4x5 kg Alupack boxes.

**CONSUMPTION**  
2-5 kg/m<sup>2</sup>



# Adesilex P10

Normal-setting cementitious adhesives - **C2 Class**

**DESCRIPTION** High-performance, white cementitious adhesive with no vertical slip and extended open time for glass mosaic, ceramic and marble coatings.

**WHERE TO USE** Installation of normal or heavy weight mesh-backed or paper-faced glass, ceramic and marble mosaic.

- Use in interior, exterior, on walls and floors:
  - on cementitious renders from the top towards the bottom;
  - on non planar substrates, without tiles slipping;
  - on gypsum board panels.

Mixed with **Isolastic** diluted 1:1 with water:

- bonding mosaic in swimming pools on renders or on substrates waterproofed with **Mapelastic**;
- internal bonding of mosaic on existing ceramic tiles;
- bonding small-format ceramic tiles on renders in swimming pools.

**TECHNICAL DATA**

Pot life of mix: over 8 hours  
Open time: ≥ 30 minutes  
Grouting:

- on walls: after 4-8 hours;
- on floors: after 24 hours

Set to light foot traffic: approx. 24 hours  
Ready for use: approx. 14 days

**ADVANTAGES**

- Ultra white: it enhances the colours of glass mosaic tiles
- Creamy paste which is easily workable
- Excellent bond to all materials normally used in the building industry
- Highly thixotropic; when applied on a vertical surface it does not slump or let the tiles slip
- Extended open and adjustability time
- Mixed with **Isolastic** at a ratio of 50% it will further improve its characteristics (up to the requirement of class C2ES1)
- Suitable for all types of mosaic

## CERTIFICATIONS




## FOR INFORMATION OR ASSISTANCE

Write to [assistentzatecnica@mapei.it](mailto:assistentzatecnica@mapei.it)



Technical Data Sheet  
Adesilex P10



**PACKAGING**  
25 kg bags.

**CONSUMPTION**  
2-5 kg/m².



# Kerabond Plus

Normal-setting cementitious adhesives - **C2 Class**

**DESCRIPTION** Improved adhesion cementitious adhesive with extended open time for ceramic tiles.

**WHERE TO USE**

- Bonding all types of ceramic tiles and mosaic.
- Use in interior, exterior, on floors and walls, on the following substrates:
  - renders or cement mortar walls;
  - internal cellular cement block walls;
  - gypsum and anhydrite primed with **Primer G**;
  - plasterboard;
  - well cured, dry cementitious screeds and screeds made from special binders (such as **Topcem** and **Mapecem**).

**TECHNICAL DATA**

Pot life of mix: over 8 hours  
Open time: ≥ 30 minutes  
Grouting:

- on walls: after 4-8 hours;
- on floors: after 24 hours

Set to light foot traffic: approx. 24 hours  
Ready for use: approx. 14 days

**ADVANTAGES**

- Easy workability
- Perfect bond to all materials normally used in the building industry
- Hardens without significant shrinkage
- Suitable for medium-format ceramic tiles and all types of mosaic
- Mixed with **Isolastic** instead of water it will further improve its characteristics (up to the requirement of class C2ES2)

## CERTIFICATIONS



## FOR INFORMATION OR ASSISTANCE

Write to [assistentzatecnica@mapei.it](mailto:assistentzatecnica@mapei.it)



Technical Data Sheet  
Kerabond Plus



**PACKAGING**  
25 kg bags.

**CONSUMPTION**  
2-5 kg/m².



# Keraflex

## Normal-setting cementitious adhesives - C2 Class

**DESCRIPTION** High-performance cementitious adhesive with no vertical slip and extended open time for ceramic and stone tiles.

- WHERE TO USE**
- Bonding all types of ceramic tiles, stone material and mosaic.
  - Use in interior, exterior, on floors and walls, on the following substrates: renders or cementitious mortar walls; interior cellular cement block walls; gypsum or anhydrite after having first applied **Primer G**; plasterboard; cementitious screeds; heating floors; interior painted walls; waterproofing membranes from the **Mapelastic** or **Mapegum WPS** range.
  - Tile on tile of existing flooring.
  - Bonding small-format tiles in tanks and swimming pools.

**TECHNICAL DATA**

Pot life of mix: over 8 hours.  
Open time:  $\geq 30$  minutes  
Grouting:  
– on walls: after 4-8 hours;  
– on floors: after 24 hours  
Set to light foot traffic: approx. 24 hours  
Ready for use: approx. 14 days

- ADVANTAGES**
- Excellent workability
  - Perfect bond to all materials normally used in the building industry
  - Deformable
  - Highly thixotropic: can be applied on a vertical surface without slumping or letting the tiles slip
  - Extended open time
  - Suitable for all types of ceramic tiles, mosaic and stone material

### CERTIFICATIONS



### FOR INFORMATION OR ASSISTANCE

Write to [assistenza@mapei.it](mailto:assistenza@mapei.it)



Technical Data Sheet  
Keraflex



**PACKAGING**  
25 kg bags,  
4x5 kg Alupack boxes.

**CONSUMPTION**  
2-5 kg/m<sup>2</sup>.



# Keraflex Easy S1

## Normal-setting cementitious adhesives - S1 Class

**DESCRIPTION** Easy-to-apply high-performance deformable cementitious adhesive with extended open time and high wetting capacity for ceramic tiles and stone material. Very low emission of volatile organic compounds. Particularly suitable for bonding large-format tiles over large areas of flooring.

- WHERE TO USE**
- Bonding ceramic tiles of all types and formats, stable stone material not subject to staining, and all types of mosaic.
  - Interior and exterior bonding.
  - Specifically suited for large areas of flooring and large-format tiles (e.g. floors in commercial and industrial environments).
  - Bonding on façades.
  - Swimming pools and tanks.
  - Bonding floors subject to high stresses and intense traffic.
  - Overlaying old floors with ceramic tiles, terrazzo and stone material.
  - Applicable on all substrates most commonly used in the building industry.

**TECHNICAL DATA**

Pot life of mix: over 8 hours  
Open time: 30 minutes  
Grouting:  
– on walls: after 4-8 hours;  
– on floors: after 24 hours  
Set to light foot traffic: approx. 24 hours  
Ready for use: approx. 14 days  
Deformability: S1 - deformable

- ADVANTAGES**
- Deformable
  - Perfect bond to all materials normally used in the building industry
  - Easy to apply by trowel
  - Excellent back-buttering capacity
  - Ideal for large-format tiles
  - Extended open and adjustability time

### CERTIFICATIONS



### FOR INFORMATION OR ASSISTANCE

Write to [assistenza@mapei.it](mailto:assistenza@mapei.it)



Technical Data Sheet  
Keraflex Easy S1



**PACKAGING**  
25 kg bags.

**CONSUMPTION**  
2-5 kg/m<sup>2</sup>.



# Keraflex Extra S1

Normal-setting cementitious adhesives - **S1 Class**

**DESCRIPTION** High-performance, deformable cementitious adhesive with variable rheology, with no vertical slip or with high wetting capacity, extended open time, for ceramic tiles and stone material including in large format.

**WHERE TO USE**

- Bonding ceramic tiles of all types and formats, stone material (as long as not sensitive to moisture) and all types of mosaic in interior and exterior, on floors and walls, on all substrates most commonly used in the building industry.
- Overlaying old floors with ceramic tiles, terrazzo and stone material.
- Installing tiles in swimming pools and tanks.
- Bonding on façades.
- Depending on the use and amount of mixing water, it can have either a fluid consistency, suitable for a good wetting of large-format tiles installed on floors, or a thixotropic consistency that prevents tiles from slipping when applied on walls.

**TECHNICAL DATA**

Pot life of mix: over 8 hours  
Open time: 30 minutes  
Grouting:  
- on walls: after 4-8 hours;  
- on floors: after 24 hours  
Set to light foot traffic: approx. 24 hours  
Ready for use: approx. 14 days  
Deformability: S1 - deformable

**ADVANTAGES**

- Deformable
- Perfect bond to all materials normally used in the building industry
- Easy to apply by trowel
- Excellent back-buttering capacity
- Thixotropic or fluid consistency depending on the amount of mixing water used
- Ideal for large-format tiles
- Particularly extended open and adjustability time

## CERTIFICATIONS



## FOR INFORMATION OR ASSISTANCE

Write to [assistentzatecnica@mapei.it](mailto:assistentzatecnica@mapei.it)



Technical Data Sheet  
Keraflex Extra S1



## PACKAGING

Grey: 25 kg bags  
White: 23 kg bags.

**CONSUMPTION**  
1.2 kg/m<sup>2</sup> per mm of thickness.



# Keraflex Maxi S1

Normal-setting cementitious adhesives - **S1 Class**

**DESCRIPTION** High-performance, deformable cementitious white adhesive with no vertical slip, extended open time, excellent workability and Low Dust technology. For ceramic tiles and stone; it is particularly recommended for bonding large-format porcelain and natural stone tiles. Very low emission of volatile organic compounds. Suitable for high thickness adhesives.

**WHERE TO USE** Interior and exterior bonding of:

- ceramic tiles of every type and size on uneven substrates and renders, without having to level the flooring beforehand, up to a thickness of 15 mm;
- stone material (provided that it is not sensitive to moisture) and ceramic tiles on conventional substrates such as: cementitious screeds and underfloor heating installations; cementitious renders; plasterboard; substrates waterproofed with **Mapelastic**; uncoupling, anti-fracture membranes such as **Mapeguard UM 35**;
- installing ceramic and natural stone tiles on existing floors;
- bonding floors subject to intense traffic.

**TECHNICAL DATA**

Pot life of mix: over 8 hours  
Open time: > 30 minutes  
Grouting:  
- on walls: after 4-8 hours;  
- on floors: after 24 hours  
Set to light foot traffic: approx. 24 hours  
Ready for use: approx. 14 days  
Deformability: S1 - deformable

**ADVANTAGES**

- Excellent whiteness
- May be applied in high thicknesses (up to 15 mm) without slumping
- Low Dust technology - low dust emission during the mixing phase
- High bond strength
- Excellent workability
- Deformable
- Ideal for large-format tiles
- Highly thixotropic - can be applied on a vertical surface without slumping or letting the tiles slip

## CERTIFICATIONS



## FOR INFORMATION OR ASSISTANCE

Write to [assistentzatecnica@mapei.it](mailto:assistentzatecnica@mapei.it)



Technical Data Sheet  
Keraflex Maxi S1



## PACKAGING

23 kg bags.

**CONSUMPTION**  
1.2 kg/m<sup>2</sup> per mm of thickness.





# Keraflex Maxi S1 zero

Normal-setting cementitious adhesives - **S1 Class**

**DESCRIPTION** High-performance cementitious grey adhesive with no vertical slip, with Low Dust technology, extended open time and deformable with excellent workability. Suitable for laying large-format ceramic tiles and stone material, with very low emission of volatile organic compounds and offset greenhouse gas emissions. Suitable for high thickness adhesives.

**WHERE TO USE** Interior and exterior bonding of:

- ceramic tiles of every type and size on uneven substrates and renders, without having to level the flooring beforehand, up to a thickness of 15 mm;
- stone material (provided that it is not sensitive to moisture) and ceramic tiles on conventional substrates such as: cementitious screeds and underfloor heating installations; cementitious renders; plasterboard; substrates waterproofed with products from the **Mapelastic** range; uncoupling, anti-fracture and waterproofing membranes such as **Mapeguard UM 35**;
- installing ceramic and natural stone tiles on existing floors;
- bonding floors subject to intense traffic.

**TECHNICAL DATA**

Pot life of mix: over 8 hours  
Open time: > 30 minutes  
Grouting:  
- on walls: after 4-8 hours;  
- on floors: after 24 hours  
Set to light foot traffic: approx. 24 hours  
Ready for use: approx. 14 days  
Deformability: S1 - deformable

**ADVANTAGES**

- May be applied in high thicknesses (up to 15 mm)
- No drop of heavy tiles installed on floors
- High bond strength
- Excellent workability
- Deformable
- Ideal for large-format tiles
- Low Dust technology - low dust emission during the mixing phase
- No impact on the environment - offset greenhouse gas emissions

## CERTIFICATIONS



## FOR INFORMATION OR ASSISTANCE

Write to [assistentzatecnica@mapei.it](mailto:assistentzatecnica@mapei.it)



Technical Data Sheet  
Keraflex Maxi S1 zero



**PACKAGING**  
25 kg bags.

**CONSUMPTION**  
1.2 kg/m<sup>2</sup> per mm of thickness.



# Ultraflex S1 2K

Normal-setting cementitious adhesives - **S1 Class**

**DESCRIPTION** Two-component, high-performance, deformable cementitious adhesive with extended open time, resistant to vertical slip, for laying ceramic tiles and stone material, particularly suitable for outdoor installation.

**WHERE TO USE**

- Interior and exterior bonding of ceramic tiles of all types, mosaic and stone material (as long as it is dimensionally stable and not sensitive to moisture and staining) on all substrates most commonly used in the building industry.
- Installing ceramic and natural stone tiles on existing floors.
- Installing ceramic, including large-format tiles, and stone material in balconies, terraces, flat roofs subject to direct sunlight and or temperature swings.
- Installing ceramic, including thin or large-format tiles, on façades.
- Installing tiles in swimming pools and tanks, even outdoors.
- Installing ceramic tiles on deformable substrates.

**TECHNICAL DATA**

Pot life of mix: over 8 hours  
Open time: > 30 minutes  
Grouting:  
- on walls: after 4-8 hours;  
- on floors: after 24 hours  
Set to light foot traffic: approx. 24 hours  
Ready for use: approx. 14 days  
Deformability: S1 - deformable

**ADVANTAGES**

- Ideal for outdoor installations such as terraces and balconies
- Deformable
- Excellent workability
- Perfect bond to all materials normally used in the building industry
- Highly thixotropic - can be applied on a vertical surface without slumping or letting the tiles slip
- Extended open and adjustability time

## CERTIFICATIONS



## FOR INFORMATION OR ASSISTANCE

Write to [assistentzatecnica@mapei.it](mailto:assistentzatecnica@mapei.it)



Technical Data Sheet  
Ultraflex S1 2K



**PACKAGING**  
32.5 kg kit: component A: 25 kg paper bag; component B: 7.5 kg drum.

**CONSUMPTION**  
1.2 kg/m<sup>2</sup> per mm of thickness.





# Adesilex P4

Quick-setting cementitious adhesives - C2 Class

**DESCRIPTION** High-performance, self-buttering, quick-setting grey cementitious adhesive for ceramic tiles and stone material. May also be used for smoothing internal and external surfaces.

**WHERE TO USE** Interior and exterior.  
Floor bonding of all types of ceramic tiles and natural stone (if not sensitive to moisture or subject to surface efflorescence):

- total bonding of large-format porcelain tiles on floors subject to heavy traffic, such as offices, shopping malls, hospitals and schools;
- bonding ceramic tiles over all kinds of underfloor heating installations;
- installing ceramic and natural stone tiles on old floors.

Smoothing and levelling internal and external substrates made from products normally used in the building industry:

- easy levelling with rapid curing prior to installing ceramic tiles;
- rapid replacement of tiles, when filling irregularities in the substrate is required simultaneously.

**TECHNICAL DATA**

Pot life of mix: over 60 minutes  
Open time: 20 minutes  
Grouting: 4 hours  
Set to light foot traffic: approx. 4 hours  
Ready for use: approx. 24 hours

**ADVANTAGES**

- Quick setting and quickly ready for use
- Ideal for exterior installation and in areas subject to intense traffic
- May also be used for smoothing internal and external surfaces
- Perfect bond to all materials normally used in the building industry
- Excellent workability

## CERTIFICATIONS



## FOR INFORMATION OR ASSISTANCE

Write to [assistentzatecnica@mapei.it](mailto:assistentzatecnica@mapei.it)



Technical Data Sheet  
Adesilex P4



**PACKAGING**  
25 kg bags.

**CONSUMPTION**  
4-10 kg/m<sup>2</sup>.



# Adesilex P9 Express

Quick-setting cementitious adhesives - C2 Class

**DESCRIPTION** High-performance, rapid-setting cementitious adhesive with extended open time for bonding ceramic tiles.

**PRINCIPALI WHERE TO USE**

- Bonding all types of ceramic tiles, mosaic and stone (if not sensitive to staining caused by damp).
- Use in interior and exterior, on: renders or cementitious mortar walls; interior cellular cement block walls; gypsum or anhydrite after having first applied **Primer G**; plasterboard; cementitious screeds; heating floors.
- Repair work on floors in areas exposed to high foot traffic, in commercial settings and when floors need to be put back into service quickly.
- Rapid bonding work in bathrooms, showers, kitchens, commercial and public areas and on terraces or balconies.
- Bonding small-format tiles in tanks and swimming pools.

**TECHNICAL DATA**

Pot life of mix: 45 minutes  
Open time: 30 minutes  
Grouting:  
- on walls: after 4 hours;  
- on floors: after 4 hours  
Set to light foot traffic: approx. 4 hours  
Ready for use: approx. 24 hours

**ADVANTAGES**

- Quick setting and quickly ready for use
- Extended maintenance of workability in the bucket (45 minutes)
- The white version has very high white point
- Good workability
- Perfect bond to all materials normally used in the building industry
- Extended open time

## CERTIFICATIONS



## FOR INFORMATION OR ASSISTANCE

Write to [assistentzatecnica@mapei.it](mailto:assistentzatecnica@mapei.it)



Technical Data Sheet  
Adesilex P9 Express



**PACKAGING**  
25 kg bags.

**CONSUMPTION**  
2,5-5 kg/m<sup>2</sup>.



# Elastorapid

Quick-setting cementitious adhesives - S1/ S1 Class

**DESCRIPTION** Two-component, high-performance, highly-deformable, quick-setting and drying cementitious adhesive with no vertical slip and extended open time for ceramic tiles and stone material.

**WHERE TO USE**

- Bonding all types and sizes of ceramic tiles, natural stone and artificial materials which are slightly sensitive to moisture and require the use of a fast-drying adhesive.
- Interior and exterior floors and walls.
- Bonding floors subject to intense traffic.
- Rapid restoration work or where surfaces need to be put back into service immediately (areas for public use, supermarkets, airports).
- Installation on deformable substrates.
- Quick installation or repair in places such as swimming pools, refrigeration units, industrial plants.
- Laying even large-format ceramic and stone tiles on façades, balconies, terraces, and sun-roofs.
- Laying large-format tiles on heated screeds or on top of existing floor coverings.
- Installation in areas subject to high mechanical stresses and vibration (railway underpasses, underground railway platforms, etc.).
- Laying stone material which is sensitive to stains (white Carrara, etc.).

**TECHNICAL DATA**

Pot life of mix: 60-75 minutes  
Open time:  $\geq 30$  minutes  
Grouting: after 3 hours  
Set to light foot traffic: approx. 2-3 hours  
Ready for use: approx. 24 hours  
(3 days for tanks and swimming pools)  
Deformability: S2 - highly deformable

**ADVANTAGES**

- Quick setting - ready for use after only 24 hours
- Particularly extended open time
- For quick application also in warm weather
- Highly deformable
- Suitable for areas subject to high mechanical stresses and vibration
- Suitable also for stone material sensitive to stains
- Easy workability
- High bond strength
- Highly thixotropic
- Extended open time

## CERTIFICATIONS



## FOR INFORMATION OR ASSISTANCE

Write to [assistenza@mapei.it](mailto:assistenza@mapei.it)



Technical Data Sheet  
Elastorapid



**PACKAGING**  
31.25 kg kit:  
component A: 25 kg,  
component B: 6.25 kg.

**CONSUMPTION**  
3-8 kg/m<sup>2</sup>.



# Granirapid

Quick-setting cementitious adhesives - S1/ S1 Class

**DESCRIPTION** Two-component, high-performance, deformable, quick-setting and hydrating cementitious adhesive for ceramic tiles and stone material.

**WHERE TO USE** Bonding in interior and exterior, on floors and walls, of ceramic tiles of all types, ceramic and glass mosaic; marble, natural stone, reconstructed or artificial stone which require adhesives with fast drying times on:

- cementitious screeds;
- heating floors;
- existing floors.

Thanks to its extraordinary bonding and fast-setting characteristics, it is particularly suitable for rapid re-tiling jobs or flooring that has to be ready for use within very short times (supermarkets, factories, hospitals, airports, etc.).

**TECHNICAL DATA**

Pot life of mix: 45 minutes  
Open time: 20 minutes  
Setting time: 2 hours  
Set to light foot traffic: 3-4 hours  
Ready for use: 24 hours

**ADVANTAGES**

- Quick setting - ready for use after only 24 hours
- Suitable also for natural stone which is sensitive to humidity and conglomerates
- Deformable
- High bond strength

## CERTIFICATIONS



## FOR INFORMATION OR ASSISTANCE

Write to [assistenza@mapei.it](mailto:assistenza@mapei.it)



Technical Data Sheet  
Granirapid



**PACKAGING**  
White: 28 kg kit:  
component A: 22.5 kg bag;  
component B: 5.5 kg drum.  
Grey: 30.5 kg kit:  
component A: 25 kg bag;  
component B: 5.5 kg drum.

**CONSUMPTION**  
3-8 kg/m<sup>2</sup>.



# Keraquick Maxi S1

Quick-setting cementitious adhesives - S1/S1 Class

**DESCRIPTION** High-performance, deformable, rapid-setting and hydrating, non-slip cementitious adhesive with extended open time for ceramic tiles and in particular for stone, including large formats and high thicknesses. Very low emission of volatile organic compounds. Suitable for application in layers up to 15 mm thick.

**WHERE TO USE** Interior and exterior bonding of:

- ceramic tiles of every type and size on uneven substrates and renders, without having to level the flooring beforehand, up to a thickness of 15 mm;
- natural stone, not particularly sensitive to moisture and engineered stone in interior;
- thin porcelain tiles on floors, walls and external façades;
- thick, large tiles and slabs of ceramic and stone;
- overlaying existing flooring;
- repair work on floors in areas exposed to high traffic such as public premises, restaurants, supermarkets... when floors need to be put back into service quickly;
- quick installation or repair in places such as swimming pools and industrial plants;
- rapid repair work in bathrooms, showers, kitchens, terraces;
- installing marble and other stone material, even light-coloured stone.

**TECHNICAL DATA**

Pot life of mix: 45 minutes  
Open time: 20 minutes  
Grouting: after 2-3 hours  
Set to light foot traffic: approx. 2-3 hours  
Ready for use: approx. 24 hours (3 days for tanks and swimming pools)  
Deformability: S1 - deformable

**ADVANTAGES**

- Quick setting - ready for use after only 24 hours
- Extended maintenance of workability in the bucket
- Applicable in thick layers, with no drop
- Ideal for stone material, including large formats and high thicknesses
- Deformable
- Quick and easy to apply
- No vertical slip
- The white version has very high white balance
- When mixed with **Latex Plus** a highly deformable, C2FS2 class adhesive is obtained

## CERTIFICATIONS



## FOR INFORMATION OR ASSISTANCE

Write to [assistentzatecnica@mapei.it](mailto:assistentzatecnica@mapei.it)



Technical Data Sheet  
Keraquick Maxi S1



**PACKAGING**  
25 kg and 23 kg bags  
and 4x5 kg Alupack boxes.

**CONSUMPTION**  
1.2 kg/m<sup>2</sup> per mm  
of thickness.



# Ultralite Flex

Lightweight adhesives

**DESCRIPTION** One-component, high-performance, moderately deformable, lightweight, cementitious adhesive with no vertical slip. Extended open time, Low Dust technology and extremely high yield, easy to apply by trowel, with excellent back-buttering capacities. For ceramic and stone tiles.

**WHERE TO USE** Interior and exterior bonding of:

- all types of ceramic tiles, including thin and large-format tiles;
- ceramic and glass mosaic;
- stone material (as long as it is dimensionally stable and not sensitive to moisture and staining).

Bonding small-format tiles in tanks and swimming pools.  
Overlaying existing flooring.  
Installation on balconies, terraces and flat roofs.

**TECHNICAL DATA**

Pot life of mix: over 8 hours  
Open time: > 30 minutes  
Grouting:  
- on walls: after 4-8 hours  
- on floors: after 24 hours  
Set to light foot traffic: 24 hours  
Ready for use: 14 days

**ADVANTAGES**

- Light creamy mix, easy to apply by trowel
- Very high yield (15 kg cover the same square metres as 25 kg of a conventional adhesive)
- Excellent wetting of the back of tiles
- Available in lighter 15 kg bags
- Easier handling (thanks to the bag fitted with a handle)
- Less dust given off while mixing
- Excellent white balance
- Suitable for daily use for installing all types of tiles
- Excellent bonding to all the substrates normally used in the building industry

## CERTIFICATIONS



## FOR INFORMATION OR ASSISTANCE

Write to [assistentzatecnica@mapei.it](mailto:assistentzatecnica@mapei.it)



Technical Data Sheet  
Ultralite Flex



**PACKAGING**  
15 kg paper bags  
with handle.

**CONSUMPTION**  
0.8 kg/m<sup>2</sup> per mm  
of thickness.





# Ultralite S1 Flex

Lightweight adhesives

**DESCRIPTION** One-component, high-performance, lightweight, cementitious adhesive. Deformable, with no vertical slip and extended open time, Low Dust technology and extremely high yield. Easy to apply by trowel with high back-buttering capacities for ceramic and stone tiles. Ideal for large-format tiles.

**WHERE TO USE** Interior and exterior bonding of:

- all types of ceramic tiles;
- all types of mosaic, including in swimming pools;
- stone material (as long as it is dimensionally stable and not sensitive to moisture and staining);
- large-format porcelain tiles, also thin porcelain tiles on floors, specifically on large surface areas: thanks to the high back-buttering capacity, the formation of voids between the substrate and the tile is limited.

Bonding on walls, including exterior façades. Overlaying existing flooring. Installation on balconies, terraces, flat roofs subject to direct sunlight. Swimming pools and tanks.

**TECHNICAL DATA**

Pot life of mix: over 8 hours  
Open time: > 30 minutes  
Grouting:  
- on walls: after 4-8 hours;  
- a pavimento dopo 24 ore Pedonabilità: ca. 24 ore  
Ready for use: approx. 14 days  
Deformability: S1 - deformable

**ADVANTAGES**

- Light creamy mix, easy to apply by trowel
- Very high yield (15 kg cover the same square metres as 25 kg of a conventional adhesive)
- Excellent wetting of the back of tiles
- Ideal for the installation of large-format tiles, also thin tiles
- Deformable
- Available in lighter 15 kg bags
- Easier handling (thanks to the bag fitted with a handle)
- Less dust given off while mixing
- Excellent white balance
- Certified for use in the marine industry

## CERTIFICATIONS



## FOR INFORMATION OR ASSISTANCE

Write to [assistentzatecnica@mapei.it](mailto:assistentzatecnica@mapei.it)



Technical Data Sheet  
Ultralite S1 Flex



**PACKAGING**  
Packaging: 15 kg paper bags with handle

**CONSUMPTION**  
0.8 kg/m<sup>2</sup> per mm of thickness.



# Ultralite S2 Flex

Lightweight adhesives

**DESCRIPTION** One-component, high-performance, lightweight cementitious adhesive. Highly deformable, with extended open time, Low Dust technology and extremely high yield, easy to apply by trowel, with excellent back-buttering capacities. For ceramic, mosaic and stone tiles, ideal for laying large format-tiles.

**WHERE TO USE** Interior and exterior bonding of:

- ceramic tiles of all types and formats;
- stone material (as long as it is dimensionally stable and not sensitive to moisture and staining);
- large-format porcelain tiles, also thin tiles, on floors and walls, including exterior façades;
- all types of mosaic, including in swimming pools.

Thanks to its high back-buttering capacities, it is particularly suitable for installation of **Mapetherm Tile System XL** on façades and external thermal insulation systems. Overlaying existing flooring. Installation on balconies, terraces, flat roofs subject to direct sunlight. Swimming pools and tanks.

**TECHNICAL DATA**

Pot life of mix: over 8 hours  
Open time: > 30 minutes  
Grouting:  
- on walls: after 4-8 hours;  
- on floors: after 24 hours  
Set to light foot traffic: approx. 24 hours  
Ready for use: approx. 14 days  
Deformability: S2 - highly deformable

**ADVANTAGES**

- Excellent wetting of the back of tiles
- Very high yield (15 kg cover the same square metres as 25 kg of a conventional adhesive)
- Highly deformable
- Ideal for installing large formats on façades and external insulation systems
- Creamy and easy to apply, including at high temperatures
- Available in lighter 15 kg bags
- Easier handling (thanks to the bag fitted with a handle)
- No need to add latex, just mix with water
- Less dust given off while mixing
- Excellent whiteness
- Certified for use in the marine industry

## CERTIFICATIONS



## FOR INFORMATION OR ASSISTANCE

Write to [assistentzatecnica@mapei.it](mailto:assistentzatecnica@mapei.it)



Technical Data Sheet  
Ultralite S2 Flex



**PACKAGING**  
15 kg paper bags with handle.

**CONSUMPTION**  
0.8 kg/m<sup>2</sup> per mm of thickness.





# Ultralite S1 Flex Quick

Lightweight adhesives

**DESCRIPTION** One-component, high-performance, lightweight cementitious adhesive. Deformable, with rapid setting and hydration, extended open time, Low Dust technology and extremely high yield, easy to apply by trowel, with excellent back-buttering capacities. For ceramic and stone tiles, ideal for large formats.

**WHERE TO USE** Interior and exterior bonding of:

- ceramic tiles of all types and formats;
- all types of mosaic, including in swimming pools;
- stone material (moderately unstable and sensitive to staining);
- large-format porcelain tiles, also thin tiles, on floors and walls, including exterior façades.

Rapid restoration work or where surfaces need to be put back into service immediately (areas for public use, supermarkets, airports), even in summer and at high temperatures, thanks to the extended workability time. Application during cold weather.

**TECHNICAL DATA**

Pot life of mix: 50 minutes  
Open time:  $\geq 30$  minutes  
Grouting:  
- on walls: after 2-3 hours;  
- on floors: after 2-3 hours  
Set to light foot traffic: 2-3 hours  
Ready for use: 24 hours  
Deformability: S1 - deformable

**ADVANTAGES**

- Light creamy mix, easy to apply by trowel
- Very high yield (15 kg cover the same square metres as 25 kg of a conventional adhesive)
- Ideal for rapid restoration works, for immediate putting back into service
- Extended workability
- Excellent wetting of the back of tiles
- Deformable
- Ideal for installing large formats quickly
- Suitable for use in cold weather
- Quick working times, including in summer
- Available in lighter 15 kg bags
- Easier handling (thanks to the bag fitted with a handle)
- Less dust given off while mixing

## CERTIFICATIONS



## FOR INFORMATION OR ASSISTANCE

Write to [assistenza@mapel.it](mailto:assistenza@mapel.it)



Technical Data Sheet  
Ultralite S1 Flex Quick



**PACKAGING**  
15 kg paper bags with handle.

**CONSUMPTION**  
0.8 kg/m<sup>2</sup> per mm of thickness.



# Ultralite S2 Flex Quick

Lightweight adhesives

**DESCRIPTION** One-component, high-performance, lightweight cementitious adhesive. Highly deformable, with rapid setting and hydration, extended open time, Low Dust technology and extremely high yield, easy to apply by trowel, with excellent back-buttering capacities. For ceramic tiles, mosaic and stone material, ideal for large formats.

**WHERE TO USE** Interior and exterior bonding of:

- ceramic tiles of all types and formats;
- stone material (moderately unstable and sensitive to staining);
- large-format porcelain tiles, also thin tiles, on floors and walls, including exterior façades;
- all types of mosaic, including in swimming pools.

Thanks to its high back-buttering capacities, it is particularly suitable for installation of **Mapetherm Tile System XL** on façades and external thermal insulation systems. Rapid restoration work or where surfaces need to be put back into service immediately (areas for public use, supermarkets, airports), even in summer and at high temperatures, thanks to the extended workability time. Application during cold weather.

**TECHNICAL DATA**

Pot life of mix: 50 minutes  
Open time:  $\geq 30$  minutes  
Grouting:  
- on walls: after 2-3 hours;  
- on floors: after 2-3 hours  
Set to light foot traffic: 2-3 hours  
Ready for use: 24 hours  
Deformability: S2 - highly deformable

**ADVANTAGES**

- Very high yield (15 kg cover the same square metres as 25 kg of a conventional adhesive)
- Highly deformable
- Ideal for installing large formats on façades and external insulation systems
- Ideal for rapid restoration works, for immediate putting back into service
- Excellent wetting of the back of tiles
- Creamy and easy to apply, including at high temperatures
- No need to add latex, just mix with water
- Extended workability
- Suitable for use in cold weather
- Quick working times, including in summer
- Available in lighter 15 kg bags
- Easier handling (thanks to the bag fitted with a handle)
- Less dust given off while mixing

## CERTIFICATIONS



## FOR INFORMATION OR ASSISTANCE

Write to [assistenza@mapel.it](mailto:assistenza@mapel.it)



Technical Data Sheet  
Ultralite S2 Flex Quick



**PACKAGING**  
15 kg paper bags with handle.

**CONSUMPTION**  
0.8 kg/m<sup>2</sup> per mm of thickness.



# Isolastic

Latex for adhesives

**DESCRIPTION** Elasticising latex for adhesives from the **Kerabond** range and **Adesilex P10**. When **Kerabond T** and **Kerabond Plus** are mixed with **Isolastic** they form a high-performance, highly deformable adhesive with extended open time (C2E/S2). When **Adesilex P10** is mixed with **Isolastic**, it forms a high-performance, deformable adhesive with extended open time (C2E/S1).

**WHERE TO USE** **Isolastic + Kerabond, Kerabond T or Kerabond Plus**  
Interior and exterior bonding of ceramic tiles of every type and stone material as long as it is dimensionally stable.

- Ceramic tiles over underfloor heating installations.
- Ceramic tiles and stone material for exteriors (swimming pools, balconies, terraces).
- All types of ceramic tiles, including thin tiles, on façades.
- Ceramic tiles on precast concrete walls.
- Ceramic tiles on deformable substrates.
- Large-format tiles.

**Isolastic diluted 1:1 with water + Adesilex P10**  
Bonding of glass or ceramic mosaic on non-absorbent surfaces, deformable substrates, in swimming pools, storage tanks, etc., even on absorbent surfaces.

**TECHNICAL DATA** **Isolastic + Kerabond, Kerabond T or Kerabond Plus**  
Pot life of mix: over 8 hours  
Open time: 20-30 minutes  
Grouting:  
- on walls: after 4-8 hours;  
- on floors: after 24 hours  
Set to light foot traffic: 24 hours  
Ready for use: approx. 14 days  
Deformability: S2 - highly deformable (**Adesilex P10** + **Isolastic** diluted 1:1 with water - S1 deformable)

**ADVANTAGES** Improves the performance characteristics of adhesives from the **Kerabond** range and **Adesilex P10** in terms of adhesion, deformability and waterproofing

## CERTIFICATIONS



## FOR INFORMATION OR ASSISTANCE

Write to [assistenza@mapei.it](mailto:assistenza@mapei.it)



Technical Data Sheet  
Isolastic



**PACKAGING**  
25 and 5 kg tanks.

**CONSUMPTION**  
1-2 kg/m².



# Latex Plus

Latex for adhesives

**DESCRIPTION** Elasticising latex mixed with **Keraquick Maxi S1**. When **Keraquick Maxi S1** is mixed with **Latex Plus** it forms a high-performance, quick-setting, highly-deformable adhesive (C2F/S2).

**WHERE TO USE** As an admixture for **Keraquick Maxi S1** to obtain a high-performance, quick-setting, highly deformable (class C2F S2 according to EN 12004) adhesive for ceramic tiles and stone material.

As an admixture for **Nivorapid** to obtain an ultra-fast cementitious levelling compound with improved deformability and bonding strength.

## Latex Plus + Keraquick Maxi S1

- Interior and exterior installation of all types of ceramic tiles, including large-format and high-thickness stone material.
- Particularly recommended for installing all types of thin porcelain tiles.
- Bonding ceramic and stone on: underfloor heated installations; façades, balconies, terraces; precast concrete walls; existing floors; cement screeds; deformable surfaces (wood, metal, etc.).

**TECHNICAL DATA** **Latex Plus + Keraquick Maxi S1**  
Pot life of mix: 45 minutes  
Open time: 20 minutes  
Grouting: after 2-3 hours  
Set to light foot traffic: approx. 2-3 hours  
Ready for use: approx. 24 hours  
(3 days for tanks and swimming pools)  
Deformability: S2 - highly deformable

**ADVANTAGES** Improves the performance characteristics of **Keraquick Maxi S1** and **Nivorapid** increasing their deformability

## CERTIFICATIONS



## FOR INFORMATION OR ASSISTANCE

Write to [assistenza@mapei.it](mailto:assistenza@mapei.it)



Technical Data Sheet  
Latex Plus



**PACKAGING**  
10 kg tanks.

**CONSUMPTION**  
To be calculated according to the amount of **Keraquick Maxi S1** mixing ratio.



# Adesilex P22

Synthetic resin-based adhesives

**DESCRIPTION** Ready-to-use adhesive paste with no vertical slip and long open time for ceramic tiles.

**WHERE TO USE**

- Indoor bonding, on walls only, of tiles and ceramic mosaic of every type, even on deformable surfaces.
- Bonding of absorbent tiles on precast or cast reinforced-concrete walls, painted walls, old tiles.
- Bonding of tiles on gypsum-plasters, sprayed gypsum and precast panels.
- Bonding of tiles on gypsum-board walls.
- Bonding of large-format tiles on walls.

**TECHNICAL DATA**

Open time:  $\geq 30$  minutes  
Grouting: after 24 hours  
Ready for use: 7-14 days  
Deformability: highly deformable

**ADVANTAGES**

- Ready to use
- Easy to apply by trowel
- High flexibility
- Excellent bond strength
- High resistance to all the vibrations and deformation to which building materials are subject

## CERTIFICATIONS




## FOR INFORMATION OR ASSISTANCE

Write to [assistentzatecnica@mapei.it](mailto:assistentzatecnica@mapei.it)



Technical Data Sheet  
Adesilex P22



**PACKAGING**  
25, 12 and 5 kg drums  
and 1 kg cans.

**CONSUMPTION**  
1.5-2.5 kg/m<sup>2</sup>.



# Ultramastic III

Synthetic resin-based adhesives

**DESCRIPTION** Ready-to-use, high-performance adhesive paste with no vertical slip and long open time, for laying ceramic tiles on walls and floors.

**WHERE TO USE** Bonding all types of ceramic tiles and mosaic:

- on interior floors and walls;
- on exterior walls only.

May be used on all substrates most commonly used in the building industry. Especially recommended for flexible and deformable non-metallic substrates.

**TECHNICAL DATA**

Open time:  $\geq 30$  minutes  
Grouting: after 12-24 hours  
Set to light foot traffic: approx. 2 days  
Ready for use: approx. 7 days  
Deformability: highly deformable

**ADVANTAGES**

- Ready to use
- Easy to apply by trowel
- High flexibility
- Excellent bond strength
- High resistance to all the vibrations and deformation to which building materials are subject
- Excellent thixotropic properties: immediate bond even on vertical surfaces

## CERTIFICATIONS



## FOR INFORMATION OR ASSISTANCE

Write to [assistentzatecnica@mapei.it](mailto:assistentzatecnica@mapei.it)



Technical Data Sheet  
Ultramastic III



**PACKAGING**  
16, 12, 5 and 1 kg drums.

**CONSUMPTION**  
1.5-2.5 kg/m<sup>2</sup> on walls;  
3-4 kg/m<sup>2</sup> on floors.



# Keralastic

## Reactive adhesives

**DESCRIPTION** Two-component, high-performance polyurethane adhesive for ceramic tiles and stone material.

- WHERE TO USE**
- Bonding of ceramic tiles, stone material, mosaic.
  - Interior and exterior floors and walls.
  - On screeds, renders, concrete, asphalt, wood, metal, PVC, reinforced polyester, fibre-cement, gypsum, gypsum board, gypsum panels, etc.
  - Bonding ceramic tiles, stone material and mosaic in showers and on sheets used for prefabricated bathrooms.
  - On balconies, external terraces, domes or flat roofs subject to foot traffic.
  - Bonding natural stone and reconstructed stone (marble of every type, slate, etc.) also subject to movement and size variation due to the absorption of water.
  - Bonding ceramic tiles and stone material on surfaces subject to vibrations and deflections.

**TECHNICAL DATA**

Pot life of mix: 30-40 minutes  
Open time: 50 minutes  
Grouting: after 12 hours  
Set to light foot traffic: approx. 12 hours  
Ready for use: approx. 7 days  
Deformability: highly deformable

- ADVANTAGES**
- Perfect bond on all types of substrates, even the most difficult ones
  - Ideal for installation on metal, wood, PVC substrates
  - Easy workability
  - Excellent durability and resistance to ageing
  - High flexibility
  - Solvent-free

### CERTIFICATIONS



### FOR INFORMATION OR ASSISTANCE

Write to [assistentzatecnica@mapei.it](mailto:assistentzatecnica@mapei.it)



Technical Data Sheet  
Keralastic



**PACKAGING**  
5 and 10 kg units  
(A:B = 94:6 parts by weight).

**CONSUMPTION**  
2.5-5 kg/m<sup>2</sup>.



# Keralastic T

## Reactive adhesives

**DESCRIPTION** Two-component, high-performance polyurethane adhesive with no vertical slip for ceramic tiles and stone material.

- WHERE TO USE**
- Bonding of ceramic tiles, stone material, mosaic.
  - Interior and exterior floors and walls.
  - May be used on: screeds, renders, concrete, asphalt, wood, metal, PVC, reinforced polyester, fibre-cement, gypsum, gypsum board, gypsum panels, etc.
  - Bonding ceramic tiles, stone material and mosaic in showers and on sheets used for prefabricated bathrooms.
  - On balconies, external terraces, domes or flat roofs subject to foot traffic.
  - Bonding natural stone and reconstructed stone (marble of every type, slate, etc.) also subject to movement and size variation due to the absorption of water.
  - Bonding ceramic tiles and stone material on surfaces subject to vibrations and deflections.

**TECHNICAL DATA**

Pot life of mix: 30-40 minutes  
Open time: 50 minutes  
Grouting: after 12 hours  
Set to light foot traffic: approx. 12 hours  
Ready for use: approx. 7 days  
Deformability: highly deformable

- ADVANTAGES**
- Perfect bond on all types of substrates, even the most difficult ones
  - Ideal for installation on metal, wood, PVC substrates
  - Easy workability
  - Excellent durability and resistance to ageing
  - High flexibility
  - Solvent-free
  - Highly thixotropic: can be applied on a vertical surface without slumping or letting the tiles slip

### CERTIFICATIONS



### FOR INFORMATION OR ASSISTANCE

Write to [assistentzatecnica@mapei.it](mailto:assistentzatecnica@mapei.it)



Technical Data Sheet  
Keralastic T



**PACKAGING**  
5 and 10 kg units  
(A:B = 94:6 parts by weight).

**CONSUMPTION**  
2.5-5 kg/m<sup>2</sup>.





# Kerapoxy Adhesive

Reactive adhesives

**DESCRIPTION** Two-component epoxy adhesive with no vertical slip for ceramic tiles and stone material.

- WHERE TO USE**
- Bonding ceramic and stone material on all types of substrates normally used in construction.
  - Interior and exterior floors and walls.
  - Bonding ceramic tiles of all types and formats.
  - Rigid bonding of bullnose and special ceramic tile shapes.
  - Bonding tiles in fibreglass swimming pools.
  - Bonding marble doorsteps and windowsills.

**TECHNICAL DATA**

Pot life of mix: 45 minutes  
Open time: 60 minutes  
Set to light foot traffic: approx. 10-12 hours  
Ready for use: 2 days

- ADVANTAGES**
- Excellent durability and resistance to ageing
  - Easy to apply including on vertical surfaces
  - Perfect bonding to all the substrates normally used in the building industry
  - No vertical slip

## CERTIFICATIONS



## FOR INFORMATION OR ASSISTANCE

Write to [assistentzatecnica@mapei.it](mailto:assistentzatecnica@mapei.it)



Technical Data Sheet  
Kerapoxy Adhesive



**PACKAGING**  
10 kg units.

**CONSUMPTION**  
1.5 kg/m<sup>2</sup> per mm of thickness.



# Ultrabond Eco PU 2K

Reactive adhesives

**DESCRIPTION** Two-component, solvent-free, high-performance, non-slip polyurethane adhesive with very low emission level of volatile organic compounds. For ceramic and stone tiles.

- WHERE TO USE**
- Bonding all types of ceramic tiles, stone material, mosaic.
  - Interior and exterior floors and walls.
  - May be used on all traditional types of substrates such as screeds, render, concrete, cement-fibre panels, gypsum, plasterboard, pre-fabricated gypsum panels, etc. and on difficult substrates such as metal, PVC, polyester, etc.
  - Showers and sheet steel used to make prefabricated bathrooms.
  - Wooden work surfaces and kitchen tops.
  - Balconies, external terraces, domes or flat roofs subject to foot traffic.
  - Bonding on substrates subject to high vibrations and deformation.
  - Bonding recomposed and natural stone, including materials subject to large movements and dimensional variations in contact with water.

**TECHNICAL DATA**

Pot life of mix: 20-30 minutes  
Open time: 20 minutes  
Grouting: after 12 hours  
Set to light foot traffic: approx. 12 hours  
Ready for use: approx. 7 days  
Deformability: good

- ADVANTAGES**
- Excellent bond on all types of substrates, even the most difficult ones
  - Ideal for installation on metal, wood, PVC substrates
  - Excellent workability
  - No "stringing" effect on trowels
  - Excellent durability and resistance to ageing
  - May be applied on vertical surfaces without slumping and without allowing tiles to slip, including large, heavy tiles
  - Solvent-free
  - Suitable for users allergic to epoxy and epoxy-polyurethane products

## CERTIFICATIONS



## FOR INFORMATION OR ASSISTANCE

Write to [assistentzatecnica@mapei.it](mailto:assistentzatecnica@mapei.it)




Technical Data Sheet  
Ultrabond Eco PU 2K



**PACKAGING**  
10 kg and 5 kg units  
(A:B = 88:12 parts by weight).

**CONSUMPTION**  
2.5-5 kg/m<sup>2</sup>.



# Ultrabond EP 2K

## Reactive adhesives

**DESCRIPTION** Two-component high-performance reactive adhesive with improved workability for bonding ceramic tiles, mosaic and stone to all types of substrate.

**WHERE TO USE**

- Bonding of ceramic tiles, stone material, mosaic.
- In interior, exterior, on floors and walls.
- On all the substrates normally used in the building industry: screeds, renders, concrete, asphalt, wood, metal, PVC, reinforced polyester, fibre-cement, gypsum, gypsum board, prefabricated gypsum panels, ceramic tiles, stone, etc.
- Showers and sheet steel used to make prefabricated bathrooms.
- Wooden work surfaces and kitchen tops.
- Balconies, external terraces, domes or flat roofs subject to foot traffic.
- Bonding on substrates subject to high vibrations and deformation.
- Bonding natural stone and reconstructed stone (marble of every type, slate, etc.) also subject to movement and size variation due to the absorption of water.

**TECHNICAL DATA**

Pot life of mix: 45 minutes  
Open time: 60 minutes  
Set to light foot traffic: after 10-12 hours  
Ready for use: approx. 2 days. Times may vary according to the temperature

**ADVANTAGES**

- Excellent workability
- Perfect bond on all types of substrates, even the most difficult ones
- Ideal for installation on metal, wood, PVC substrates
- Excellent durability and resistance to ageing
- Solvent-free
- Deformable
- Extended open time

### CERTIFICATIONS



### FOR INFORMATION OR ASSISTANCE

Write to [assistentzatecnica@mapei.it](mailto:assistentzatecnica@mapei.it)




Technical Data Sheet  
Ultrabond EP 2K



**PACKAGING**  
10 kg units.

**CONSUMPTION**  
2.5-5 kg/m<sup>2</sup>.





## Levelling systems and spacers for tiles

When installing ceramic tiles and stone, particularly large format tiles, specific precautions need to be taken in order to achieve perfect, long-lasting results.

This is why **Mapei** has created a complete range of **spacers and levelling systems** for ceramic tiles and stone, suitable for all installation needs to create **uniform and perfectly flat floor and wall coverings**.

**Screw and wedge levelling systems** designed for quick and accurate manual application with **spacers in various sizes and thicknesses** to adapt to any type of tile and installation pattern, all made from regenerated plastic.

**Mapei** levelling systems are characterised by their **ease of application**: quick application and without having to use other tools, to make installation of tiles simpler, quicker and more accurate.

# Mapei Tile Spacer

Spacers for tiles

**DESCRIPTION** Tile spacers for ceramic and stone tiles.

**WHERE TO USE** Used during installation for a correct positioning of tiles to form uniform joints and create evenly-tiled surfaces.

- For ceramic and stone tiles of various sizes, thicknesses and formats.
- Can be used on floors and walls.
- Can be used in conjunction with the **MapeLevel** range, to install perfectly flat, accurate and even tiling on floors and walls.

## TECHNICAL DATA

Available in various sizes and shapes to suit any type of ceramic and stone tile and different installation patterns

**Mapei Tile Spacer X:** X-shaped spacers for straight patterns, available in sizes 1 - 1.5 - 2 - 2.5 - 3 - 4 - 5 - 6 - 7 - 10 mm

**Mapei Tile Spacer T:** T-shaped spacers for running/staggered patterns, available in sizes 1 - 1.5 - 2 - 2.5 - 3 - 4 - 5 - 6 - 7 - 10 mm

**Mapei Tile Spacer Y:** Y-shaped spacers for hexagonal tiles, available in sizes 2 and 3 mm

**Mapei Tile Spacer Wedge S:** wedge spacers from 0 to 5 mm to rectify and level-off small lippage when installing ceramic and stone tiles

- ADVANTAGES**
- Complete range: available in ten thicknesses and various shapes to suit any installation pattern and various tile formats
  - Made from regenerated plastic

## FOR INFORMATION OR ASSISTANCE

Write to [assistentzatecnica@mapei.it](mailto:assistentzatecnica@mapei.it)



Technical Data Sheet  
Mapei Tile Spacer



**PACKAGING**  
200 pcs bags.

**CONSUMPTION**  
According to tiling layout/pattern and specific operational requirements.

# MapeLevel EasyWDG System

Levelling systems

**DESCRIPTION** Wedge levelling system for ceramic and stone floor and wall tiling, for tiles with thickness from 3 to 12 mm, particularly suitable when installing large-format tiles.

- WHERE TO USE** Used during installation to obtain perfectly planar floors and coverings, avoiding the formation of unevenness between tile and tile.
- For ceramic tiles and stone slabs with thickness from 3 to 12 mm.
  - Can be used on floors and walls.
  - Particularly suitable when installing large-format tiles.

## TECHNICAL DATA

The system is composed of:

- **MapeLevel EasyWDG** (levelling wedge)
- **MapeLevel EasyWDG Spacer M** (spacer - available in 7 thicknesses: 0.5, 1, 1.5, 2, 3, 4 and 5 mm)

- ADVANTAGES**
- Application with no need to use pliers
  - Ergonomic shaped wedges, easier to insert
  - Special knurling, for easier insertion and higher precision
  - Easy and precise removal
  - Reusable wedge
  - Complete range of coloured spacers in 7 thicknesses

## FOR INFORMATION OR ASSISTANCE

Write to [assistentzatecnica@mapei.it](mailto:assistentzatecnica@mapei.it)



Technical Data Sheet  
MapeLevel EasyWDG System




## PACKAGING

- Wedges: boxes 12 bags x 100 pcs.
- Spacer bases: boxes 14 bags x 250 pcs.
- Kit **MapeLevel EasyWDG System**: bucket 150 wedges + 150 spacers (2 mm).

## CONSUMPTION

According to tile installation layout and tile flatness.





# MapeLevel Easy System

Levelling systems

**DESCRIPTION** Quick-thread screw levelling system for ceramic and stone floor and wall tiling, for tiles with thickness from 3 to 21 mm, particularly suitable when installing large-format tiles.

**WHERE TO USE** Used during installation it allows perfectly planar floors and coverings to be obtained, avoiding the formation of unevenness between tile and tile.

- For ceramic tiles and stone slabs with thickness from 3 to 21 mm.
- Can be used on floors and walls.
- Particularly suitable when installing large-format tiles.

**TECHNICAL DATA**

The system is composed of:

- **MapeLevel Easy Cap** levelling cap
- **MapeLevel Easy Spacer L** screw spacer - available in 3 models and in 5 thicknesses: 1, 1.5, 2, 3, 5 mm:
- **MapeLevel Easy Spacer L-I** - linear spacer;
- **MapeLevel Easy Spacer L-T** - T spacer;
- **MapeLevel Easy Spacer L-X** - X spacer;
- **MapeLevel Easy Shield** optional anti-scratch accessory

**ADVANTAGES**

- Rapid screwing thanks to the special quick-thread screws
- Easy and quick manual installation, no additional tools required
- Easy and precise removal
- Open-view cap design with wide lateral openings, allows to check for accurate tile levelling
- Complete range of spacers to adapt to all laying patterns
- Reusable cap
- Optional anti-scratch accessory to protect the surface of tiles

**FOR INFORMATION OR ASSISTANCE**  
Write to [assistentzatecnica@mapei.it](mailto:assistentzatecnica@mapei.it)



Technical Data Sheet  
MapeLevel Easy System



**PACKAGING**

- Caps: boxes 10 bags x 50 pcs.
- Spacer bases: boxes 25 bags x 100 pcs.

**CONSUMPTION**  
According to tile installation layout and tile flatness.



# MapeLevel EasyClick System

Levelling systems

**DESCRIPTION** Screw levelling system with click system for quick insertion and screw removal, for ceramic and stone floor and wall tiling, for tiles with thickness from 3 to 21 mm. Particularly suitable when installing large-format tiles.

**WHERE TO USE** Used during installation to obtain perfectly planar floors and coverings, avoiding the formation of unevenness between tile and tile.

- For ceramic tiles and stone slabs with thickness from 3 to 21 mm.
- Can be used on floors and walls.
- Particularly suitable when installing large-format tiles.

**TECHNICAL DATA**

The system is composed of:

- **MapeLevel EasyClick Cap** levelling cap with an anti-scratch shield and a special click system for fast screw application and ejection
- **MapeLevel Easy Spacer L** screw spacer - available in 3 models and in 5 thicknesses: 1, 1.5, 2, 3, 5 mm
- **MapeLevel Easy Spacer L-I** - linear spacer;
- **MapeLevel Easy Spacer L-T** - T spacer;
- **MapeLevel Easy Spacer L-X** - X spacer

**ADVANTAGES**

- Quick insertion with "click system"
- Faster removal - immediate screw ejection
- Easier and accurate levelling
- Manual installation and removal, no additional tools required
- Anti-scratch shield included
- Open-view cap design with wide lateral openings, allows to check for accurate tile levelling
- Complete range of spacers to adapt to all laying patterns
- Reusable cap

**FOR INFORMATION OR ASSISTANCE**  
Write to [assistentzatecnica@mapei.it](mailto:assistentzatecnica@mapei.it)



Technical Data Sheet  
MapeLevel EasyClick System



**PACKAGING**

- Caps: boxes 10 bags x 50 pcs.
- Spacer bases: boxes 25 bags x 100 pcs.

**CONSUMPTION**  
According to tile installation layout and tile flatness.





## Grouts and elastic sealants

Marble, porcelain, mosaic: every type of covering is more complete with the right grouting. A technical detail that plays a key role in the functionality and durability of surfaces which, at the same time, offers us the chance to be creative and to create an ambience with its own unique character and personality.

**Mapei** has the capacity to propose the most appropriate solution for any situation and to guarantee performance properties, durability and aesthetics while safeguarding the healthiness of the surroundings.

**Mapei coloured grouts** range meet all the needs of an ever-changing market, with **high-performance** grouts containing the most modern **anti-mould and anti-bacteria** technologies, plus availability in a wide range of **colours in line with the latest trends in ceramic tiling**.

They are available in **cementitious** versions, widely used in residential and commercial settings, and in **epoxy** versions, ideal for bathrooms, kitchens and all those settings where a high level of hygiene for surfaces or particular chemical resistance and mechanical properties are required.

**Mapei elastic sealants** complete the range, suitable for any request of sealing of floorings and coatings made of ceramic tiles, natural stone and glass mosaic. Certified according to the most stringent international standards and with very low emission level of volatile organic compounds, available in colours coordinated with **Mapei** grouts.

# Keracolor FF

## Cementitious grouts

**DESCRIPTION** Pre-blended, high-performance, polymer-modified cementitious mortar with water-repellent DropEffect® technology for grouting joints up to 6 mm wide.

**WHERE TO USE**

- Grouting interior and exterior floors and walls in all types of ceramic tiles, stone material, glass and marble mosaic.
- Grouting floor and wall ceramic tiles in interiors.
- Swimming pools.
- Particularly smooth and glossy floor surfaces (polished porcelain, pre-polished marble, glazed tiles).
- Ceramic tile industrial flooring where resistance to chemical agents is not required.
- Mixed with the **Fugolastic** admixture, it reaches a level of strength which makes it suitable for even the most severe in-service conditions (grouting façades, swimming pools, bathrooms and even floors subject to intense traffic).

**TECHNICAL DATA**

Pot life of mix: approx. 2 hours  
Waiting time for finishing: 10-20 minutes  
Set to light foot traffic: approx. 24 hours  
Ready for use: 3 days (7 days for tanks and swimming pools)  
Colours: 1

**ADVANTAGES**

- Water-repellent (DropEffect® Technology)
- Durable and strong
- Easy workability
- Easy to clean
- Uniform grouts, without cracks
- Good resistance to acids

### CERTIFICATIONS



**FOR INFORMATION OR ASSISTANCE**  
Write to [assistentzatecnica@mapei.it](mailto:assistentzatecnica@mapei.it)



Technical Data Sheet  
Keracolor FF



**PACKAGING**  
25 kg bags and 4x5 kg Alupack boxes depending on the colour.

**CONSUMPTION**  
According to the size of the joints and tiles.



# Keracolor GG

## Cementitious grouts

**DESCRIPTION** Pre-blended, high-performance polymer-modified cementitious mortar for grouting joints 4 to 15 mm wide.

**WHERE TO USE**

- Grouting interior and exterior floors and walls in all types of ceramic tiles, terracotta, facebrick and stone material.
- Grouting façades, balconies, terraces and swimming pools.
- Floors with a rustic finish (terracotta, enamelled porcelain, antiqued marble, klinker, single fired tiles).
- Floor and wall ceramic tiles in interiors.
- Ceramic tile industrial flooring where resistance to chemical agents is not required.
- Mixed with the **Fugolastic** admixture, it reaches a level of strength which makes it suitable for even the most severe in-service conditions.

**TECHNICAL DATA**

Pot life of mix: approx. 2 hours  
Waiting time for finishing: 10-20 minutes  
Set to light foot traffic: approx. 24 hours  
Ready for use: 3 days (7 days for tanks and swimming pools)  
Colours: 13

**ADVANTAGES**

- Easy workability
- Durable and strong
- Traffic-resistant
- Uniform grouts, without cracks
- Good resistance to acids

### CERTIFICATIONS



**FOR INFORMATION OR ASSISTANCE**  
Write to [assistentzatecnica@mapei.it](mailto:assistentzatecnica@mapei.it)



Technical Data Sheet  
Keracolor GG



**PACKAGING**  
25 kg bags and 4x5 kg Alupack boxes depending on the colour.

**CONSUMPTION**  
According to the size of the joints and tiles.





# Keracolor SF

## Cementitious grouts

**DESCRIPTION** Fine-grained, high-performance white cementitious mortar for grouting joints up to 4 mm wide.

- WHERE TO USE**
- Grouting interior and exterior floors and walls in all types of ceramic tiles, stone material, glass and pre-finished marble mosaic.
  - Grouting narrow tile joints in all types of tiles on floors and on walls in buildings for domestic use.
  - Grouting tile joints in glass and pre-finished marble mosaic.
  - Grouting particularly smooth and glossy surfaces (polished porcelain, pre-polished marble, etc.).
  - Mixed with the **Fugolastic** admixture, it reaches a level of strength which makes it suitable for even the most severe in-service conditions (grouting façades, swimming pools, bathrooms and even floors subject to intense traffic). It may also be used for grouting joints in marble to be polished after laying.

**TECHNICAL DATA**

Pot life of mix: approx. 2 hours  
Waiting time for finishing: 10-20 minutes  
Set to light foot traffic: approx. 24 hours  
Ready for use: 3 days (7 days for tanks and swimming pools)  
Colour: white

- ADVANTAGES**
- Fine-grained
  - Ideal for smooth and glossy surfaces
  - Easy workability
  - Durable and strong
  - Easy to clean
  - Uniform grouts, without cracks
  - Good resistance to acids

### CERTIFICATIONS



**FOR INFORMATION OR ASSISTANCE**  
Write to [assistentzatecnica@mapei.it](mailto:assistentzatecnica@mapei.it)



Technical Data Sheet  
Keracolor SF



**PACKAGING**  
22 kg bags and 4x5 kg Alupack boxes.

**CONSUMPTION**  
According to the size of the joints and tiles.



# Ultracolor Plus

## Cementitious grouts

**DESCRIPTION** High-performance, anti-efflorescence, Portland cement-free, quick-setting and drying polymer-modified mortar with water-repellent DropEffect®, mould-resistant thanks to the BioBlock® technology and offset greenhouse gas emissions, for grouting joints up to 20 mm wide.

- WHERE TO USE**
- Grouting interior and exterior floors and walls in all types of ceramic tiles, terracotta, stone material, glass and marble mosaic.
  - Grouting floors and walls in areas subject to intense traffic (airports, shopping centres, restaurants, etc.).
  - Residential areas (hotels, private houses, etc.).
  - External façades, balconies, terraces and swimming pools.

**TECHNICAL DATA**

Pot life of mix: 20-30 minutes  
Waiting time for finishing: 15-30 minutes  
Set to light foot traffic: approx. 3 hours  
Ready for use: 24 hours (48 hours for tanks and swimming pools)  
Colours: 40

- ADVANTAGES**
- Water-repellent and easy to clean (DropEffect® technology)
  - Mould-resistant with BioBlock® technology
  - Anti-efflorescence, for uniform colour
  - Quick setting and drying, quickly ready for use
  - Durable and strong
  - Wide range of colours
  - Good resistance to acids
  - No impact on the environment - offset greenhouse gas emissions

### CERTIFICATIONS



**FOR INFORMATION OR ASSISTANCE**  
Write to [assistentzatecnica@mapei.it](mailto:assistentzatecnica@mapei.it)



Technical Data Sheet  
Ultracolor Plus



**PACKAGING**  
23 kg bags, 4x5 kg or 8x2 kg Alupack boxes dependent on the colour.

**CONSUMPTION**  
According to the size of the joints and tiles.





# Kerapoxy

## Epoxy grouts

**DESCRIPTION** Two-component acid-resistant epoxy grout for ceramic tiles and stone material for joints of at least 1 mm.  
Can also be used as an adhesive.

- WHERE TO USE**
- Indoor and outdoor grouting of ceramic tiles and natural stone floors and walls.
  - Ideal for foodstuffs industries (dairies, abattoirs, breweries, wine-cellars, etc.), kitchen work surfaces, laboratory benches, and areas where a high level of hygiene is required.
  - Ideal for grouting industrial floors where high mechanical resistance and resistance to acid attack is required.
  - Swimming pools, including with salt or thermal water, and tanks containing aggressive chemicals (purification plants).
  - Can also be used as an adhesive.

**TECHNICAL DATA**

Pot life of mix: 45 minutes  
Set to light foot traffic: approx. 24 hours  
Ready for use: 4 days (10 days for tanks and swimming pools)  
Surfaces can also undergo chemical attack after 10 days  
Colours: 17

- ADVANTAGES**
- Excellent resistance to chemicals
  - High hygiene, HACCP compliant
  - High mechanical strength
  - Waterproof and hygienic grouts
  - Uniform colour that remains stable over the years

### CERTIFICATIONS



### FOR INFORMATION OR ASSISTANCE

Write to [assistentzatecnica@mapei.it](mailto:assistentzatecnica@mapei.it)



Technical Data Sheet  
Kerapoxy



**PACKAGING**  
10-15 kg units and 12x2 kg boxes.

**CONSUMPTION**  
Grout: according to the size of the joints and tiles.  
Adhesive: 2-4 kg/m<sup>2</sup>.



# Kerapoxy CQ

## Epoxy grouts

**DESCRIPTION** Two-component acid-resistant epoxy grout, easy to apply and with excellent cleanability, with a bacteriostatic agent and BioBlock® technology, ideal for grouting ceramic tiles and mosaic.  
For joints of at least 1 mm.  
Can also be used as an adhesive.

- WHERE TO USE**
- Internal and external grouting of ceramic, stone material and glass mosaic floor finishes.
  - Grouting anti-bacterial tiles and surfaces where a high protection against the formation and proliferation of micro-organisms is required.
  - Ideal for foodstuffs industries (dairies, abattoirs, breweries and wine-cellars, etc.), kitchen work surfaces, laboratory benches, where a high level of hygiene is required.
  - Grouting industrial floors where high mechanical resistance and resistance to acid attack is required.
  - Grouting of swimming pools, including with salt or thermal water, and Turkish baths.

**TECHNICAL DATA**

Pot life of mix: 45 minutes  
Set to light foot traffic: approx. 24 hours  
Ready for use: 4 days (10 days for tanks and swimming pools)  
Surfaces can also undergo chemical attack after 10 days  
Colours: 17

- ADVANTAGES**
- Certified anti-bacterial and mould-resistant product
  - Hygienic and easy to clean surfaces, to keep the interiors more healthy
  - Resistant to aggressive chemicals
  - Ideal for kitchens and foodstuffs industries, complies with the HACCP food safety
  - Easy workability

### CERTIFICATIONS



### FOR INFORMATION OR ASSISTANCE

Write to [assistentzatecnica@mapei.it](mailto:assistentzatecnica@mapei.it)



Technical Data Sheet  
Kerapoxy CQ



**PACKAGING**  
3 kg or 10 kg units for the coloured versions n. 100, 113, 114, 132, 282.

**CONSUMPTION**  
According to the size of the joints and tiles.



# Kerapoxy Easy Design

## Epoxy grouts

**DESCRIPTION** Two-component, epoxy grout with a bacteriostatic agent and BioBlock® technology, easy to apply and clean. Versatile, decorative, acid-resistant, ideal for grouting ceramic tiles, glass mosaic and stone material, to be used also in combination with **MapeGlitter** and **Mapecolor Metallic**. For grouting joints from 1 to 15 mm wide. Can also be used as an adhesive.

**WHERE TO USE**

- Decorative grouting of internal and external ceramic, glass mosaic and stone material floors and walls.
- Ideal for:
  - environments with a high aesthetic value;
  - showers and bathrooms, suitable on fibreglass and PVC substrates;
  - swimming pools, thermal facilities, Turkish baths, etc.
- It is also suitable for acid-resistant bonding on all types of substrates normally used in construction.
- Allows grouting floors, walls and worktops in compliance with the HACCP system and the requirements on the hygiene of foodstuffs.

**TECHNICAL DATA**

Pot life of mix: 45 minutes  
 Open time (as an adhesive): 40 minutes  
 Set to light foot traffic: approx. 24 hours  
 Ready for use: 4 days (10 days for tanks and swimming pools)  
 Surfaces can also undergo chemical attack after 10 days  
 Colours: 41

**ADVANTAGES**

- Excellent workability, easy to apply
- Non-absorbent and easy to clean
- Certified anti-bacterial and mould-resistant
- Helps keep the interiors more healthy
- Complies with HACCP food safety management procedures
- Wide range of colours
- Suitable for joints up to 15 mm wide

### CERTIFICATIONS



### FOR INFORMATION OR ASSISTANCE

Write to [assistentzatecnica@mapei.it](mailto:assistentzatecnica@mapei.it)



Technical Data Sheet  
Kerapoxy Easy Design



**PACKAGING**  
3 kg units.

**CONSUMPTION**  
According to the size of the joints and tiles.



# Kerapoxy IEG

## Epoxy grouts

**DESCRIPTION** Two-component epoxy mortar with extremely high chemical resistance for grouting joints at least 3 mm wide.

**WHERE TO USE** Acid-resistant grouting with extremely high chemical resistance, for ceramic and stone material floors where higher resistance to chemical products compared with conventional epoxy grouting compounds is required, for example:

- ham curers (especially in the areas where boning and curing are carried out);
- sausage factories (especially where cooking takes place, where the grout is subject to the action of oleic acid);
- oil mills;
- pickling factories.

Allows grouting floors and worktops in compliance with the HACCP system and the requirements on the hygiene of foodstuffs.

**TECHNICAL DATA**

Pot life of mix: 45 minutes  
 Set to light foot traffic: approx. 24 hours  
 Ready for use: 4 days  
 Surfaces can also undergo chemical attack after 4 days  
 Colours: 113 and 130

**ADVANTAGES**

- Very high resistance to chemicals
- Durable and strong
- More hygienic and easy to clean surfaces
- Hard-wearing
- Easy workability
- Sound grouts, without cracks

### CERTIFICATIONS



### FOR INFORMATION OR ASSISTANCE

Write to [assistentzatecnica@mapei.it](mailto:assistentzatecnica@mapei.it)



Technical Data Sheet  
Kerapoxy IEG



**PACKAGING**  
10 kg units.

**CONSUMPTION**  
According to the size of the joints and tiles.



# Flexcolor

## Polymer grouts

**DESCRIPTION** Ready-to-use, polymer filler paste with water-repellent DropEffect® and mould-resistant BioBlock® technology for grouting joints in ceramic tiles and mosaic 2 to 10 mm wide.

**WHERE TO USE**

- Grouting all types of ceramic tiles and mosaic.
- On interior floors and walls.
- Exterior walls only.
- For joints 2 to 10 mm wide.
- Suitable for exterior façades and flexible substrates.

**TECHNICAL DATA**

Waiting time for finishing: 15-20 minutes depending on the surrounding conditions and absorption of the tiles  
Set to light foot traffic: 48 hours  
Ready for use: 7 days  
Colours: 5 (100, 110, 111, 112, 132)

**ADVANTAGES**

- Ready to use
- Easy to apply
- Ideal for flexible substrates
- Easy to clean
- Water-resistant with DropEffect® technology
- Mould-resistant with BioBlock® technology
- Uniform colour

### CERTIFICATIONS



**FOR INFORMATION OR ASSISTANCE**  
Write to [assistentzatecnica@mapei.it](mailto:assistentzatecnica@mapei.it)



Technical Data Sheet  
Flexcolor



**PACKAGING**  
5 kg drums.

**CONSUMPTION**  
According to the size of the joints and tiles.



# Fugolastic

## Complementary products for grouts

**DESCRIPTION** Polymer liquid admix for **Keracolor FF**, **Keracolor GG** e **Keracolor SF**.

**WHERE TO USE** Used as a substitute for water, to mix the cement-based grouts of the **Keracolor** range, to improve the grout adhesion and mechanical strength, and to reduce porosity and absorption.

- Grouting façades, balconies, terraces and swimming pools.
- Floors subject to intense traffic.
- Floors and walls on particularly flexible substrates (wood, plywood, etc.).
- Ceramic or glass mosaic floor and wall coverings, terracotta floors or other types of tiles to be polished when installing.

**TECHNICAL DATA**

**Fugolastic + Keracolor:**  
Pot life of mix: approx. 2 hours  
Waiting time for finishing: 10-20 minutes  
Set to light foot traffic: approx. 24 hours  
Ready for use: 7-10 days

**ADVANTAGES**

- Improved compactness and greater resistance to abrasion
- Improved adhesion and mechanical strength
- Less porosity
- Reduced absorption (easy to clean)
- Can be mixed with all **Keracolor** colours and grain sizes without altering the colour

**FOR INFORMATION OR ASSISTANCE**  
Write to [assistentzatecnica@mapei.it](mailto:assistentzatecnica@mapei.it)



Technical Data Sheet  
Fugolastic



**PACKAGING**  
10 and 5 kg tanks and 12x1 kg packages.

**CONSUMPTION**  
According to the size of the joints and tiles.



## Mapecolor Metallic

Complementary products for grouts

**DESCRIPTION** Powder pigment based on very high-quality pearlescent mica, to be mixed with **Kerapoxy Easy Design** to create a metallic effect.

**WHERE TO USE** Mixed with **Kerapoxy Easy Design**, it allows to prepare grout mortars with a metallic effect, particularly suitable for grouting metallic tiles, ceramic tiles with a metallic effect, glass and ceramic mosaic and glass tiles.

**TECHNICAL DATA** 5 colours: Moonlight (similar to platinum), Sahara (similar to gold), Shining (similar to silver), Red Clay (similar to copper), Stardust (similar to dark silver)

**FOR INFORMATION OR ASSISTANCE**  
Write to [assistentzatecnica@mapei.it](mailto:assistentzatecnica@mapei.it)



Technical Data Sheet  
Mapecolor Metallic



**PACKAGING**  
90 g sachets (equal to 3% by weight of a 3 kg drum of **Kerapoxy Easy Design**).

**CONSUMPTION**  
Varies depending on the aesthetic effect desired.  
Approximately 3% on the envisaged amount of **Kerapoxy Easy Design**.



## MapeGlitter

Complementary products for grouts

**DESCRIPTION** Polyester, aluminium and epoxy resin metal-effect coloured glitter used for mixing with **Kerapoxy Easy Design**.

**WHERE TO USE** Mixed with **Kerapoxy Easy Design**, they allow to prepare grout mortars with a sparkling, metallic finish, and are particularly recommended for metallic tiles, glass tiles and mosaic.

**TECHNICAL DATA** Colours: silver and gold

**FOR INFORMATION OR ASSISTANCE**  
Write to [assistentzatecnica@mapei.it](mailto:assistentzatecnica@mapei.it)



Technical Data Sheet  
MapeGlitter



**PACKAGING**  
100 g bags.

**CONSUMPTION**  
Varies depending on the aesthetic effect desired (maximum dosage: 6% by weight).





# Mapesil AC

## Sealants

**DESCRIPTION** Pure, solvent-free, mould-resistant, acetic, silicone sealant available in 40 colours and transparent.

**WHERE TO USE**

- Suitable for sealing glass, ceramic, and anodised aluminum.
- Sealing expansion joints of  $\pm 25\%$  expansion.
- Sealing joints in wall and floor coverings of ceramic and cement.
- Sealing joints between sinks or sanitary ware and ceramic tiles in kitchens, bathrooms and showers with colours coordinated with the grouts.
- Sealing expansion joints in swimming pools.
- Sealing glazing of door and window frames.

**TECHNICAL DATA**

Movement allowed: 25%  
 Modulus of elasticity at 100% elongation: 0.35 N/mm<sup>2</sup>  
 Shore A hardness: 20  
 Workability: 10 minutes  
 Colours: 40 colours coordinated with **Mapei** grouts plus transparent

**ADVANTAGES**

- High elasticity
- Mould-resistant with BioBlock® technology
- Solvent-free
- Strong and durable
- Maximum guarantee
- Perfect adhesion
- Smooth and elastic
- High thermal and chemical resistance
- Excellent durability
- Wide range of colours

### CERTIFICATIONS



### FOR INFORMATION OR ASSISTANCE

Write to [assistenza@mappei.it](mailto:assistenza@mappei.it)



Technical Data Sheet  
Mapesil AC



**PACKAGING**  
310 ml cartridges.

**CONSUMPTION**  
3.1 meters per 310 ml cartridge (10x10 mm section).



# Mapesil AC ECO

## Sealants

**DESCRIPTION** Pure, solvent-free, mould-resistant, acetic, silicone sealant, produced without the use of fossil fuels.

**WHERE TO USE**

- Suitable for sealing glass, ceramic, and anodised aluminum. When combined with the bonding aid **Primer FD**, it can also be used on concrete, wood, metal, painted surfaces, plastic and rubber.
- Sealing expansion, contraction and fillet joints, subject to movements up to 25%.
- Used to create a perfectly elastic gasket between different elements in the building, mechanical engineering, shipbuilding, automotive, manufacturing, etc. sector.

**TECHNICAL DATA**

Movement allowed: 25%  
 Modulus of elasticity at 100% elongation: 0.35 N/mm<sup>2</sup>  
 Shore A hardness: 20  
 Workability: 10 minutes  
 Colours: 11 colours +transparent

**ADVANTAGES**

- **Product with low environmental impact:** produced without the use of fossil fuels and packed in recycled plastic cartridges
- Solvent-free
- High elasticity in absorbing strong movement in service
- High durability, to resist over time
- Impermeable to water and gases
- Resistant to high temperatures
- Mould-resistant with BioBlock® technology
- Perfect adhesion
- Colour range coordinated with "Mapei Coloured Grouts"

### CERTIFICATIONS




### FOR INFORMATION OR ASSISTANCE

Write to [assistenza@mappei.it](mailto:assistenza@mappei.it)



Technical Data Sheet  
Mapesil AC ECO



**PACKAGING**  
310 ml cartridges.

**CONSUMPTION**  
3.1 meters per 310 ml cartridge (10x10 mm section).



# Mapesil LM

## Sealants

**DESCRIPTION** Neutral mould-resistant silicone sealant with very low emission level of volatile organic compounds (VOC) for stone and marble.

**WHERE TO USE** Solvent-free sealant specially formulated for:

- all materials sensitive to acids and plasticising agents;
- marble, granite, sandstone and quartz;
- delicate materials such as bricks, cellular concrete and varnished or enamelled wood;
- non-absorbent substrates such as glass, ceramic, klinker, enamelled surfaces, water and solvent-based varnish, metals, various types of plastic;
- absorbent mineral substrates (concrete, render and fibre-cement).

Sealant with a low modulus of elasticity, suitable for:

- internal and external fillet and expansion joints subject to high levels of movement, between pre-fabricated panels; window/door fittings and walls; different coating materials;
- joints in floors with limited pedestrian traffic.

**TECHNICAL DATA**

Movement allowed: 25%  
 Modulus of elasticity at 100% elongation: 0.35 N/mm<sup>2</sup>  
 Shore A hardness: 21  
 Workability: 15 minutes  
 Colours: 9 colours and transparent (100, 110, 111, 112, 113, 114, 120, 130, 132)

**ADVANTAGES**

- Does not stain, ideal for sealing stone
- Mould-resistant with BioBlock® technology
- Seals remain stable over the years
- Solvent-free, odourless
- Wide range of certification
- Suitable for external façades
- High bond strength
- Wide range of colours

### CERTIFICATIONS



### FOR INFORMATION OR ASSISTANCE

Write to [assistentzatecnica@mapei.it](mailto:assistentzatecnica@mapei.it)



Technical Data Sheet  
Mapesil LM



**PACKAGING**  
310 ml cartridges.

**CONSUMPTION**  
3.1 meters per 310 ml cartridge (10x10 mm section).



# Mapeflex MS45

## Sealants

**DESCRIPTION** One-component flexible, thixotropic, quick-hardening sililated polymer-based hybrid sealant and adhesive with a high modulus of elasticity. Also suitable for damp substrates.

**WHERE TO USE**

- Sealing expansion, fillet and distribution joints on traditional and ventilated façades; civil and industrial floors, including those subject to heavy vehicular traffic.
- Used as an adhesive for flexible bonding of construction features instead of using screws, nails and lightweight fittings.
- Compatible with many kinds of materials: cement, bricks, steel, copper, aluminium, painted surfaces, glass, gypsum, wood, ceramic and klinker, insulating materials, many types of plastic.
- Suitable also for wet substrates.

**TECHNICAL DATA**

Movement allowed: 20%  
 Modulus of elasticity at 100% elongation: 0.66 N/mm<sup>2</sup>  
 Shore A hardness: 43  
 Workability: 35 minutes (+23°C - 50% R.H.)  
 Colours: white, 113 grey, brown, black

**ADVANTAGES**

- Single product for elastic bonds and seals
- Compatible with damp substrates during application
- High elasticity for sealing joints and cracks in walls and floors
- Bonds to all substrates most commonly used in the building industry
- High initial sucker effect for bonding on vertical surfaces and ceilings
- Excellent resistance to ageing
- Paintable
- Solvent-free, odourless

### CERTIFICATIONS



### FOR INFORMATION OR ASSISTANCE

Write to [assistentzatecnica@mapei.it](mailto:assistentzatecnica@mapei.it)



Technical Data Sheet  
Mapeflex MS45



**PACKAGING**  
300 ml cartridge, 600 ml soft cartridge.

**CONSUMPTION**  
3 metres per 300 ml cartridge; 6 metres per 600 ml soft cartridge (10x10 mm section).



# Mapeflex PU 45 FT

## Sealants

**DESCRIPTION** Rapid-hardening paintable polyurethane sealant and adhesive with a high modulus of elasticity for movements up to 20%.

**WHERE TO USE**

- Sealing expansion and distribution joints in civil and industrial floors.
- Industrial floors subject to vehicular traffic, or chemical attack by hydrocarbons.
- Concrete floors for car-parks, supermarkets, shopping centres and warehouses.
- Ceramic floors and walls, including in areas subject to intense traffic such as supermarkets and industrial environments.

Used as an adhesive for flexible bonding of construction features instead of using screws, nails and lightweight fittings.  
Compatible with absorbent mineral substrates, metal or varnished surfaces, wood, brickwork and glass.

**TECHNICAL DATA**

Movement allowed: 20%  
Modulus of elasticity at 100% elongation: 0.80 N/mm<sup>2</sup>  
Shore A hardness: 38  
Workability: 35 minutes  
Colours: white, 111 grey, 113 grey, brown, beige, black

**ADVANTAGES**

- Single product for elastic bonds and seals
- High resistance to traffic
- Quick setting - quickly ready for use
- High "sucker" effect for bonding on vertical surfaces and ceilings
- Paintable
- Highly adhesive even without primer
- Solvent-free

### CERTIFICATIONS



### FOR INFORMATION OR ASSISTANCE

Write to [assistentzatecnica@mapei.it](mailto:assistentzatecnica@mapei.it)



Technical Data Sheet  
Mapeflex PU 45 FT



**PACKAGING**  
300 ml cartridge,  
600 ml soft cartridge.

**CONSUMPTION**  
3 metres per 300 ml cartridge; 6 metres per 600 ml soft cartridge (10x10 mm section).



# Mapeflex E-PU 21 SL

## Sealants

**DESCRIPTION** Two-component, high-strength, castable epoxy-polyurethane sealant with high modulus of elasticity.

**WHERE TO USE**

- Sealing horizontal joints, in exterior and interior also subject to high mechanical stress.
- Sealing joints in ceramic floors subject to heavy traffic, both pedestrian and vehicular, such as supermarkets, warehouses, production areas, sidewalks, walkways, arcades, squares.
- Abrasion-resistant sealing of joints in industrial floors and subject to heavy traffic, both in interior and exterior.
- Sealing expansion and contraction joints in commercial, residential and industrial floors.
- Sealing joints where a castable, resistant to mechanical stress and to chemicals, water and vapour-proof product is required.

**TECHNICAL DATA**

Movement allowed: 10%  
Elongation at failure: 90%  
Shore A hardness: 60  
Workability: 50 minutes  
Set to light foot traffic: 24-36 hours  
Colours: 113 grey, clourless for custom colouring with **Mapecolor Paste**

**ADVANTAGES**

- High mechanical strength and chemical resistance
- Fluid consistency, easy to apply
- High modulus of elasticity
- Perfect adhesion
- Excellent durability - does not shrink or yellow
- Customised range of colours

### FOR INFORMATION OR ASSISTANCE

Write to [assistentzatecnica@mapei.it](mailto:assistentzatecnica@mapei.it)



Technical Data Sheet  
Mapeflex E-PU 21 SL



**PACKAGING**  
5 kg units (A+B).

**CONSUMPTION**  
0.145 kg/metre  
(joint section 10x10 mm).



ULTRACOLOR PLUS	
KERACOLOR SF	
KERACOLOR FF	
KERACOLOR GG	
EPOXY GROUTS	
KERAPOXY	
KERAPOXY CQ	
KERAPOXY IEG	
KERAPOXY EASY DESIGN	
POLYMER GROUTS	
FLEXCOLOR	
COMPLEMENTARY	
MAPEGLITTER	
MAPECOLOR METALLIC	
ELASTIC SEALANTS	
MAPESIL AC	
MAPESIL AC ECO	
MAPESIL LM	







## Products for cleaning, maintaining and protecting surfaces

The natural ally for surfaces is how well they are maintained. Once a surface has been created, designed and installed, regular maintenance is indispensable to safeguard its performance properties and aesthetic qualities.

From the experience of **Mapei** comes the new **UltraCare** line of products for **cleaning, maintaining** and **protecting surfaces**, to help preserve their functionality and beauty over time.

From new installations to restoring old flooring, the **UltraCare** line is the ideal ally for commercial, industrial and residential surroundings. Products for routine cleaning and for deep cleaning at the end of site operations, stain-resistant products and with an enhancing effect, cleaners and protectors for grouts: **UltraCare** products are highly effective and work in maximum safety, helping to maintain the beauty of surfaces over time.

**PRODUCTS FOR CLEANING, MAINTAINING  
AND PROTECTING SURFACES**

# UltraCare Acid Cleaner

## Cleaning solutions

**DESCRIPTION** Concentrated acid-based cleaner in liquid form to remove stubborn cementitious grout residues from glass mosaic, ceramic and acid-resistant natural stone. Ideal for cleaning after installation and to remove salt efflorescence and limescale.

**WHERE TO USE** Suitable for use on acid-resistant materials such as porcelain, ceramic, glass mosaics, quarry tiles, terracotta and acid-resistant natural stone. Removes installation, cementitious grout and adhesive residues from the installed material leaving a perfectly clean surface. It can remove: cementitious residues; organic dirt; limescale; rust stains; salt efflorescence from terracotta; engobio from porcelain and ceramic material; dirt accumulated on site.

**TECHNICAL DATA** Diluted with water 1:5 - 1:10 depending upon the degree of dirt  
Contact time: 5 minutes

**ADVANTAGES**

- Indoor, outdoor, walls and floors
- Contact time: 5 minutes
- High performance
- Rotating cleaning machine
- Does not emit fumes
- Removes limescale, rust and efflorescence
- Dilute 1:5 - 1:10

**FOR INFORMATION OR ASSISTANCE**  
Write to [assistentzatecnica@mapei.it](mailto:assistentzatecnica@mapei.it)



Technical Data Sheet  
UltraCare Acid Cleaner



**PACKAGING**  
1 and 5 litres tanks.

**YIELD**  
Based on dilution,  
the degree of dirt  
and the surface  
to be treated.



# UltraCare Epoxy Off Gel

## Cleaning solutions

**DESCRIPTION** Special high-viscosity cleaner to remove epoxy residues.  
Thanks to its viscosity, it is ideal for application on walls.

**WHERE TO USE** Easily removes epoxy grout residues and is suitable for use on non-absorbent materials such as porcelain, glazed ceramic and glass.

**TECHNICAL DATA** Dilution rate: ready to use  
Contact time: 15-20 minutes (30 minutes in case of thick residues)

**ADVANTAGES**

- Ready to use
- High yield
- High performance
- Quick and easy to apply; shake well before use
- Suitable for use on ceramic and glass mosaic
- Its gel formulation ensures the product remains in contact with the epoxy residues even on vertical surfaces

**FOR INFORMATION OR ASSISTANCE**  
Write to [assistentzatecnica@mapei.it](mailto:assistentzatecnica@mapei.it)



Technical Data Sheet  
UltraCare Epoxy Off Gel



**PACKAGING**  
1 litre tanks.

**YIELD**  
Based on the degree  
of dirt/residues  
and the surface to be  
treated.



# UltraCare Grout Cleaner

## Cleaning solutions

**DESCRIPTION** Ready-to-use concentrated cleaner, specific for both epoxy and cementitious grouts.

**WHERE TO USE** Professional detergent for cleaning cementitious and epoxy grouts.  
Suitable for application:

- on floors and walls;
- in interior and exterior;
- on porcelain tiles, ceramics, quarry tiles, klinker, glass mosaic, engineered and natural stone and cementine provided that it is not polished and/or not treated with wax.

When applied on the grouts' surface, the product grants efficient and deep cleaning.

**TECHNICAL DATA** Dilution rate: ready to use  
Contact time: 5-10 minutes

**ADVANTAGES**

- Compatible with porcelain tiles, ceramics, klinker, glass mosaic, stone, quarry tiles, and cementine provided that it is not polished and/or not treated with wax
- Effective and deep cleaning both on epoxy and cementitious grouts
- Suitable for application in interior and in exterior, on walls and floors
- Quick and simple application
- Ready to use, with spray
- Waiting time: 5-10 minutes

**FOR INFORMATION OR ASSISTANCE**  
Write to [assistentzatecnica@mapei.it](mailto:assistentzatecnica@mapei.it)



Technical Data Sheet  
UltraCare Grout Cleaner



**PACKAGING**  
750 ml bottle with spray.

**YIELD**  
Over 800 metres depending on the type of surface, the level of dirt and the size of the grouts to be cleaned.



# UltraCare HD Cleaner

## Cleaning solutions

**DESCRIPTION** Concentrated high-performing professional detergent to remove organic dirt and to undertake a deep clean of surfaces. It is also effective as wax remover for water-based and metal-flake waxes.

**WHERE TO USE**

- Cleans particularly dirty porcelain, ceramic, glass, unpolished natural stone, concrete, terracotta, terrazzo surfaces very effectively.
- When used undiluted it removes stains from porcelain tiles.
- It removes the pre-treatment from porcelain tiles.
- Ideal for preparing old ceramic and stone surfaces before applying cementitious products (skimming mortar and/or adhesive) to promote a stronger bond and to prevent detachment.
- Ideal for the removal of previous water-based and metallic wax treatments.

**TECHNICAL DATA** Dilution rate:

- pure to remove stains from porcelain tiles;
- diluted at a rate of 1:10 to 1:20 with water for deep-down cleaning of surfaces;
- diluted at a rate of 1:5 with water for of stubborn dirt or grease and to remove wax

Contact time: 5 minutes

**ADVANTAGES**

- High performance
- Contact time: 5 minutes
- Rotating cleaning machine
- Biodegradability
- Highly effective degreaser
- Highly efficient deep cleaner for extraordinary maintenance
- Perfect to clean surfaces for tile-on-tile installations

**FOR INFORMATION OR ASSISTANCE**  
Write to [assistentzatecnica@mapei.it](mailto:assistentzatecnica@mapei.it)



Technical Data Sheet  
UltraCare HD Cleaner



**PACKAGING**  
1 and 5 litres tanks.

**YIELD**  
Based on dilution, the degree of dirt and the surface to be treated.



# UltraCare Keranet

## Cleaning solutions

**DESCRIPTION** Acid-based concentrated cleaning product in liquid form to remove cementitious residues from porcelain, ceramic and all acid-resistant materials. Ideal for cleaning operations after completing laying work, for removing salt and limescale efflorescence and rust stains.

**WHERE TO USE**

- Suitable for use on acid-resistant materials such as porcelain, ceramic, glass mosaics, quarry tiles, terracotta and acid-resistant natural stone.
- Removes installation, cementitious grout and adhesive residues from the installed material leaving a perfectly clean surface.
- It can remove limescale, rust stains and efflorescence.
- Suitable for leaning surfaces at the end of site operations.

**TECHNICAL DATA**

Diluted with water 1:10 or 1:5 depending upon the degree of dirt  
Contact time: 5 minutes

**ADVANTAGES**

- Indoor, outdoor, walls and floors
- High performance
- Contact time: 5 minutes
- Rotating cleaning machine
- Highly effective at removing cementitious grout residues and installation dirt
- Dilution with water can be altered according to the level of contamination to be removed
- Suitable for use on all acid-resistant material

**FOR INFORMATION OR ASSISTANCE**  
Write to [assistentzatecnica@mapei.it](mailto:assistentzatecnica@mapei.it)



Technical Data Sheet  
UltraCare Keranet



**PACKAGING**  
1 and 5 litres tanks.

**YIELD**  
Based on dilution, the degree of dirt and the surface to be treated.



# UltraCare Keranet Crystals

## Cleaning solutions

**DESCRIPTION** Concentrated powder acid cleaner to remove cementitious residues. Ideal for cleaning after installation and to remove salt and limescale efflorescence.

**WHERE TO USE**

- Removes cement and lime from the surface of ceramic tiles and mosaic.
- Removes efflorescence, rust stains and other mineral deposits from acid-resistant surfaces.
- For interior and exterior applications.

**TECHNICAL DATA**

Dilution rate: variable according to the level of dirt and residue to be removed  
Contact time: approximately 3 minutes

**ADVANTAGES**

- Indoor & outdoor floors
- High yield
- High performance
- Rotating cleaning machine and wet vac
- Highly effective at removing cementitious grout residues
- Suitable for all acid-resistant materials, especially handmade terracotta tiles

**FOR INFORMATION OR ASSISTANCE**  
Write to [assistentzatecnica@mapei.it](mailto:assistentzatecnica@mapei.it)



Technical Data Sheet  
UltraCare Keranet Crystals



**PACKAGING**  
1 and 5 kg drums.

**YIELD**  
Based on dilution, the degree of dirt and the surface to be treated.





# UltraCare Keranet Easy

## Cleaning solutions

**DESCRIPTION** Ready-to-use acid spray cleaning product that also removes cementitious residues immediately after grouting. Removes surface residues of cement, lime and efflorescence. Suitable for cleaning the back side of porcelain tiles.

- WHERE TO USE**
- Cleaning of internal and external surfaces that have been grouted using mortars for cementitious grouts.
  - Can be used on all acid-resistant materials such as porcelain, ceramic, glass mosaic, quarry tiles, terracotta and acid-resistant natural stone.
  - Ready and easy to use, it can be used also immediately after grouting.
  - When installing large-format tiles, it is perfect for removing fresh cementitious grout residues to avoid the "frame effect".
  - It is also suitable for cleaning the back side of tiles prior to installation, especially with large formats.
  - Suitable for leaning surfaces at the end of site operations.

**TECHNICAL DATA** Dilution rate: ready to use  
Contact time: approximately 1-2 minutes

- ADVANTAGES**
- Quick and simple application
  - Ready to use, available in spray bottle
  - High performance
  - Perfect when installing large-format tiles to avoid picture framing
  - Can be used on the back side of tiles to remove any contamination
  - Allows quick and easy removal of any residue immediately after grouting
  - Can also be used the day after grouting to remove any light traces of remaining cementitious residues

**FOR INFORMATION OR ASSISTANCE**  
Write to [assistentzatecnica@mapei.it](mailto:assistentzatecnica@mapei.it)



Technical Data Sheet  
UltraCare Keranet Easy



**PACKAGING**  
750 ml bottle with spray.

**YIELD**  
Based on the degree of dirt/residues and the surface to be treated.



# UltraCare Kerapoxy Cleaner

## Cleaning solutions

**DESCRIPTION** Ready-to-use special cleaning product to remove epoxy residues.

- WHERE TO USE**
- Used both for fresh cleaning operations and after completing laying work to remove traces and stains of epoxy residues from ceramic and glass mosaic coating layers.
  - Ready to use, it can be used immediately after grouting as well as being able to remove cured residues.
  - It is also suitable for cleaning the tools used to apply epoxy grouts.

**TECHNICAL DATA** Dilution rate: ready to use  
Contact time: up to 15-20 minutes

- ADVANTAGES**
- Quick and simple application
  - Ready to use, available in spray bottle
  - High performance
  - Ideal for cleaning at point of installation
  - Suitable for porcelain, ceramics and glass mosaic
  - Quick and easy application

**FOR INFORMATION OR ASSISTANCE**  
Write to [assistentzatecnica@mapei.it](mailto:assistentzatecnica@mapei.it)



Technical Data Sheet  
UltraCare Kerapoxy Cleaner



**PACKAGING**  
750 ml bottle with spray and 5 l tank.

**YIELD**  
Based on the degree of dirt/residues and the surface to be treated.



# UltraCare Mould Remover

## Cleaning solutions

**DESCRIPTION** High-penetration detergent with immediate effect to remove mould.

**WHERE TO USE**

- Treatment of surfaces deteriorated by moulds and algae.
- It quickly removes moulds and hygienises stone surfaces, stone, render (including painted render), cement, terracotta, grouts, ceramic, glass and klinker.

**TECHNICAL DATA**

Dilution rate: ready to use  
Contact time: 10 minutes

**ADVANTAGES**

- It hygienises stone surfaces, stone, render (including painted render), cement, terracotta, grouts, ceramic, glass and klinker
- It quickly removes moulds
- Quick and simple application
- Ready to use, with spray
- Use in interior, exterior, on floors and walls

**FOR INFORMATION OR ASSISTANCE**  
Write to [assistentzatecnica@mapei.it](mailto:assistentzatecnica@mapei.it)



Technical Data Sheet  
UltraCare Mould Remover



**PACKAGING**  
750 ml bottle with spray.

**YIELD**  
Up to 30 m<sup>2</sup> of surface (one coat) according to the absorbency level and the surface finish of the substrate to be treated.



# UltraCare Multicleaner

## Cleaning solutions

**DESCRIPTION** Concentrated cleaner with a very high yield for everyday cleaning and maintenance of surfaces.

**WHERE TO USE** Effective and non-aggressive clean of surfaces such as porcelain and ceramic tiles, concrete flooring, parquet with oil or paint finish, terrazzo and terracotta, marble, granite and natural stone, also on polished natural stone that is sensitive to aggressive detergents, quartz and marble agglomerates, flooring in LVT, linoleum, rubber and PVC, acrylic resin flooring created using the **Mapecoat TNS** range.

- Thanks to its neutral pH level, this product is suitable for use on all washable floors, even the most delicate ones.
- It can be used both indoors and outdoors.

**TECHNICAL DATA**

Dilution rate: diluted with water from 1:20 to 1:200 depending on the level of dirt to be removed  
Contact time: 5 minutes  
(at a dilution of 1:200 it does not need to be rinsed)

**ADVANTAGES**

- Indoor, outdoor, walls and floors
- High yield
- Floor cleaner
- Biodegradability
- Highly concentrated (to be diluted)
- Dries without streaks when diluted
- Suitable for treated and untreated surfaces

**FOR INFORMATION OR ASSISTANCE**  
Write to [assistentzatecnica@mapei.it](mailto:assistentzatecnica@mapei.it)



Technical Data Sheet  
UltraCare Multicleaner



**PACKAGING**  
1 and 5 litres tanks.

**YIELD**  
Up to 1500 m<sup>2</sup> (diluted 1:200).



# UltraCare Multicleaner Spray

## Cleaning solutions

**DESCRIPTION** Ready-to-use professional cleaner.

**WHERE TO USE** Effective and non-aggressive clean of:

- ceramic and porcelain tiles;
- all stone material;
- plastic laminates;
- LVT, linoleum, rubber and PVC;
- glass, mirrors and mosaic;
- quartz and marble agglomerates;
- metal profiles and surfaces.

- Ideal for daily cleaning of natural stone, ceramic and quartz and marble agglomerate worktops, shower enclosures, walls dressed with glass mosaic or ceramic tiles, glass and mirrors.
- It can be used both indoors and outdoors.

**TECHNICAL DATA**

Dilution rate: ready to use  
Contact time: does not require rinsing

**ADVANTAGES**

- Quick and simple application
- Ready to use, available in spray bottle
- Suitable for kitchen and bathroom
- Biodegradability
- Easy to use
- Perfect for ceramic and glass tiles, agglomerates, laminates, enamelled surfaces, glass and mirrors
- Dries without leaving streaks

**FOR INFORMATION OR ASSISTANCE**  
Write to [assistentzatecnica@mapei.it](mailto:assistentzatecnica@mapei.it)



Technical Data Sheet  
UltraCare Multicleaner Spray



**PACKAGING**  
750 ml bottle with spray.

**YIELD**  
Based on the degree of dirt and the surface to be treated.



# UltraCare Anti-Mould Protector

## Protectors

**DESCRIPTION** High-performance, mould-resistant water-based protective solution.

**WHERE TO USE**

- Protection of stone, render (including painted render), cement, terracotta, grouts, ceramic and klinker from the formation of moulds.
- Grants efficient and durable colourless protection against the formation of moulds and prevents the risk of unpleasant staining.
- Suitable for wall application, both in interior and exterior.

**TECHNICAL DATA**

Dilution rate: ready to use

**ADVANTAGES**

- Suitable for stone, render (including painted render), cement, terracotta, grouts, ceramic and klinker
- Grants efficient and durable colourless protection against the formation of moulds
- Quick and simple application
- Ready to use, with spray
- For wall application, both in interior and exterior

**FOR INFORMATION OR ASSISTANCE**  
Write to [assistentzatecnica@mapei.it](mailto:assistentzatecnica@mapei.it)



Technical Data Sheet  
UltraCare Anti-Mould Protector



**PACKAGING**  
750 ml bottle with spray.

**YIELD**  
Up to 30 m<sup>2</sup> of surface (one coat) according to the absorbency level and the surface finish of the substrate to be treated.



# UltraCare Grout Protector

## Protectors

**DESCRIPTION** Water dispersion for protecting cementitious grouts and porcelain tiles.

**WHERE TO USE**

- Stain-resistant protector specifically formulated for joints sealed with cementitious grouts and for full-body porcelain flooring.
- Gives a durable and periodically renewable (according to use and exposure) stain-resistant protection, both to the ceramic flooring and the cementitious grouts.

**TECHNICAL DATA**

Dilution rate: ready to use  
Surface drying time: 4-8 hours

**ADVANTAGES**

- Use in interior, exterior, on floors and walls
- Ready to use
- High yield
- High performance
- Does not alter appearance, colour or shine of the surface and does not create a film over it
- Dries quickly
- The product grants durable stain protection. The treatment can be repeated over time
- Has excellent UV stability and retains good protective capacities even after multiple washings

**FOR INFORMATION OR ASSISTANCE**  
Write to [assistentzatecnica@mapei.it](mailto:assistentzatecnica@mapei.it)



Technical Data Sheet  
UltraCare Grout Protector



**PACKAGING**  
750 ml bottle with spray.

**YIELD**  
Up to 40 m<sup>2</sup> of surface (one coat) according to the absorbency level and the surface finish of the substrate to be treated.



# UltraCare Grout Release

## Protectors

**DESCRIPTION** Product in water dispersion for protecting pre-grouting on pervious materials.

**WHERE TO USE**

- Stain-resistant protector specific for thin polished ceramic tiles. It is used as pre-grouting treatment (for cementitious grouts) to reduce the risk of staining and facilitate cleaning, avoiding unpleasant halos or picture-framing effect.
- The product is also ideal for terracotta, klinker and natural, artificial and engineered stone.
- Suitable for cementitious grouts.

**TECHNICAL DATA**

Dilution rate: ready to use  
Surface drying time: 4-8 hours

**ADVANTAGES**

- Use in interior, exterior, on floors and walls
- Resistant to UV rays
- Suitable for contact with food
- Quick and simple application
- Suitable for cementitious grouts
- Ready to use, easy to apply
- Reduces the risk of halos or picture-framing effect
- Particularly suitable for grouting large format tiles
- Ideal for polished porcelain tiles, terracotta, klinker and natural, artificial and engineered stone

**FOR INFORMATION OR ASSISTANCE**  
Write to [assistentzatecnica@mapei.it](mailto:assistentzatecnica@mapei.it)



Technical Data Sheet  
UltraCare Grout Release



**PACKAGING**  
1 litre tank.

**YIELD**  
Up to 40 m<sup>2</sup> of surface (one coat) according to the absorbency level and the surface finish of the substrate to be treated.





# UltraCare Intensifier S

## Protectors

**DESCRIPTION** Solvent-based blend of polymers with high penetration capacity, for a colour enhancing and protective effect.

- WHERE TO USE**
- Innovative, solvent-based formulation used to preserve and enhance the colour of stone (including stone with a polished surface), terracotta, terrazzo, marble-chip tiles, cementine tiles and engineered stone both in interior and exterior.
  - When applied on the surface of the material, it refreshes and enhances its colour and gives it a very bright finish.
  - Its particular solvent-based formulation helps it absorb into the material, even those which are particularly compact or have a polished finish.
  - Ideal for windowsills, doorsteps, decorative features and worktops.

**TECHNICAL DATA** Dilution rate: ready to use  
Surface drying time: 2-3 hours

- ADVANTAGES**
- Quick and simple application
  - Ready to use
  - Resistant to UV rays
  - Enhances the colour of natural stone (including stone with a polished finish)
  - Suitable for terracotta, terrazzo, marble-chip tiles, cementine tiles and engineered stone
  - Suitable for application on walls and floors, both in interior and exterior

**FOR INFORMATION OR ASSISTANCE**  
Write to [assistentzatecnica@mapei.it](mailto:assistentzatecnica@mapei.it)



Technical Data Sheet  
UltraCare Intensifier S



**PACKAGING**  
1 litre tank.

**YIELD**  
Up to 50 m<sup>2</sup> of surface (one coat) according to the absorbency level and the surface finish.



# UltraCare Intensifier W

## Protectors

**DESCRIPTION** Water-based polymeric microemulsion with high penetration capacity and protecting and enhancing effect.

- WHERE TO USE**
- Innovative, water-based formulation used to preserve and enhance the colour of natural stone with medium-high absorbency, terracotta, terrazzo, marble-chip tiles, cementine tiles and engineered stone both in interior and exterior.
  - When applied on the surface of the material, it refreshes and enhances its colour and gives it a very bright finish.
  - Thanks to its water-based composition, it can be applied also on evenly damp surfaces.
  - Ideal for windowsills, doorsteps, decorative features and worktops.

**TECHNICAL DATA** Dilution rate: ready to use  
Surface drying time: > 60 minutes

- ADVANTAGES**
- Quick and simple application
  - Ready to use, does not need to be diluted
  - Resistant to UV rays
  - Enhances the colour of natural stone with medium-high absorbency
  - Suitable for terracotta, terrazzo, marble-chip tiles, cementine tiles and engineered stone
  - Suitable for application on walls and floors, both in interior and exterior, even on slightly damp surfaces

**FOR INFORMATION OR ASSISTANCE**  
Write to [assistentzatecnica@mapei.it](mailto:assistentzatecnica@mapei.it)



Technical Data Sheet  
UltraCare Intensifier W



**PACKAGING**  
1 litre tank.

**YIELD**  
Up to 30 m<sup>2</sup> of surface (one coat) according to the absorbency level and the surface finish.



# UltraCare Stain Protector S

## Protectors

**DESCRIPTION** Solvent-based, natural effect blend of polymers with protective and stain-resistant properties.

**WHERE TO USE**

- Solvent-based water and oil-repellent protector for stain-resistant treatment of terracotta, brickwork, stone, marble and granite, cementine tiles and engineered stone, both in internal and external surroundings.
- The product reduces the amount of water, oil and grease absorbed by the surfaces, making them easier to maintain and clean.
- Can be used on floors and coatings, work surfaces, kitchen tops and bathrooms.

**TECHNICAL DATA**

Dilution rate: ready to use  
Surface drying time: 2-3 hours  
Set to light foot traffic: 2 hours

**ADVANTAGES**

- Resistant to UV rays
- Quick and simple application
- Ready to use
- Gives good protection from water and oils without affecting the aesthetic finish of surfaces
- Suitable for application in interior and in exterior, on walls and floors
- It does not create a film on the surface and does not affect the original colour and breathability of the material. It also has a good UV stability
- Dries quickly, easy to apply

**FOR INFORMATION OR ASSISTANCE**  
Write to [assistentzatecnica@mapei.it](mailto:assistentzatecnica@mapei.it)



Technical Data Sheet  
UltraCare Stain Protector S



**PACKAGING**  
1 litre tank.

**YIELD**  
Up to 30 m<sup>2</sup> of surface (one coat) according to the absorbency level and the surface finish of the substrate to be treated.



# UltraCare Stain Protector W

## Protectors

**DESCRIPTION** Water-based, natural effect polymer emulsion with protective and stain-resistant properties for matt surfaces.

**WHERE TO USE**

- Stain-resistant treatment of absorbent materials such as terracotta, brickwork, unpolished natural stone and granite, cementine tiles and engineered stone, both in internal and external surroundings.
- The product reduces the amount of water, oil and grease absorbed by the surfaces, making them easier to maintain and clean.
- Suitable for contact with foodstuffs.
- Can be used on floors and coatings, work surfaces, kitchen tops and bathrooms.
- Thanks to its water-based composition, it can be applied also on not completely dry floors and coatings.

**TECHNICAL DATA**

Dilution rate: ready to use  
Surface drying time: 1-2 hours  
Set to light foot traffic: 2 hours

**ADVANTAGES**

- Resistant to UV rays
- Ready to use
- Suitable for contact with food
- Gives good protection from water and oils without affecting the aesthetic finish of surfaces
- Suitable both for interior and exterior application, even on slightly damp surfaces
- It does not create a film on the surface and does not affect the original colour and breathability of the material
- The product has a good UV stability
- Dries quickly, easy to apply

**FOR INFORMATION OR ASSISTANCE**  
Write to [assistentzatecnica@mapei.it](mailto:assistentzatecnica@mapei.it)



Technical Data Sheet  
UltraCare Stain Protector W



**PACKAGING**  
1 litre tank.

**RESA**  
Up to 10-20 m<sup>2</sup> of surface (one coat) according to the absorbency level and the surface finish.



# UltraCare Stain Protector W Plus

## Protectors

**DESCRIPTION** Water-based, natural effect polymer emulsion with protective and stain-resistant properties.

- WHERE TO USE**
- Stain-resistant treatment of terracotta, brickwork, natural stone, marble and granite (including with polished finish), porcelain tiles, cementine tiles and engineered stone, both in internal and external surroundings.
  - The product reduces the amount of water, oil and grease absorbed by the surfaces, making them easier to maintain and clean.
  - Suitable for contact with foodstuffs.
  - Can be used on floors and coatings, work surfaces, kitchen tops and bathrooms.
  - Thanks to its water-based composition, it can be applied also on not completely dry floors and coatings.

**TECHNICAL DATA**

Dilution rate: ready to use  
Surface drying time: 1-2 hours  
Set to light foot traffic: 2 hours

- ADVANTAGES**
- Suitable for contact with food
  - Resistant to UV rays
  - Gives good protection from water and oils without affecting the aesthetic finish of surfaces, including polished ones
  - Suitable both for interior and exterior application, even on slightly damp surfaces
  - It does not create a film on the surface and does not affect the original colour and breathability of the material
  - The product has a good UV stability
  - Dries quickly, easy to apply

**FOR INFORMATION OR ASSISTANCE**  
Write to [assistentzatecnica@mapei.it](mailto:assistentzatecnica@mapei.it)



Technical Data Sheet  
UltraCare Stain Protector W Plus



**PACKAGING**  
1 litre tank.

**YIELD**  
Up to 40 m<sup>2</sup> of surface (one coat) according to the absorbency level and the surface finish.



# UltraCare Fuga Fresca

## Complementary products

**DESCRIPTION** Polymeric paint to refresh the colour of the cementitious grout joints between tiles.

- WHERE TO USE**
- Ready-to-use paint quickly and easily applied to to refresh and modify the colour of cementitious grouts in interior.
  - Can also be used to eliminate irregularities in the colour of grouts.
  - Thanks to its special characteristics and excellent covering qualities, allows joints with a uniform colour to be produced with lower water absorption that are easy to clean.

**TECHNICAL DATA**

Set to light foot traffic: 2 hours  
Waiting time before putting the treated surface in contact with water: 24 hours  
Colours: 40 colours from the **Mapei** coloured grouts range

- ADVANTAGES**
- Ready to use
  - Quick and easy to apply; shake/stir well before use
  - Excellent covering effect
  - Protects joints and makes routine cleaning easier
  - Available in 40 colours from the **Mapei** coloured grouts range

**FOR INFORMATION OR ASSISTANCE**  
Write to [assistentzatecnica@mapei.it](mailto:assistentzatecnica@mapei.it)



Technical Data Sheet  
UltraCare Fuga Fresca



**PACKAGING**  
1 kg drums and 160 g dosage canister.

**YIELD**  
According to the size of the joints and tiles.



# UltraCare Smooth Silicone

## Complementary products

**DESCRIPTION** Smoothing product for finishing sealants during application.

**WHERE TO USE**

- Suitable for all types of sealants (acetic, neutral, polyurethane etc.).
- It facilitates the finishing of the sealant after its application and contributes in creating smooth, compact surfaces without hollows that could ease dirt pick up and lead to future formation of moulds.

**TECHNICAL DATA**

Dilution rate: ready to use

**ADVANTAGES**

- Makes finishing flexible joints easier
- Suitable for most of the surfaces commonly used in the building industry
- For all types of sealants (acetic, neutral, polyurethane etc.)
- Does not leave residues
- Suitable for application in interior, in exterior, on walls and floors
- Quick and simple application
- Ready to use, with spray

**FOR INFORMATION OR ASSISTANCE**  
Write to [assistenza@mapel.it](mailto:assistenza@mapel.it)



Technical Data Sheet  
UltraCare Smooth Silicone



**PACKAGING**  
750 ml bottle with spray.

**YIELD**  
Up to 350 metres of sealant, according to the type of sealant and the size of the joints.



## Notes

### \*MOST COMMONLY USED SUBSTRATES IN THE BUILDING INDUSTRY

- Well cured, dry cementitious screeds and screeds made from special binders (such as **Topcem** and **Mapecem**).
- Heated floors.
- Stable and cured concrete floors.
- Cementitious render and lime-mortar render.
- Interior cellular cement block walls primed with **Primer G**.
- Gypsum and anhydrite provided that they are dry and primed with **Primer G** or **Eco Prim T Plus**.
- Plasterboard when rigidly supported.
- Waterproofing membranes from the **Mapelast** or **Mapegum WPS** range.
- Uncoupling, anti-fracture, waterproofing membranes such as **Mapeguard UM 35**.



# EVERYTHING'S OK WITH MAPEI

**HEAD OFFICE**  
**MAPEI SpA**  
Via Cafiero, 22  
20158 Milan  
+39-02-37673.1  
[mapei@mapei.it](mailto:mapei@mapei.it)  
[mapei.com](http://mapei.com)

