

PURTOP EASY RANGE

EASY WATERPROOFING
THE READY-TO-USE POLYURETHANE



MAPEI





**PURTOP EASY RANGE.
READY-TO-USE POLYURETHANE
PRODUCTS FOR EASY AND FAST
WATERPROOFING OF BALCONIES,
TERRACES AND TANKS.**

PURTOP EASY RANGE

Protection and waterproofing

Mapei Group has always been attuned to the latest market trends and to the needs expressed by its clients and every day dedicates extensive resources to develop **new technologies** for protecting and waterproofing structures.

In each and every formulation, **Mapei** combines the quality, technology, safety and durability of its products with simplicity, versatility and speed during application. This all goes together to guarantee the satisfaction of both clients and users of the products.

Mapei added the **Purtop Easy Range** – ready-to-use polyurethane products for **waterproofing in just one single coat** – to its solutions for waterproofing balconies, terraces and tanks.

The **high elasticity** and **excellent bond-strength** to substrates of these particular products make them ideal for both new and old builds, rapidly guaranteeing a perfect waterproofing solution.

Their versatility also allows each installer to choose their preferred application method: with a **trowel** or by **spray**.



Drinking water tanks



Balconies with old tiles



Deteriorated terraces



Old flat roofs



Easy waterproofing

The products of the **Purtop Easy Range** are versatile and easy to apply. They consist of **three polyurethane membranes**.

- **Purtop Easy**
- **Purtop Easy T**
- **Purtop Easy DW**

They are used for **waterproofing balconies, terraces, roofs** and **surfaces open to foot traffic** in general. They also provide excellent results when waterproofing **storage tanks** and **basins** for drinking water.

Ideal for both **new and old structures**, the **Purtop Easy Range** of membranes may be used for an extensive range of applications.

Perfect for substrates made from various materials such as **cementitious screeds** and **substrates, old tiles, bituminous membranes** and **metal**, they are all suitable for the various **application methods** employed: with a **trowel** or by **spray**.



The Purtop Easy Range

It consists of **three** different types of **membranes**.



PURTOP EASY

One-component elastic polyurethane membrane with **coloured finish** or coating for waterproofing new or existing balconies, terraces, flat roofs and surfaces open to foot traffic.



PURTOP EASY T

One-component, elastic, transparent polyurethane membrane for waterproofing existing balconies, terraces, flat roofs and surfaces open to foot traffic.



PURTOP EASY DW

Two-component elastic polyurethane membrane for waterproofing new or existing drinking water **tanks** and **basins**.





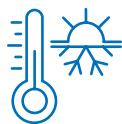
Advantages of the Purtop Easy Range

Highly elastic and durable, the membranes from the **Purtop Easy Range** are **just as easy to apply** with a brush, trowel or by spray on both horizontal and vertical surfaces. Specifically, **Purtop Easy** may be applied **in just one single coat** by adding **Purtop ADY**, which helps it **dry more quickly**.

All the membranes are characterised by their **excellent mechanical properties**, which remain unaltered even at **low temperatures** (down to -40°C). Once applied they guarantee **total impermeability** to structures, even in the presence of **ponding water**.

These **membranes are certified** against **root penetration** and as being suitable for **contact with drinking water** and for use by **foot traffic**.

They also remain **stable when exposed to UV rays**, particularly **Purtop Easy T** thanks to its **aliphatic** nature.



RESISTANT TO LOW
AND HIGH TEMPERATURES
(from -40°C to $+80^{\circ}\text{C}$)



RESISTANT
TO UV RAYS



FULLY
IMPERMEABLE



RESISTANT
TO ROOT PENETRATION



CE-MARKED
MEMBRANES



ETA CERTIFIED
SYSTEM



EXCELLENT
AND FULL ADHESION
TO SUBSTRATES



RESISTANT
TO PONDING
WATER




RESISTANT
TO FOOT
TRAFFIC




Application and layers for Purtop Easy

Purtop Easy may be used for waterproofing new structures and for refurbishing old structures, **even without removing flooring**. **Purtop Easy** may have an exposed finish or a new coating for exterior may be applied on it.


New builds




Renovations



New builds



Renovations





Application and layers for Purtop Easy

1. Preparation of the substrate

After checking and cleaning the substrate the membrane is to be applied on, the surface needs to be treated with a suitable primer. Which primer to use depends on the nature of the substrate.

Cementitious
substrates



Primer SN
Primer PU Fast
Primer EP4 Fast

Old bituminous
membranes



Mapecoat
I 600 W
diluted 1:1 with water

Metal
roofs



Mapedeck
Primer 200

Existing
tiles



Primer SN

2. Application of the membrane

Once the primer has cured, apply two coats of **Purtop Easy** with a trowel or by spray and lay on **Mapetex FG** glass fibre mesh so it becomes embedded in the membrane.

Alternatively, by adding **Purtop ADY** to the membrane, only one coat will be needed. The final thickness should never be less than 1.2 mm.

3. Finish of the membrane

When a durable **attractive coloured finish** or a non-slip finish is required, coat **Purtop Easy**, within 24-48 hours of application, with **Mapecoat PU 20 N**, two-component polyurethane aliphatic finish, to be applied in at least two coats.

To obtain a non-slip finish, add micronized polyamide **Mapecoat Filler** to **Mapecoat PU 20 N** during the mixing phase.

If a **ceramic tiling** is to be installed on **Purtop Easy**, it is possible to use the epoxy-polyurethane adhesive **Keralastic** or the epoxy adhesive **Kerapoxy Adhesive**.


Alternatively, use the cementitious adhesive **Kerabond** mixed with **Isolastic** as is. When using **Kerabond** cementitious adhesive, it is necessary to apply on dry **Purtop Easy** membrane a thin layer of **Purtop Easy** broadcast, while still fresh, with **Quartz 0.5**.



Application and layers for Purtop Easy T

Purtop Easy T is **transparent**, which makes it the perfect membrane for waterproofing balconies and terraces without altering their original beauty.

Existing balconies and terraces



1. Preparation of the substrate

Make sure that the flooring is firmly bonded to the substrate and that there are no cracks. Apply a coat of **Purtop Easy T Primer** with a clean rag.

2. Application of the membrane

Apply **two coats** of **Purtop Easy T** with a trowel, roller or brush over the entire surface to form a coat with a **final thickness** of **1 mm**.

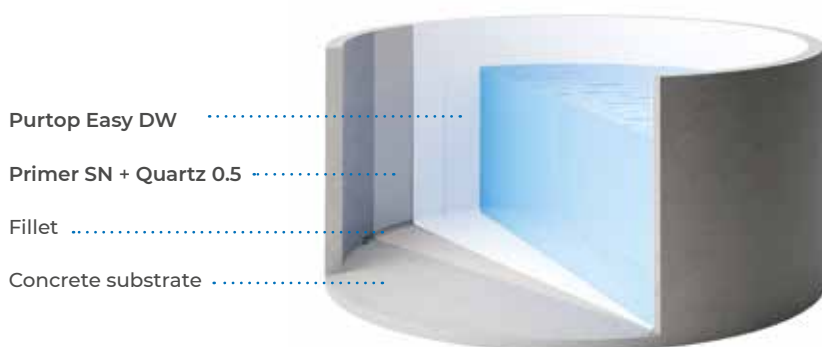
To create a **non-slip finish**, broadcast the surface with fine quartz sand and go over the surface again with a roller and a little waterproofing product.



Application and layers for Purtop Easy DW

Purtop Easy DW has been specifically developed for waterproofing concrete and metal **storage tanks and basins**. It is suitable for contact with **drinking water**.

New or existing tanks and basins



1. Preparation of the substrate

Prepare the substrate in the same way as for **Purtop Easy**, using a primer suitable for the type of substrate.

2. Application of the membrane

Mix the two components of **Purtop Easy DW** together and apply two coats with a trowel or roller: the **final thickness** should be **2 mm**.

Wait at least 10 days after applying the second coat of **Purtop Easy DW** before making the storage tank or basin ready for use.



Purtop Easy Range certified quality

The membranes from the **Purtop Easy Range** comply with the requirements of current European standards. They have also undergone severe testing in order to qualify for specific certification, such as **ETAG 005, suitability for contact with drinking water** and **resistance to root penetration**, as well as for **CE marking**.





Projects using the Purtop Easy Range

Waterproofing of existing balcony and terrace
with Purtop Easy - Magenta (Milan)






Projects using the Purtop Easy Range

Restoration of a waterproofing membrane on a terrace
using Purtop Easy - Milan



Waterproofing of a terrace with Purtop Easy Milan





Projects using the Purtop Easy Range

Waterproofing of a flat roof with Purtop Easy Catania



Waterproofing of a private terrace with Purtop Easy Messina





Projects using the Purtop Easy Range

Restoration of a waterproofing membrane using
Purtop Easy - Novi Ligure (Alessandria)



Restoration of balcony waterproofing with Purtop Easy T Milan





Projects using the Purtop Easy Range

Restoration of balcony waterproofing with Purtop Easy T Colombia



Restoration of drinking water tank with Purtop Easy DW
Ali di Dolo (Venice)



EVERYTHING'S OK WITH MAPEI

HEAD OFFICE
MAPEI SpA
Via Cafiero, 22
20158 Milan
Tel. +39-02-37673.1
mapei@mapei.it
mapei.com

