



# MAINTENANCE GUIDE FOR MAPECOAT TNS ACRYLIC RESIN SYSTEMS



# Maintenance guide for **Mapecoat TNS acrylic resin** systems

In order to preserve the performance properties and aesthetic characteristics of **Mapecoat TNS** acrylic resin systems, they need to undergo regular maintenance to prevent premature wear and maintain their high performance over time.

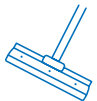


## GENERAL OVERWIEV

The amount of maintenance required for an acrylic resin playing surface varies according to its geographical location, and also to how frequently the playing surface is used.

A good maintenance programme should include a regular inspection of the entire surface.

## TOOLS AND EQUIPMENT REQUIRED



Sponge roller or squeegee



Leaf blower or heavy-duty broom



Single disc floor cleaner with soft bristles (such as a Pad or Green Disk)



Power washer (max. pressure 103 Bar – 1500 Psi)



Vacuum cleaner



Manual/ride-on cleaner/dryer



**UltraCare Multicleaner** detergent



## TYPES OF MAINTENANCE

### Routine maintenance for external surfaces

- Clean the surface with a leaf blower or heavy duty broom to remove all traces of dry dirt/residues (leaves and other detritus).
- Remove all standing water with a leaf blower, sponge roller or squeegee.
- Remove all residues of animal waste and stains in general using **UltraCare Multicleaner** (please refer to the data sheet for information on how to use the product).

### Routine maintenance for internal surfaces

- Clean the surface using a heavy-duty vacuum cleaner to remove all traces of dry dirt/residue (debris of various nature).
- Remove stains in general using **UltraCare Multicleaner** (please refer to the data sheet for information on how to use the product).

### Scheduled maintenance for external surfaces

- Clean surface with a power washer (maximum pressure must not exceed 103 Bar or 1500 Psi), maintaining a distance of at least 30 cm between the nozzle and surface; keep the lance moving constantly (holding it in one position for too long could damage the surface).
- Clean the surface with a single disc floor cleaner (fitted with a Pad or Green Disk) and water jet; clean the surface slowly, starting from the centre of the surface and respecting any existing slopes in the surface.

### Scheduled maintenance for internal surfaces

- Clean the surface with a cleaner/dryer or with a rotary floor cleaner with soft bristles (such as a pad Pad or Green Disk) to clean the surface with water and detergent, thereby preventing mould or fungi from appearing and removing any traces of food or drink.
- If more thorough cleaning is required, use **UltraCare Multicleaner** detergent and then rinse the surface (please refer to the respective technical data sheet for information on how to use the product).
- For more persistent stains, the surface will need to be cleaned with **UltraCare Multicleaner** detergent diluted as specified on the product's technical data sheet and then passed over gently with a rotary floor cleaner with soft bristles. To avoid damaging the surface, it is recommended to use hand brushes with soft nylon bristles.

**Note:** If a different detergent from **UltraCare Multicleaner** is used, it is recommended to apply it to a small area of the surface, leave it to react for around 15 minutes and then rinse it off to verify its effect by comparing it with an area that hasn't been treated. **Never use solvents or thinners on Mapecoat TNS surfaces.**

If a drive-on cleaner/dryer is used, it is recommended to take extra care when manoeuvring and to avoid turning too sharply or steering on the spot to avoid damaging the surface.



## CORRECT USE OF MAPECOAT TNS ACRYLIC SURFACES

It is recommended to make appropriate use of surfaces created with **Mapecoat TNS** acrylic resin systems by following a few simple rules:

### Sports surfaces:

- Wear suitable sports shoes, preferably with light coloured soles to reduce signs and streaks left on the surface.
- Do not drop chewing gum on the surface.
- Do not drop cigarettes on the surface.
- If drinks are spilt, rinse the surface with plenty of water before they have the chance of leaving a stain on the surface. If they are not rinsed in time, refer to the section regarding cleaning surfaces.
- **Mapecoat TNS** surfaces for sports use **must not be transited by vehicles**.  
If vehicles need to transit over the surface to carry out maintenance work, appropriate precautions must be taken:
  - > Place supports on the surface (wooden planks, rubber panels, etc.) to protect it from tyres and, if required, stabilisers to distribute loads over a wider area.
  - > Drive the vehicle in a straight line and do not turn the steering wheel too quickly when manoeuvring or if the vehicle is parked.
  - > Before going onto the surface with a **vehicle with an engine**, make sure there are no oil or petrol leaks. If there are any leaks, do not go onto the surface until the leaks have been repaired.
- Make sure all **equipment and tools** used for maintenance and normal or scheduled cleaning operations is in order and working correctly.
- Do not position tools and furniture (umpire's chair, benches, etc.) with high spot-load points without placing blocks of wood, rubber, etc. on the surface beforehand to distribute loads over a wider area.

### Surfaces for urban paving:

- Make sure all **equipment and tools** used for maintenance and routine or scheduled cleaning operations is in order and working correctly.
- Do not use brushes with steel bristles if using a road cleaner; use brushes with soft bristles.

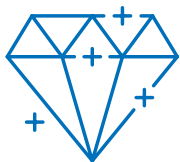


## ACCIDENTAL DAMAGES AND REPAIRS

If a **Mapecoat TNS** surface has been accidentally or deliberately damaged, it is recommended to contact Mapei Technical Services to assess the damage and advise the most appropriate and correct solution to carry out repairs.

Repair work must be carried out by qualified personnel with experience in applying this type of product and with a thorough knowledge of the processes and materials.

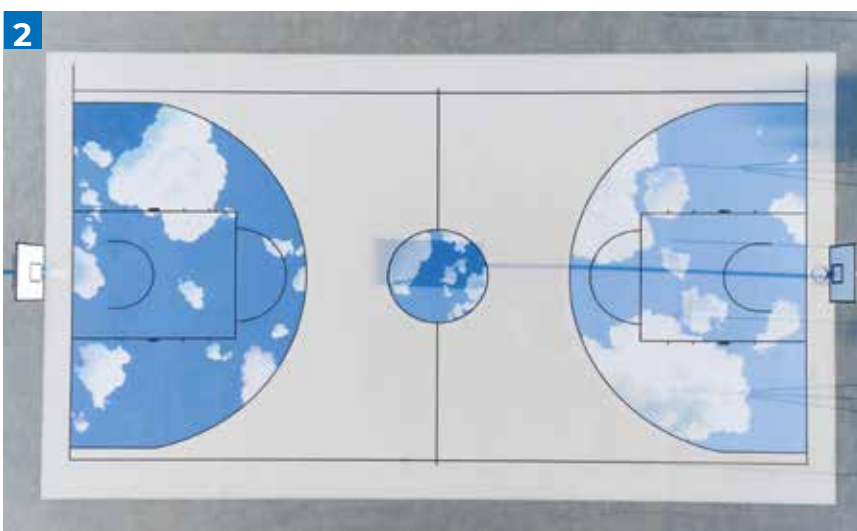




# Project references



**1** OPEN TOUR CTA  
China



**2** PUBLIC BASKETBALL  
AND VOLLEYBALL  
PLAYGROUND  
Forlì - Italy



**3** ROVERETO TENNIS CLUB  
Rovereto - Italy

# EVERYTHING'S OK WITH MAPEI

**HEAD OFFICE**  
**MAPEI SpA**  
Via Cafiero, 22  
20158 Milan  
+39-02-37673.1  
mapei@mapei.it  
mapei.com



Specialised division of MAPEI SpA

