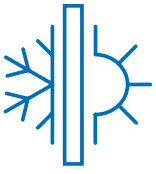


MAPETHERM X2 SYSTEM

Double the insulation, savings
for you and the environment



Mapetherm X2 System

Double the insulation, reduce emissions

Mapetherm X2 System is the **Mapei** system that **doubles external insulation**. A method that allows old and obsolete external insulation to be used as a base for a **higher performing** external insulating system.

Mapetherm X2 System is **highly sustainable** because it makes the most of the old external insulation, incorporates recycled materials and enables **CO₂ emissions to be reduced**, making the heating in your home more efficient.

By keeping the old external insulation there are savings in disposal costs, the production of potentially hazardous waste is avoided and purchasing of new materials is rationalised: a win for both you and the environment.

Double the insulation in 3 steps

1

Verify the existing system*

By taking a series of core samples, verify the cohesion and condition of each single element present and the layout and position of any plugs and fasteners used.



2

Design of the new external insulation*

After calculating the thermal loads, choose the most suitable materials and installation system, taking into account any areas that need to be filled and blended in with the existing elements and the layout of any plugs and mechanical fasteners required.



3

Installation of the new external insulation

If necessary, repair and consolidate the existing external insulation where required and install the new insulation according to the specifications for the system chosen.

**Specifications to be defined by the design engineer.*

How to treat existing external insulation



CONDITION OF EXISTING EXTERNAL INSULATION	ACTIVITY
Structurally sound	Hygienise, clean and prepare the existing façade, proceed with installation of the new external insulation.
Good condition, requires consolidation	Replace any damaged or deteriorated insulating panels, repair damaged areas, hygienise, clean and consolidate the substrate before proceeding with installation of the new external insulation.
Very poor condition	Completely remove the old external insulating system, dispose of all waste in line with current norms and regulations, install a new system.

Advantages



REDUCES EMISSIONS OF HARMFUL AND CLIMATE-CHANGING SUBSTANCES.



REDUCES ENVIRONMENTAL IMPACT THANKS TO THE POSSIBILITY OF NOT HAVING TO REMOVE THE OLD EXTERNAL INSULATING SYSTEM.



MAY QUALIFY FOR LOCAL **ENERGY INCENTIVE PROGRAMS**.



GIVES FAÇADES A NEW LOOK.



REDUCES OVERALL WORK COSTS.

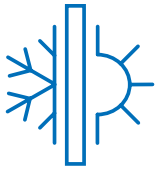


REDUCES OVERALL WORK TIMES.



TEN-YEAR INSURANCE OF THE NEW INSULATION.





Mapetherm X2 System Standard cycle

Suitable for all situations

A **double, sustainable external insulating** system with a beautifully uniform colour finish, including **bright colours**, and **resistant for years**.





- 1** Old deteriorated external insulation
- 2** Hygieniser: **Silancolor Cleaner Plus**
- 3** Primer: **Malech**
- 4** Adhesive: **Mapetherm ARI GG**
- 5** Insulating panel: EPS - polystyrene
- 6** Fasteners: **Mapetherm-Ejotherm S1**
- 7** Reinforced skim coat: **Mapetherm ARI GG + Mapetherm Net**
- 8** Undercoat: **Silancolor Base Coat Plus** in a matching colour
- 9** Final thick coating: **Silancolor AC Tonachino Plus**



What makes it so special

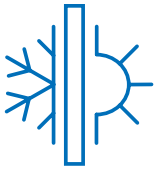
Mapetherm ARI GG

One-component cementitious mortar for bonding and skimming external insulating systems with **good workability** and a **non-drip consistency**, **adheres perfectly** to all types of **insulating panels** and all **building materials**.

Silancolor AC Tonachino Plus

Acrylic-siloxane thick coating available in various grain sizes. Available in a **wide range of shades**, including particularly bright colours. **Water-repellent** and **resistant to mould and algae**.






Mapetherm X2 System Strengthened cycle

Fast application, extra protection against impacts

An **insulation on insulation** system which, apart from insulating walls **sustainably**, protects them against **impact loads** from bikes and footballs.





1 Old deteriorated external insulation

2 Hygieniser: **Silancolor Cleaner Plus**

3 Primer: **Malech**

4 Adhesive: **Mapetherm ARI GG**

5 Insulating panel: EPS - polystyrene

6 Fasteners: **Mapetherm-Ejotherm S1**

7 Reinforced skim coat: **Mapetherm Flex RP** (in a matching colour) + **Mapetherm Net**

8 Final thick coating: **Elastocolor Tonachino Plus**

What makes it so special



Mapetherm Flex RP

Cement-free, fibre-filled, lightweight, **colourable**, elastic smoothing/skimming compound **resistant to biological aggression**. Reduces overall work times because **no curing or primer are required** before applying the finishing coat.

Elastocolor Tonachino Plus

Elastomeric, water-repellent, fibre-reinforced, elastic coating **resistant to algae and mould**. Thanks to its elasticity and fibre content it creates a **strengthening layer** that **counteracts the effect of stresses** in the substrate, preventing the formation of cracks and **concealing any micro-cracks**.



EVERYTHING'S OK WITH MAPEI

HEAD OFFICE
MAPEI SpA
Via Cafiero, 22
20158 Milan
+39-02-37673.1
mapei.com
mapei@mapei.it

