

# Systems for quick renovation of ceramic tile flooring



**Fast Track**  **System**  
Ready



With this booklet we would like to present Mapei's **rapid systems** for bonding ceramic and stone material, which has been made possible thanks to the use of products with **Fast Track technology** that allows installation work to be carried out quickly. Information about the systems and products offered by our company may be found on our website:

[www.mapei.com](http://www.mapei.com)



## INDEX

page

**2**



**FAST SYSTEM FOR WATERPROOFING  
AND FIXING CERAMIC TILE ON TERRACES  
AND FLAT ROOFS ONTO EXISTING FLOORING**

page

**4**



**FAST SYSTEM FOR WATERPROOFING  
AND INSTALLING CERAMIC TILES ON BALCONIES**

page

**6**



**FAST WATERPROOFING SYSTEM  
FOR RENOVATION OF WET ENVIRONMENTS**

page

**8**



**FAST SYSTEM FOR INSTALLING  
OR REPAIRING FLOORING  
IN COMMERCIAL AREAS**

page

**10**



**FAST SYSTEM FOR FIXING CERAMIC TILES  
ON EXISTING CERAMIC TILE FLOORING**

page

**12**



**FAST SYSTEM FOR LAYING TILES ON TILES  
BY USING AN ANTI-FRACTURE MEMBRANE**

page

**14**



**RAPID SYSTEM FOR INSTALLING LARGE  
TILES ON AN ANTI-FRACTURE MEMBRANE**

page

**16**



**REMOVABLE SOUNDPROOFING  
AND CRACKS INSULATING SYSTEM**

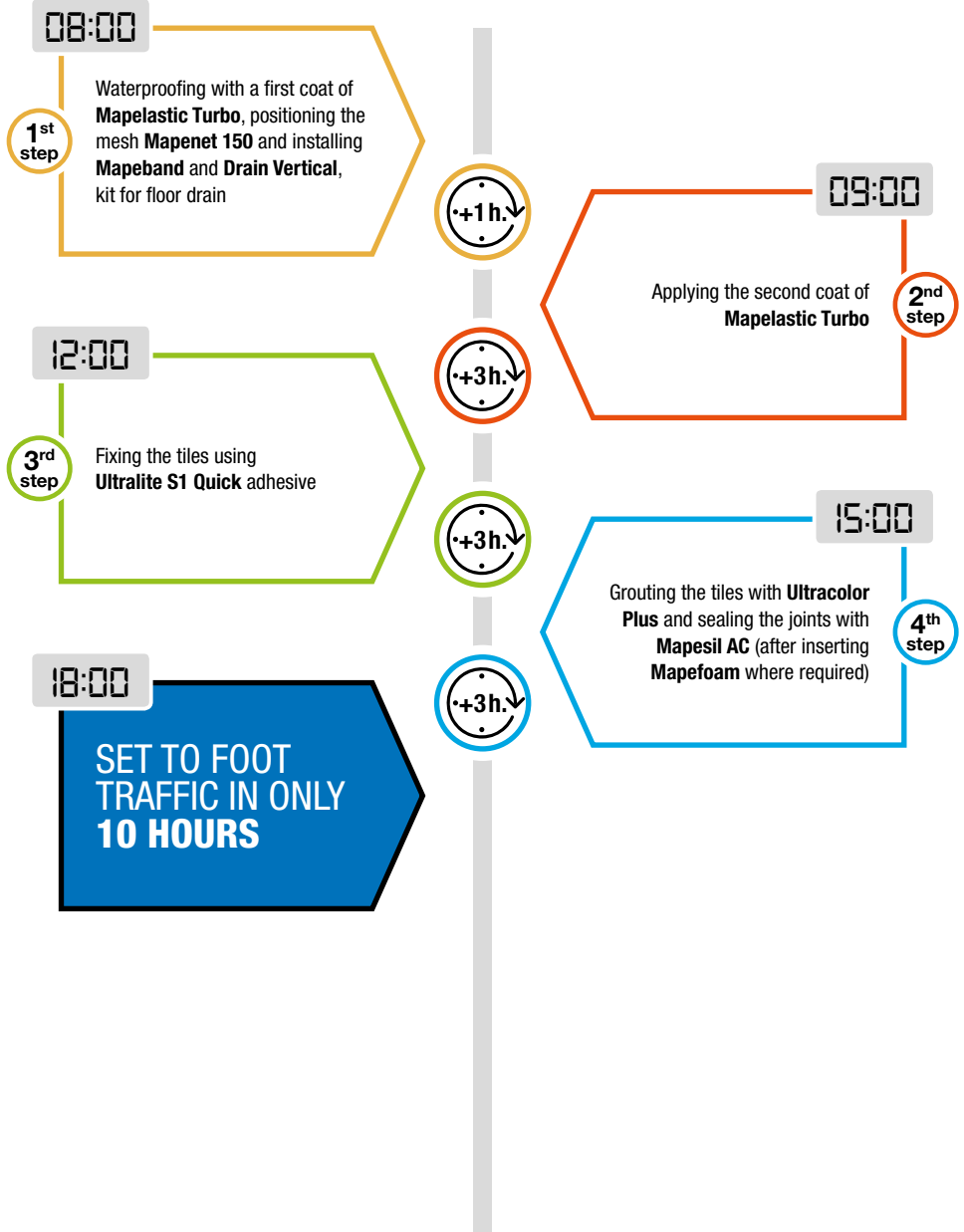
page

**18**



**FAST SYSTEM FOR BONDING NATURAL STONE  
OR CERAMIC TILES  
ON A SOUNDPROOFING LAYER**

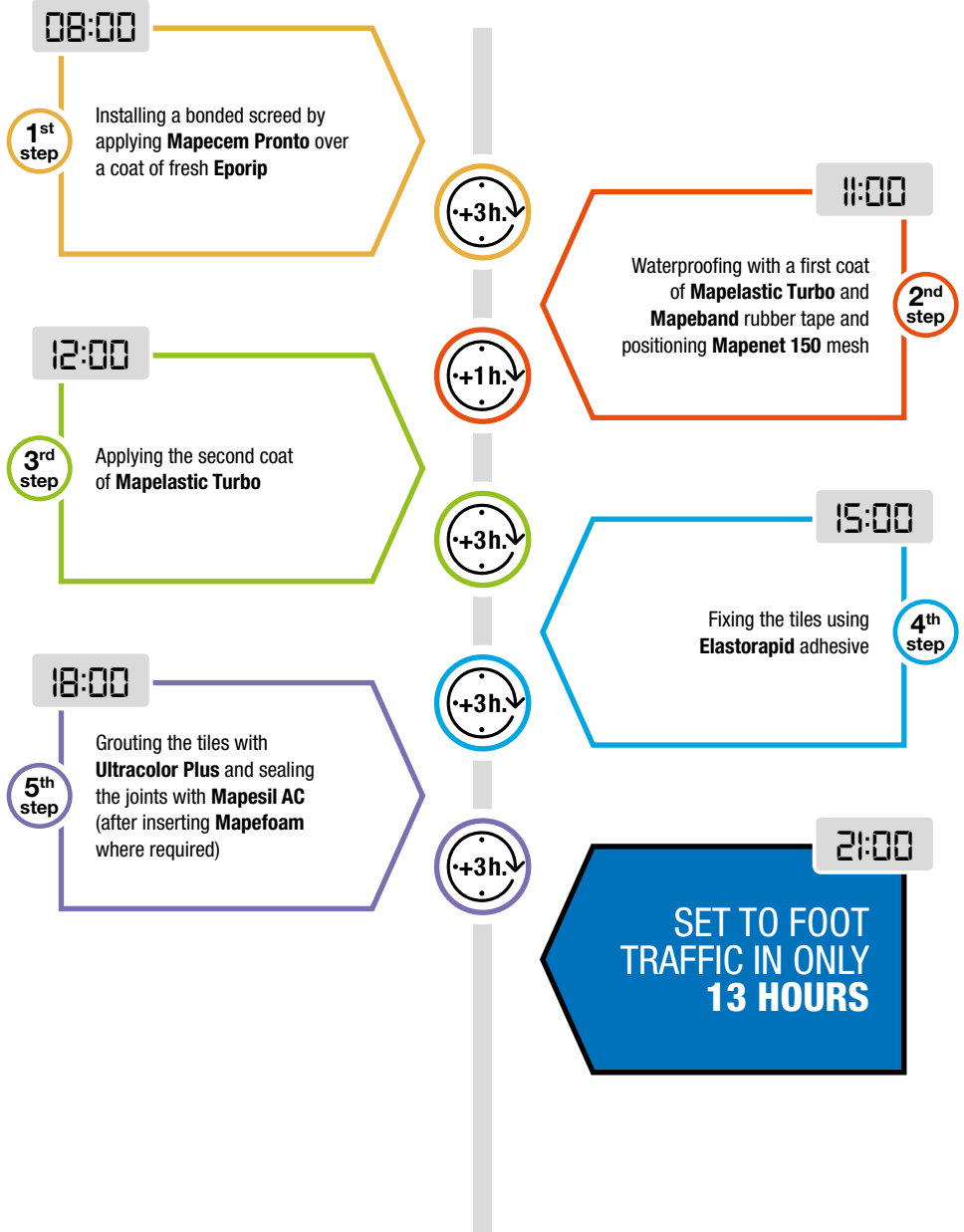
FAST SYSTEM FOR WATERPROOFING  
AND FIXING CERAMIC TILE ON TERRACES  
AND FLAT ROOFS ONTO EXISTING FLOORING



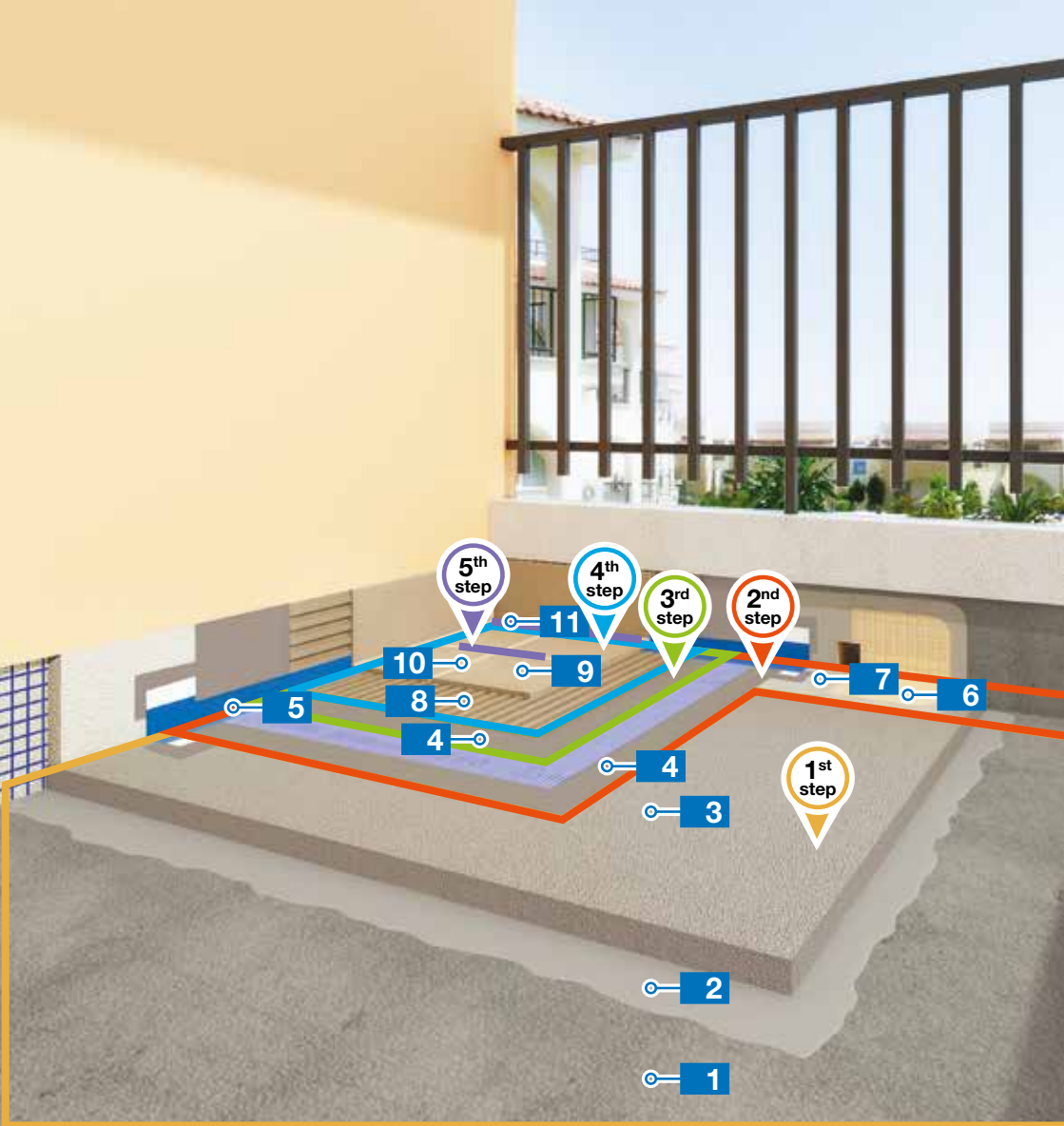


- |  |   |
|--|---|
| <b>1</b> Well bonded existing flooring                       | <b>6</b> Rubber tape<br><i>Mapeband</i>           |
| <b>2</b> Cementitious waterproofer<br><i>Mapelastc Turbo</i> | <b>7</b> Adhesive<br><i>Ultralite S1 Quick</i>    |
| <b>3</b> Fibre glass mesh<br><i>Mapenet 150</i>              | <b>8</b> Porcelain tiles                          |
| <b>4</b> Cementitious waterproofer<br><i>Mapelastc Turbo</i> | <b>9</b> Grout<br><i>Ultracolor Plus</i>          |
| <b>5</b> Floor drain<br><i>Drain Vertical</i>                | <b>10</b> Sealant<br><i>Mapesil AC + Mapefoam</i> |

# FAST SYSTEM FOR WATERPROOFING AND INSTALLING CERAMIC TILES ON BALCONIES







**1** Concrete

**2** Adhesion promoter  
*Eporip*

**3** Screed  
*Mapecem Pronto*

**4** Cementitious waterproofer  
*Mapelastik Turbo +  
Mapenet 150*

**5** Rubber tape  
*Mapeband*

**6** Wall drain  
*Drain Front*

**7** Epoxy adhesive  
*Adesilex PG4*  
broadcast with *Quartz 0.5*

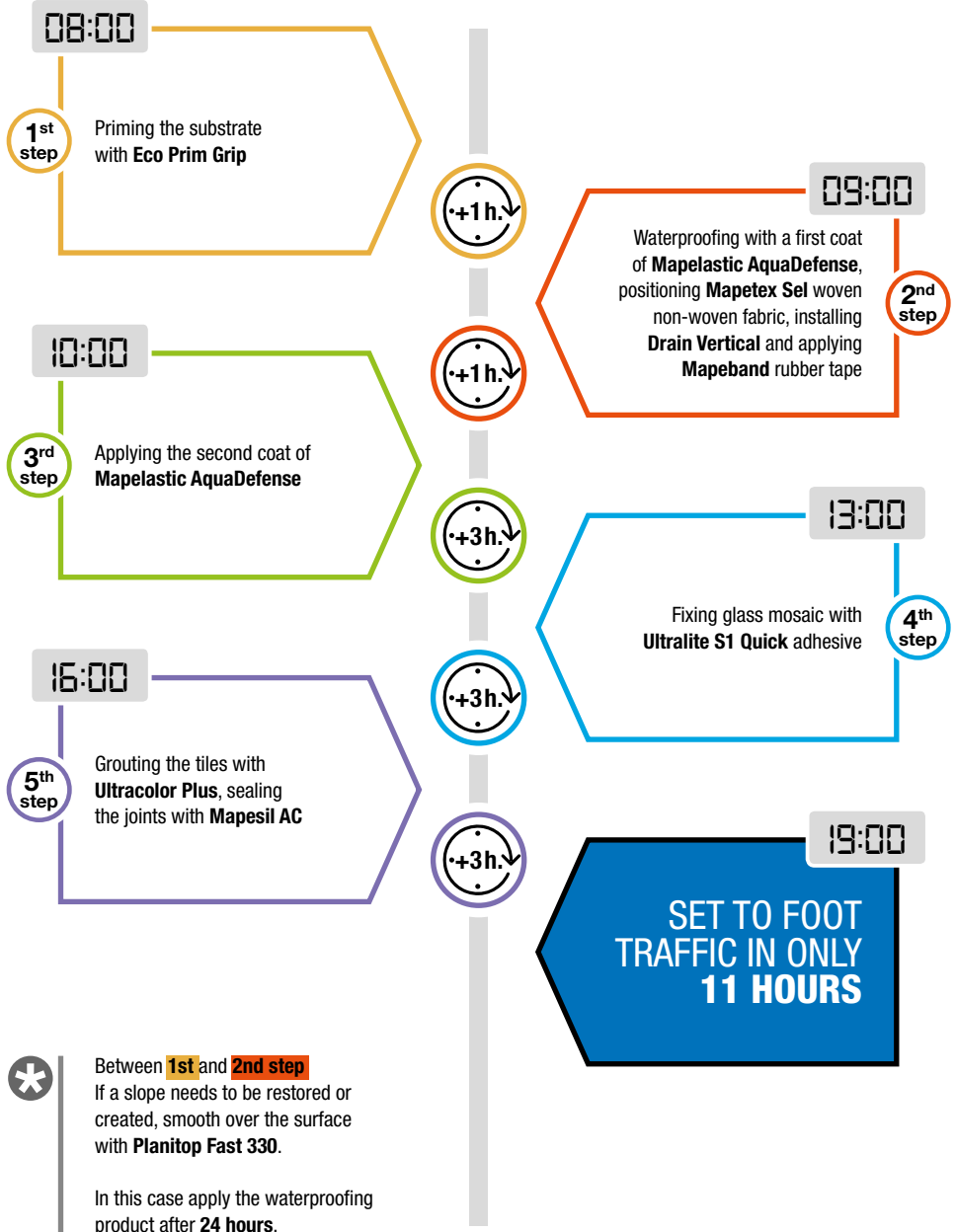
**8** Adhesive  
*Elastorapid*

**9** Ceramic tiles

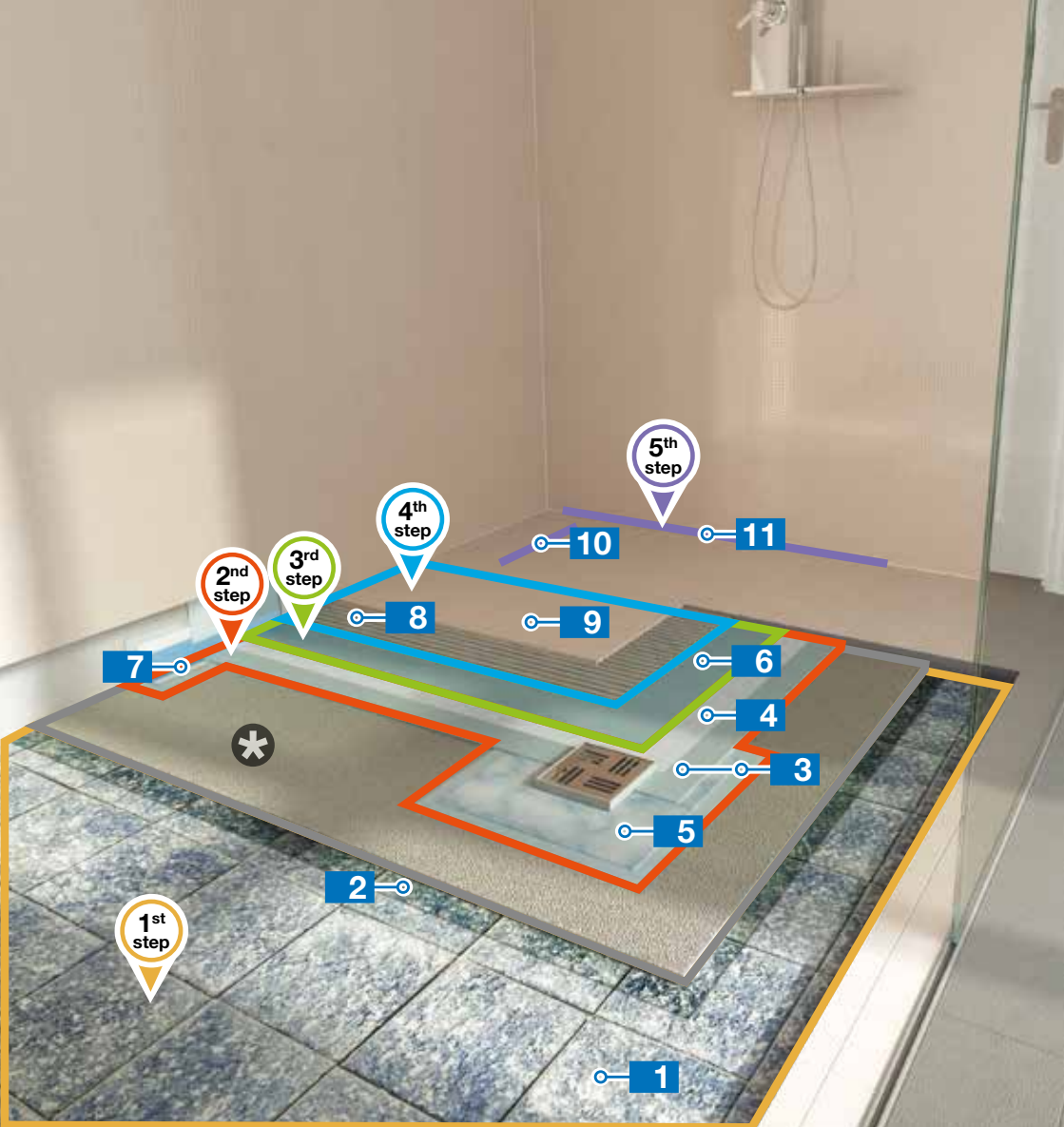
**10** Grout  
*Ultracolor Plus*

**11** Sealant  
*Mapesil AC*

# FAST WATERPROOFING SYSTEM FOR RENOVATION OF WET ENVIRONMENTS

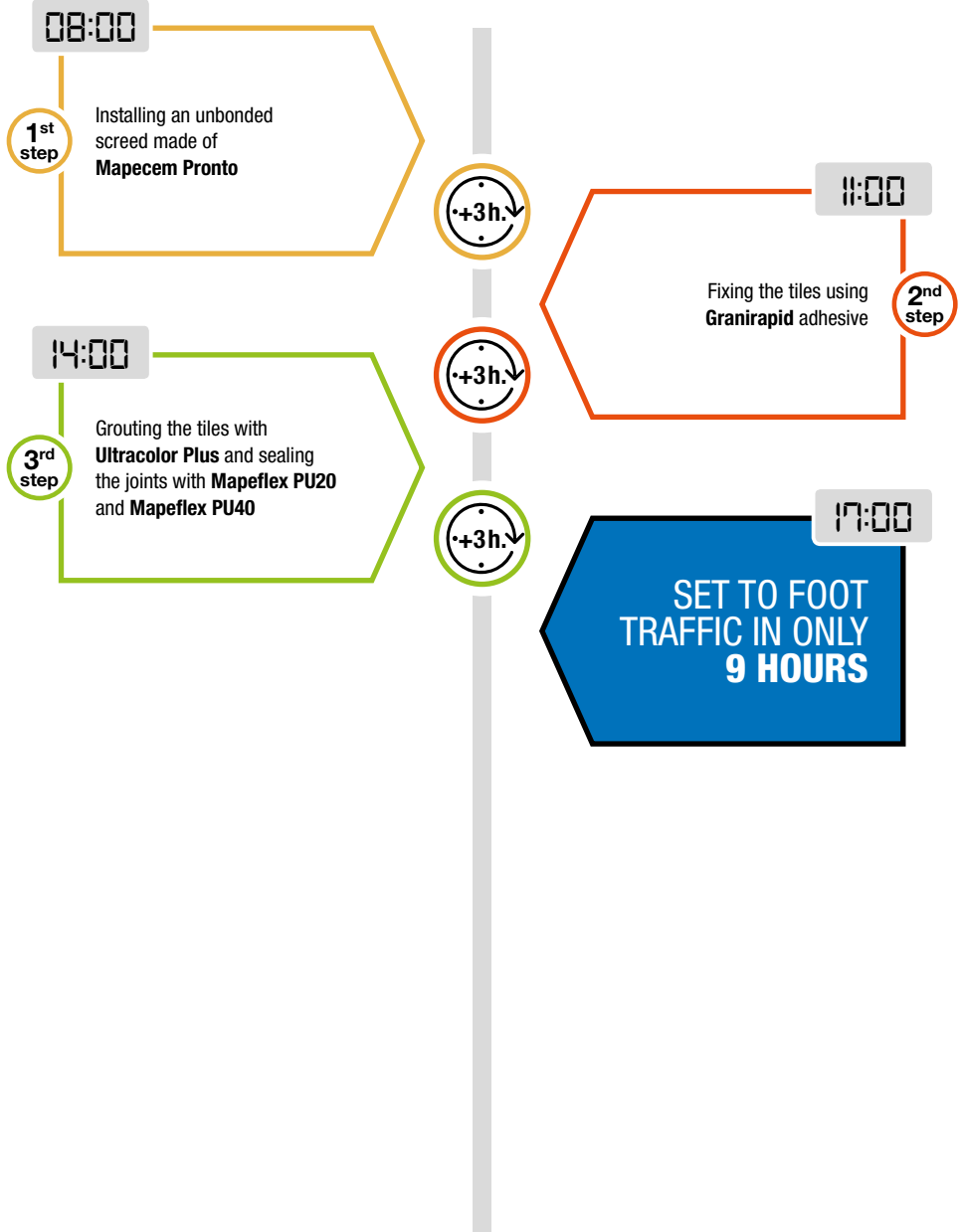






- |  |  |  |
|--|--|--|
| <b>1</b> Old tiles   | <b>6</b> Ready-to-use waterproofer<br><i>Mapelastich AquaDefense</i> | <b>11</b> Sealant<br><i>Mapesil AC</i> |
| <b>2</b> Primer<br><i>Eco Prim Grip</i>                              | <b>7</b> Rubber tape<br><i>Mapeband</i>                              |  |
| <b>3</b> Ready-to-use waterproofer<br><i>Mapelastich AquaDefense</i> | <b>8</b> Adhesive<br><i>Ultralite S1 Quick</i>                       |  |
| <b>4</b> Propylene TNT<br><i>Mapetex Sel</i>                         | <b>9</b> Glass mosaic  |  |
| <b>5</b> Floor drain<br><i>Drain Vertical</i>                        | <b>10</b> Grout<br><i>Ultracolor Plus</i>                            |  |

FAST SYSTEM FOR INSTALLING  
OR REPAIRING FLOORING  
IN COMMERCIAL AREAS





**1** Old cracked ceramic flooring

**2** Separating layer

**3** Screed  
*Mapecem Pronto*

**4** Adhesive  
*Granirapid*

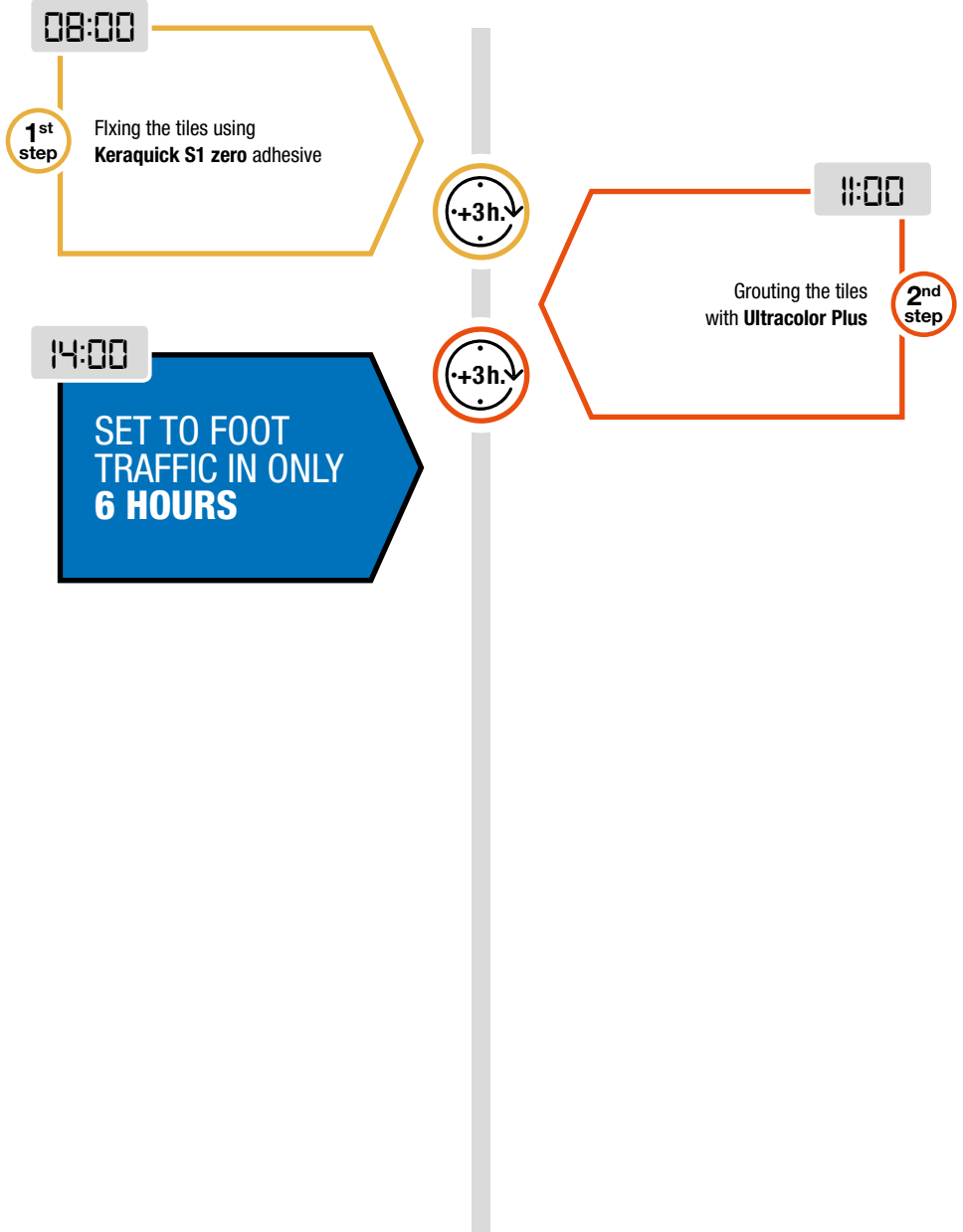
**5** Porcelain tiles

**6** Grout  
*Ultracolor Plus*

**7** Sealant  
*Mapeflex PU20*

**8** Sealant  
*Mapeflex PU40*

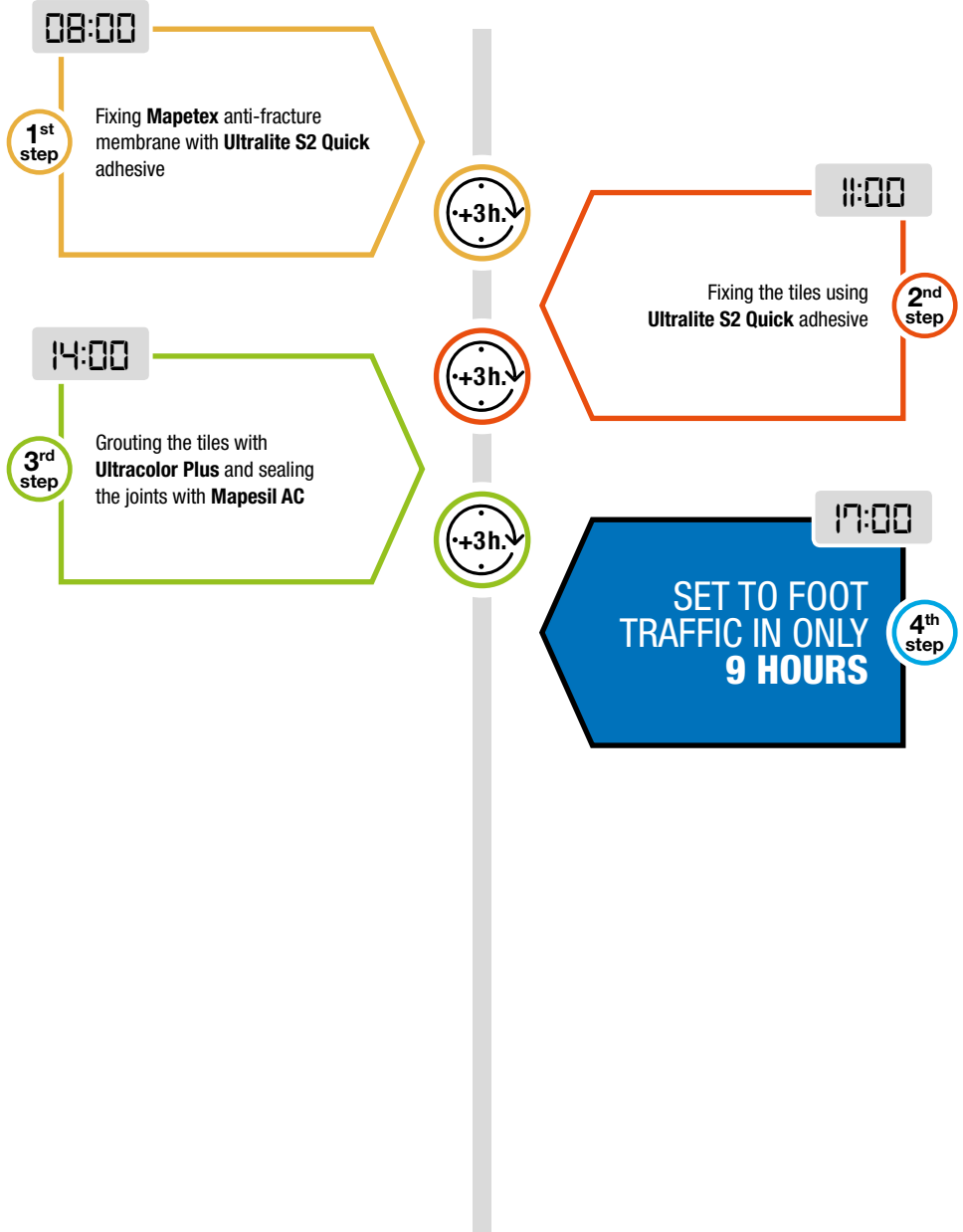
# FAST SYSTEM FOR FIXING CERAMIC TILES ON EXISTING CERAMIC TILE FLOORING





- 1 Existing terrazzo flooring
- 2 Adhesive  
*Keraquick S1 zero*
- 3 Rectified porcelain tiles
- 4 Grout  
*Ultracolor Plus*

# FAST SYSTEM FOR LAYING TILES ON TILES BY USING AN ANTI-FRACTURE MEMBRANE



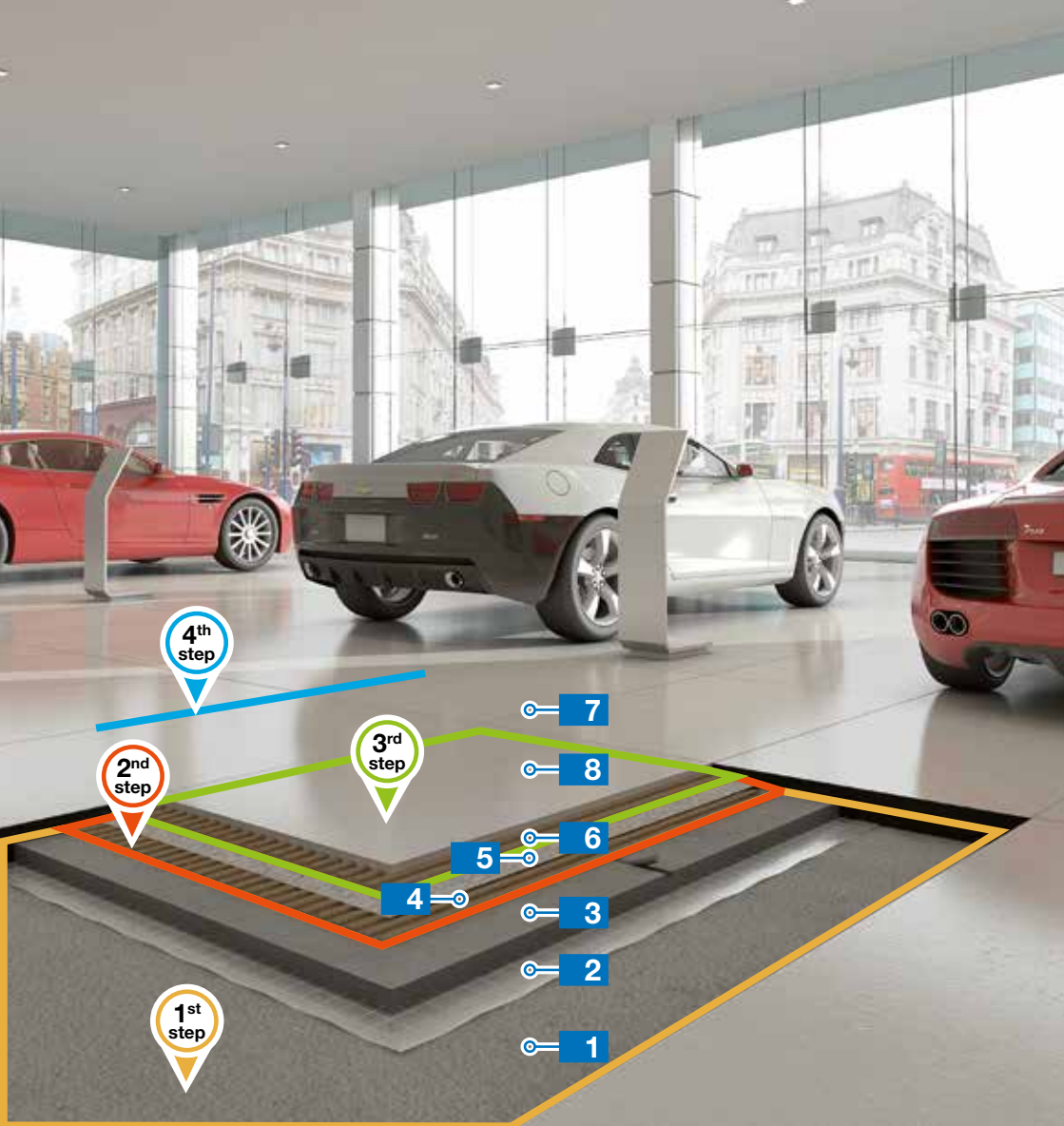




- |   |  |
|---|--|
| <b>1</b> Existing flooring                        | <b>6</b> Grout<br><i>Ultracolor Plus</i> |
| <b>2</b> Adhesive<br><i>Ultralite S2 Quick</i>    | <b>7</b> Sealant<br><i>Mapesil AC</i>    |
| <b>3</b> Anti-fracture membrane<br><i>Mapetex</i> |  |
| <b>4</b> Adhesive<br><i>Ultralite S2 Quick</i>    |  |
| <b>5</b> Thin porcelain tiles                     |  |

# RAPID SYSTEM FOR INSTALLING LARGE TILES ON AN ANTI-FRACTURE MEMBRANE



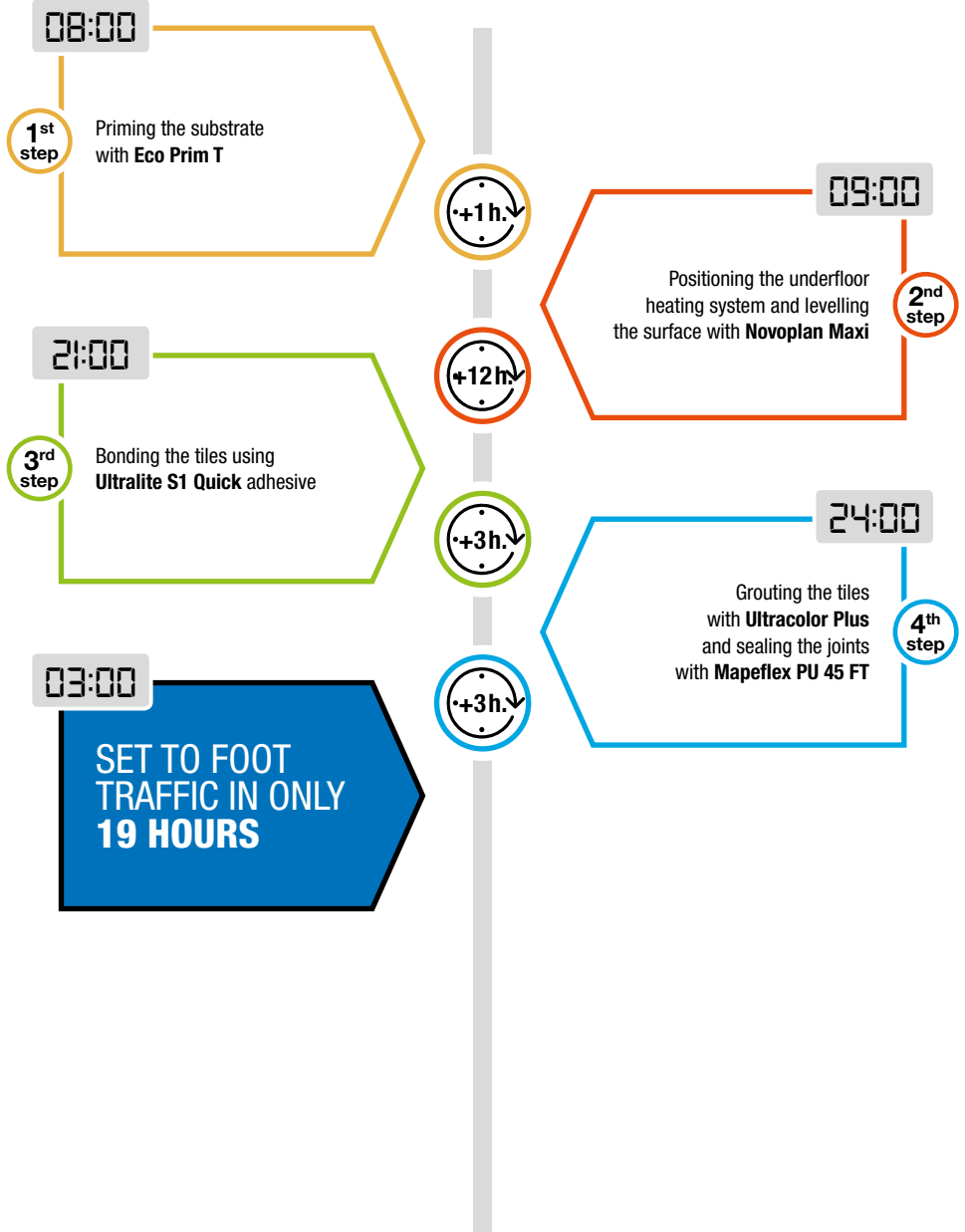


- 1** Concrete substrate
- 2** Damp proofing barrier
- 3** Screed  
*Mapecem Pronto*
- 4** Adhesive  
*Ultralite S2 Quick*

- 5** Non-woven fabric sheet  
*Mapetex System*
- 6** Adhesive  
*Ultralite S2 Quick*
- 7** Grout  
*Ultracolor Plus*

- 8** Large format thin  
porcelain tiles

# FAST SYSTEM FOR INSTALLING THIN PORCELAIN TILES ON THIN HEATING SYSTEMS






- |   |  |
|---|--|
| <ul style="list-style-type: none"> <li><b>1</b> Existing ceramic flooring</li> <li><b>2</b> Primer<br/><i>Eco Prim T</i></li> <li><b>3</b> Thin underfloor heating system</li> <li><b>4</b> Smoothing compound<br/><i>Novoplan Maxi</i></li> <li><b>5</b> Adhesive<br/><i>Ultralite S1 Quick</i></li> <li><b>6</b> 6 mm-thick thin porcelain tiles</li> </ul> | <ul style="list-style-type: none"> <li><b>7</b> Grout<br/><i>Ultracolor Plus</i></li> <li><b>8</b> Sealant<br/><i>Mapeflex PU 45 FT</i></li> </ul> |
|---|--|

# FAST SYSTEM FOR BONDING NATURAL STONE OR CERAMIC TILES ON A SOUNDPROOFING LAYER









- |  |  |  |
|--|--|--|
| <b>1</b> Cementitious screed                                 | <b>6</b> Screed<br><i>Mapecem Pronto</i> | <b>11</b> Sealant<br><i>Mapesil LM</i> |
| <b>2</b> Perimeter band<br><i>Mapesilent Band R</i>          | <b>7</b> Adhesive<br><i>Elastorapid</i>  |  |
| <b>3</b> Soundproofing membrane<br><i>Mapesilent Comfort</i> | <b>8</b> Marble                          |  |
| <b>4</b> Sealing tape<br><i>Mapesilent Tape</i>              | <b>9</b> Grout<br><i>Ultracolor Plus</i> |  |
| <b>5</b> Damp-proofing barrier                               | <b>10</b> Sealant<br><i>Mapesil AC</i>   |  |

# NOTES



# NOTES





● **Technical documentation**

From the technical area menu you can view the technical documentation divided per product lines and type of document.

**HEAD OFFICE**  
MAPEI S.p.A.  
Via Cafiero, 22 - 20158 Milan  
Tel. +39-02-37673.1  
Fax +39-02-37673.214  
Internet: [www.mapei.com](http://www.mapei.com)  
E-mail: [mapei@mapei.it](mailto:mapei@mapei.it)