

RANGE ULTRACOAT

SYSTEMS FOR
PROTECTING PARQUET



On the cover:
Teatro Massimo
Palermo - Italy

INDEX



page 4	Ultracoat Aqua Plus
page 5	Ultracoat Binder
page 6	Ultracoat Filler S1
page 7	Ultracoat Universal Base
page 8	Ultracoat Base One
page 9	Ultracoat Solvent Base
page 10	Ultracoat Premium Base
page 11	Ultracoat Toning Base
page 12	Ultracoat Easy Plus
page 13	Ultracoat Traffic MT
page 14	Ultracoat High Traffic
page 15	Ultracoat Soft Touch
page 16	Ultracoat Oil products
page 17	Ultracoat Oil
page 18	Ultracoat Oil Plus
page 19	Ultracoat Oil Color
page 20	Ultracoat Oil Wax
page 21	Ultracoat Oil Care
page 22	Ultracoat Cleaner
page 23	Ultracoat Remover Plus
page 24	Ultracoat Polish Anti-Slip
page 25	Ultracoat Polish Matt

page 26	Complementary products for installing parquet
page 27	Ultracoat Roller T3 Ultracoat Roller T5 Ultracoat Roller T10
page 28	Ultracoat Roller MT8 Ultracoat Roller Quick Ultracoat SR Ultracoat Pad
page 29	Ultracoat Oil Pad Ultracoat Steel Spatula
page 30	Quick guide to choosing
page 37	Selection Chart
page 38	Certifications
page 39	Guide for maintenance operations on parquet floors treated with products of the Ultracoat range



SYSTEMS FOR PROTECTING PARQUET: ULTRACOAT RANGE



Quick, simple systems to protect parquet

Further to the success of our products for laying wood, from the **Mapei** laboratories we now offer the **Ultracoat** range of water-based products to protect parquet.

Products which respect both human health and the environment

Mapei has always had our health and respect for the environment at heart, and the latest developments of the **Ultracoat** range, a series of water-based products with a low emission level of VOC reflects these considerations.

Products with NO NMP and CERTIFIED EC1

The **Ultracoat** water-based systems contain no traces of NMP, a solvent which, over the years, has been proved to be a risk for human health, because it continues to emit harmful substances even after applying products in which it is contained.

Ultracoat water-based systems, easy to apply

Varnishing parquet is a delicate step.

Mapei has carefully assessed problems which normally arise on site, to formulate a range of water-based products which are extremely easy to use.

Ultracoat: water-based systems which offer high or extremely high protection for parquet

The products in the **Ultracoat** range have been specially formulated so that highly-protective systems for parquet may be easily and quickly applied, to protect even those floors which are subject to a high level of pedestrian traffic.

Ultracoat: water-based systems with class B_{f1}-s1 and C_{f1}-s1 fire resistance certification

Ultracoat Aqua Plus



Solvent and NMP-free, odourless, water-based binder, to be mixed with wood flour, for grouting wooden floors with very low emission level of volatile organic compounds (VOC). Suitable for Ultracoat water-based varnishing cycles and *Ultracoat Oil*.

- Filler with high residual solids content.
- High adhesion and filling capacity.
- Low viscosity.
- Excellent workability.
- Suitable for all sanding systems.
- EMICODE: EC1 Plus - very low emission.

Packaging: 5 litre tanks (2 x 5 litre boxes).



Ultracoat Binder



Solvent and NMP-free, water-based binder, to be mixed with wood flour from any type of wood, including Merbau, for grouting wooden floors with very low emission level of volatile organic compounds (VOC). Suitable for Ultracoat water-based varnishing cycles and Ultracoat Oil.

- Filler with high residual solids content.
- For exotic wood species.
- High adhesion and filling capacity.
- Low viscosity.
- Excellent workability.
- Rapid drying and sanding.
- Suitable for all sanding systems.
- EMICODE: EC1 Plus - very low emission.

Packaging: 5 litre tanks.



Ultracoat Filler S1



Solventborne, alcohol-based, quick-drying filler, used in combination with Ultracoat water-based lacquers, suitable for sanded and untreated wooden floors, including most exotic wood species.

- Solvent-based binder.
- High bonding and filling properties.
- Low viscosity.
- Excellent workability.
- Suitable on any type of wooden floor.
- Very quick drying.

Packaging: 10 l tanks.



Ultracoat Universal Base



One-component, NMP-free, water-based rapid base coat with low emission level of volatile organic (VOC), for wooden floors.

- One-component rapid water-based product.
- Easy application.
- Excellent covering capacity.
- Ultra-rapid drying, even at low temperatures.
- Easy sanding.

Packaging: 5 litre tanks (boxes of 2 x 5 litre).



Ultracoat Base One



One-component, water-based, fast and toning base coat with an high insulating capacity for Ultracoat water-based finishing cycles.

- One-component, water-based, toning base coat.
- Suitable for preparing traditional pre-sanded wooden floors and floors requiring repair to create a finish in almost exactly the same shade as solvent-based products.
- Easy to apply.
- Good covering capacity.
- Quick-drying.
- Easy sanding.

Packaging: (A + B): 5 litre tanks + (boxes of 2 x 5 litre).



Ultracoat Solvent Base



Alcohol-based, quick-drying base coat for the preparation of solid, pre-sanded and wooden floors requiring repair.

- Suitable to use in combination with water-based lacquers from the **Ultracoat** range products.
- It is suitable for sanded and untreated wooden floors.
- It is suitable for almost any type of wooden floor, including exotic wood species.
- Very quick drying.

Packaging: 10 l tanks.



Ultracoat Premium Base



Two-component, NMP-free, water-based base coat with low emission level of volatile organic compounds (VOC) and high insulating capacity, for Ultracoat water-based finishing cycles on wooden floors.


- Two-component, water-based base coat with high insulating capacity.
- Suitable for wood species rich in tannins and other extracts.
- Easy application.
- Excellent covering capacity.
- Easy sanding.
- Enhances the natural tone of wood.

FIRE RESISTANT PROTECTION SYSTEM

Packaging: (A + B): two 5 litre tanks + two 1 litre bottles.



Ultracoat Toning Base



Two-component, water-based toning base coat with high insulating capacity for Ultracoat water-based finishing cycles.

Low emission of volatile organic compounds with no NMP. Suitable for preparing traditional wooden floors and floors under repair to create a finish in almost exactly the same shade previously achieved only through solvent based products.

Packaging: (A + B): two 5 litre tanks + two 1 litre bottles.



Ultracoat Easy Plus



One-component, water-based 100% polyurethane varnish with very low emission level of volatile organic compounds (VOC) and NMP-free, highly resistant to wear and abrasion, for wooden floors. Suitable for floors subject to medium or high pedestrian traffic.

- One-component, water-based product.
- 100% aliphatic, self-reticulating polyurethane resins.
- High covering capacity.
- High resistance to abrasion and marks from rubber soles.
- Good chemical resistance: 1C in compliance with ÖNORM C 2354 class C / EN 13501.
- Enhances the natural tone of wood.
- EMICODE: EC1 Plus - very low emission.

Ultracoat Easy Plus is available in 10 gloss - 30 gloss - 60 gloss.

Packaging: 5 litre tanks (boxes of 2 x 5 litre).



Ultracoat Traffic MT



Two component, water-based acrylic-polyurethane varnish for wooden floors with high resistance to wear and abrasion and very low emission of volatile organic compounds (VOC).

- Suitable for floors exposed to pedestrian traffic.
- EMICODE: EC1 R Plus - very low emission.

Packaging: 4.5 + 0.225 (A+B) l units.



Ultracoat High Traffic



Two-component, NMP-free, 100% polyurethane water-based varnish with high resistance to wear and abrasion for wooden floors. Suitable for floors subject to extremely high pedestrian use.

- Two-component, water-based.
- Excellent resistance to abrasion and marks from rubber soles.
- High chemical resistance: 1B in compliance with ÖNORM C 2354 / EN 13501.
- Gives parquet a natural wood effect finish.
- Suitable for commercial environments.
- Certified class B_{fl} s1 and C_{fl} s1 fire resistance in compliance with EN 14342.

FIRE RESISTANT PROTECTION SYSTEM

Ultracoat High Traffic is available in 0 gloss - 10 gloss - 30 gloss - 60 gloss.

Packaging: box with components A+B containing two 5 litre tanks + two 0.5 litre bottles.

Ultracoat Soft Touch



Finishing cycle with a highly protective, soft, natural finish with high resistance to wear and abrasion. Suitable for traditional, pre-sanded wooden floors and floors under repair for residential and commercial use.

Ultracoat Soft Touch Base: one-component, ultra rapid-drying and sanding base coat.

- EMICODE: EC1 - very low emission.

Ultracoat Soft Touch Finish: two-component polyurethane finish with a soft, natural effect.

- EMICODE: EC1 R - very low emission.

Packaging: **Ultracoat Soft Touch Base:** 5 litre tanks (box containing two 5 litre cans) **Ultracoat Soft Touch Finish:** box with components A+B containing two 5 litre tanks + two 0.5 litre bottles.




A close-up photograph of a wooden floor with a blue overlay box containing text. The wood grain is clearly visible, and the floor is composed of several planks. The blue box is positioned in the upper left quadrant of the image.

ULTRACOAT OIL PRODUCTS

Ultracoat Oil products are very high quality and odourless products developed specifically for treating wooden floors.

Ultracoat Oil products give floors a warm colour which brings out the natural beauty of the grain of the wood.

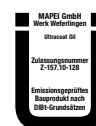
Ultracoat Oil




Natural drying resin oil finish for treating wooden floors in residential environments.

Where to use: *Ultracoat Oil* is easy to apply and gives wooden floors a warm, rustic effect, while bringing out the natural beauty of the grain of the wood.

Packaging: 5 litre tanks (boxes of 2 x 2.5 litre).



Ultracoat Oil Plus



• Varnishable oil with a natural effect. You can now get a natural effect with the protection and maintenance features of a two-component, water-based lacquer.

• Once dried, **Ultracoat Oil Plus** may be varnished over with **Ultracoat High Traffic** or **Ultracoat Soft Touch Finish**, or simply treated with **Ultracoat Oil Care**.

• **Packaging:** 2.5 l tanks.



Ultracoat Oil Color



Low-odour urethane oil finish for staining wooden floors. It can be painted over with two-component Ultracoat lacquers.

Ultracoat Oil Color is used for impregnating and staining wood. Thanks to its special formulation **Ultracoat Oil Color** may be used to stain wooden floors and, thanks to its compatibility with **Ultracoat** finishing products, it gives the surface a highly-protective, long-lasting coloured finish.

Packaging: 2.5 l tanks.

Colours: Cherry, Grey, White, Walnut, Mahogany, Grey Wave and Black.



Ultracoat Oil Wax



Water and oil-repellent oil/wax finish with very little odour suitable to protect wooden surfaces, giving them a rich and warm colour.

Ultracoat Oil Wax is an oil/wax product used to treat wooden floors which, thanks to its special characteristics, offers efficient protection against stains so that wood maintains its natural beauty for many years.

Packaging: 2.5 l tanks.



Ultracoat Oil Care



Natural drying oil resin in water dispersion for protecting and maintaining wooden floors treated with oil.


Where to use: a specific product for final finishing treatments and routine maintenance of wooden floors treated with products from the **Ultracoat Oil** range.

By using **Ultracoat Oil Care**, wooden flooring maintains its original finish, as if just treated. **Ultracoat Oil Care** also eliminates slight surface defects from flooring treated with **Ultracoat Oil Color**. Suitable for routine maintenance on floors treated with **Ultracoat Oil Wax**.

Packaging: 1 litre tanks.



Ultracoat Cleaner




Hygienising detergent for wooden floors.

- For daily cleaning of wooden floors.
- Used pure it removes the most stubborn dirt.
- When diluted with water, it is the ideal detergent for daily cleaning operations in rooms where maximum hygiene is required.
- Gets rid of dirt from parquet without removing the finishing treatments.
- Leaves floors clean and hygienised with a pleasant fragrance.

Packaging: 1 litre bottle.



Ultracoat Remover Plus



Detergent for removing old floor wax and stubborn dirt.

- Brings out the natural veins in wood.
- Reacts with old wax and breaks it down to make it easier to remove.

Packaging: 1 litre bottle.



Ultracoat Polish Anti-Slip



Non-slip protective natural wax for wooden floors.

- Ready-to-use product with natural wax made from carnauba extract and water developed specifically for the maintenance of wooden floors using a product made from natural ingredients; also gives floors a non-slip finish.

Packaging: 1 litre bottle.



Ultracoat Polish Matt



Protective anti-wear and stain-resistant product for wooden floors.

- Ready-to-use product for all types of varnished wooden floors; it provides good protection against the penetration of stains.
- Brightens up varnished floors to restore them to their original condition and improves their slip resistance.

Packaging: 1 litre bottle.





COMPLEMENTARY PRODUCTS FOR INSTALLING PARQUET

Ultracoat Roller:

Specially designed rollers for applying oils, base coats and finishes from the Ultracoat range made from special fabric of the latest-generation that absorbs the product and then releases just the right amount on the surface.

This special fabric makes it easy to clean and, if stored correctly in an Ultracoat Roller Quick container, it may be used again and again.



Ultracoat Roller T3

Special roller for applying finishing products from the **Ultracoat Oil** range. The 3 mm fabric releases just the right amount of oil required to impregnate wooden floors and at the same time makes it easy to then remove any excess oil.



Ultracoat Roller T5

Special roller for applying finishing products from the **Ultracoat** range. The fabric used to make the roller is the ideal length to release just the right amount of product to create a smooth, even surface and at the same time reduce wastage of the product. Leave to dry completely before applying a new coat to prevent forming the classic “orange peel” finish.



Ultracoat Roller T10

Special roller for applying the first coat of **Ultracoat** base coats and finishes. The 10 mm fabric releases just the right amount of product reducing the risk of forming unsightly overlaps or joints on the surface. Particularly suitable for highly absorbent wood and for treating old wooden floors.

Complementary products for installing parquet



Ultracoat Roller MT8

Special grip for Ultracoat Rollers.

Packaging: box with 1 grip.



Ultracoat Roller Quick

Container with air-tight seal.

Where to use: storing *Ultracoat Rollers* after being used and cleaned.

Packaging: box with 1 container.



Ultracoat SR

Abrasive mesh disks in silica carbide for sanding parquet floors.

Where to use: *Ultracoat SR* abrasive disks are suitable for finishing operations using a single-headed sander on rough wood, and for sanding base coats, impregnating products and varnish.

Ultracoat SR abrasive disks are available in grades 60, 80, 100, 120, 150, 180, 220 and 320.

Packaging: boxes of 20 disks.



Ultracoat Pad

Pads used for polishing and cleaning parquet floors.

Where to use: according to the colour (which indicates the grain size and abrasion capacity), *Ultracoat Pad* disks are suitable for parquet floors for cleaning, routine maintenance, polishing, waxing operations and oil treatments. *Ultracoat Pad* disks are available in white and tan (for polishing and for applying wax and oil), red (for routine maintenance operations), green (for treating with oil and rapid removal of stains and streaks) and black (for rapid, thorough deep-down cleaning with a minimum of abrasion, ideal with the use of acid products).

Packaging: boxes of 6 disks.



Ultracoat Oil Pad

Special fabric pad for applying **Ultracoat Oil**, **Ultracoat Oil Plus** and **Ultracoat Oil Color**.

Ultracoat Oil Pad is specific for removing excess product from surfaces.

Packaging: pack of 5 pads.




Ultracoat Steel Spatula Spatula.

Where to use: spreading **Ultracoat Aqua Plus**, **Ultracoat Binder** and **Ultracoat Oil**. Made entirely of stainless steel, when used to apply **Ultracoat Aqua Plus** and **Ultracoat Binder** it prevents the high quantity of tannin in certain types of wood from staining the floor. Its adjustable flexibility makes grouting operations easier and guarantees the correct filling of even the largest joints. Its special shape with rounded corners helps to avoid the formation of streaks of material on the surface of the floor, and makes it particularly recommended for spreading **Ultracoat Oil**, **Ultracoat Premium Base** and **Ultracoat High Traffic**.

SELECTION CHART OF CHOOSING ADHESIVES FOR INSTALLING PARQUET





MAINTENANCE: *Ultracoat Cleaner and Ultracoat Polish Matt*

Super-fast system - just 3 hours for immediate protection of floors

Varnishing system:

Ultracoat Filler S1

(Ultracoat Steel Spatula + Ultracoat SR 100)

Ultracoat Solvent Base

(Ultracoat Roller T10 + Ultracoat Pad black or green)

Ultracoat High Traffic

(Ultracoat Roller T5)

Joints:

sealed with **Silwood**





MAINTENANCE: *Ultracoat Cleaner and Ultracoat Polish Anti-Slip*

Quick system - just 8 hours for high protection to flooring

Varnishing system:

Ultracoat Aqua Plus

(Ultracoat Steel Spatula + Ultracoat SR 100)

Ultracoat Universal Base

(Ultracoat Roller T10 + Ultracoat SR 180/220)


Ultracoat Easy Plus (2 coats)

(Ultracoat Roller T5)

Joints:

sealed with ***Silwood***





Ultra-high protection system for environments with extremely high foot traffic

Varnishing system:

Ultracoat Binder

(Ultracoat Steel Spatula + Ultracoat SR 100)

Ultracoat Premium Base

(Ultracoat Roller T10 + Ultracoat SR 150/180)


Ultracoat High Traffic (2 coats)

(Ultracoat Roller T5)

Joints:

sealed with **Silwood**





MAINTENANCE: *Ultracot Cleaner and Ultracot Oil Care*

Resistant, simple protection system

.....

Varnishing system:

Ultracot Aqua Plus

(Ultracot Steel Spatula + Ultracot SR 100)

Ultracot Oil

(Ultracot Roller T3 + Ultracot Pad white and black)

Ultracot Oil Care





MAINTENANCE: *Ultracot Cleaner and Ultracot Oil Care*


Highly resistant, simple protection system

.....

System:

Ultracoat Oil Wax
(Ultracoat Steel Spatula + Ultracoat Pad white)





MAINTENANCE: *Ultracot Cleaner and Ultracot Polish Matt*

Ultracoat Oil Color System

System:

Ultracoat Oil Color
(Ultracoat Roller T3 + Ultracoat Oil Pad)

Medium protection:

Ultracoat Oil Care

High and very high protection:














Ultracoat High Traffic
(Ultracoat Roller T5)



SELECTION CHART

Lacquers






RECOMMENDED

		Ultracoat Fire resistant system	Residential system	System subject to low intensity traffic	System subject to medium intensity traffic	System subject to extremely high intensity traffic
	Ultracoat Filler S1		<input type="checkbox"/>	<input type="checkbox"/>	<input type="checkbox"/>	<input type="checkbox"/>
	Ultracoat Binder	<input type="checkbox"/>	<input type="checkbox"/>	<input type="checkbox"/>	<input type="checkbox"/>	<input type="checkbox"/>
	Ultracoat Aqua Plus	<input type="checkbox"/>	<input type="checkbox"/>	<input type="checkbox"/>	<input type="checkbox"/>	<input type="checkbox"/>
	Ultracoat Universal Base			<input type="checkbox"/>	<input type="checkbox"/>	
	Ultracoat Solvent Base		<input type="checkbox"/>	<input type="checkbox"/>	<input type="checkbox"/>	
	Ultracoat Base One		<input type="checkbox"/>	<input type="checkbox"/>	<input type="checkbox"/>	
	Ultracoat Premium Base	<input type="checkbox"/>				<input type="checkbox"/>
	Ultracoat Toning Base					<input type="checkbox"/>
	Ultracoat Easy Plus			<input type="checkbox"/>		
	Ultracoat Traffic MT		<input type="checkbox"/>	<input type="checkbox"/>	<input type="checkbox"/>	
	Ultracoat High Traffic	<input type="checkbox"/>			<input type="checkbox"/>	<input type="checkbox"/>
	Ultracoat Soft Touch Base		<input type="checkbox"/>			
	Ultracoat Soft Touch Finish		<input type="checkbox"/>			

Oils

RECOMMENDED

* OR IN COMBINATION WITH AN ULTRACOAT LACQUER

		Wooden floors for residential use	Medium intensity traffic wooden floors	High intensity traffic wooden floors
	Ultracoat Oil	<input type="checkbox"/>		
	Ultracoat Oil Plus	<input type="checkbox"/>	<input type="checkbox"/> *	<input type="checkbox"/> *
	Ultracoat Oil Color	<input type="checkbox"/>	<input type="checkbox"/> *	<input type="checkbox"/> *
	Ultracoat Oil Wax	<input type="checkbox"/>	<input type="checkbox"/>	
	Ultracoat Oil Care	<input type="checkbox"/>		

CERTIFICATIONS

Ultracoat products have been tested by the German TFI Institute and comply with strict European standards for Chemical resistance, Deformability and Adhesion. The protection system for environments with high traffic has been certified as European class **B_{fl-s1}** and **C_{fl-s1}** fire resistant for the five main types of wood used according to the procedures laid down by EN 13501-1:2010 standards.

1. Two coats of “**Ultracoat High Traffic**” water-based varnish and one coat of “**Ultracoat Premium Base**” water-based base coat applied on solid, 14 mm thick tongue and groove **OAK** parquet. Fire resistance and smoke production class **C_{fl-s1}**.

2. Two coats of “**Ultracoat High Traffic**” water-based varnish and one coat of “**Ultracoat Premium Base**” water-based base coat applied on solid, 14 mm thick tongue and groove **BEECH** parquet. Fire resistance and smoke production class **C_{fl-s1}**.




3. Two coats of “**Ultracoat High Traffic**” water-based varnish and one coat of “**Ultracoat Premium Base**” water-based base coat applied on solid, 14 mm thick tongue and groove **IROKO** parquet. Fire resistance and smoke production class **B_{fl-s1}**.

4. Two coats of “**Ultracoat High Traffic**” water-based varnish and one coat of “**Ultracoat Premium Base**” water-based base coat applied on solid, 14 mm thick tongue and groove **CHERRY** parquet. Fire resistance and smoke production class **C_{fl-s1}**.

5. Two coats of “**Ultracoat High Traffic**” water-based varnish and one coat of “**Ultracoat Premium Base**” water-based base coat applied on solid, 14 mm thick tongue and groove **MAPLE** parquet. Fire resistance and smoke production class **C_{fl-s1}**.

6. Two coats of “**Ultracoat High Traffic**” water-based varnish and one coat of “**Ultracoat Premium Base**” water-based base coat applied on 10 mm bamboo industrial flooring. Fire resistance and smoke production class **B_{fl-s1}**.

7. Two coats of “**Ultracoat High Traffic**” water-based varnish and one coat of “**Ultracoat Premium Base**” water-based base coat applied on multi-layered substrate. Fire resistance and smoke production class **B_{fl-s1}**, suitable for wooden floors.



GUIDE FOR MAINTENANCE OPERATIONS ON PARQUET FLOORS TREATED WITH PRODUCTS OF THE ULTRACOAT RANGE



Our **Ultracoat** line of maintenance products guarantees a longer life for **Ultracoat** finishes and helps floors maintain their attractive appearance for years.

Cleaning and maintenance of wooden floors in residential areas protected with one or two-component water-based varnish

The surface to be treated must be thoroughly cleaned with a vacuum cleaner, a dry cloth or a similar dry cleaning system to remove all traces of dirt, dust and sand.

Add around 20 cc of **Ultracoat Cleaner** to enough lukewarm water to fill the tank of a **Mapei Spray Mop**. Use one side of the microfiber cloth to remove the dirt from the floor and then the other side of the cloth to clean and dry the floor.

For more stubborn stains pour a small amount of pure cleaner on the floor and then start cleaning. No rinsing required.

Ultracoat Polish Anti-Slip

Apply **Ultracoat Polish Anti-Slip** with a **Mapei Spray Mop** by wetting the microfiber cloth and applying the product evenly over the entire surface.

For the best results apply the product in two steps: the first coat in a vertical direction and then the second coat in a horizontal direction; wait until the product dries between each application. After applying the second coat wait at least 2 hours before using the floor.

Ultracoat Remover Plus

Periodic maintenance cycles.

Remove all traces of dust and material from the floor.

Carry out preliminary tests to make sure surfaces are suitable.

Dilute around 30-50 ml of **Ultracoat Remover Plus** with lukewarm water and pour into the tank of a **Mapei Spray Mop**.

Apply a small amount of the mix on the floor and leave it to react for around 5 minutes so that it softens the wax.

Remove all traces of wax with the **Mapei Spray Mop** and a damp cloth; if there is a lot of wax to be removed use another microfiber cloth.

Leave the floor to dry completely before applying a new coat of **Ultracoat Polish Anti-Slip**.

Cleaning and maintenance of wooden floors with medium to high volumes of traffic protected with two-component water-based varnish

The surface to be treated must be thoroughly cleaned with a vacuum cleaner, a dry cloth or a similar dry cleaning system to remove all traces of dirt, dust and sand.

Add around 20 cc of **Ultracoat Cleaner** to enough lukewarm water to fill the tank of a **Mapei Spray Mop**. Use one side of the microfiber cloth to remove the dirt from the floor and then the other side of the cloth to clean and dry the floor.

For more stubborn stains pour a small amount of pure cleaner on the floor and then start cleaning.

No rinsing required.

Ultracoat Polish Matt

Thoroughly clean the surface with **Ultracoat Cleaner** or **Ultracoat Remover Plus**; make sure all traces of old wax have been removed.

Apply the product evenly with a **Mapei Spray Mop** and a damp microfiber cloth over the surface of the floor.

For the best results apply the product in two steps: the first coat in a vertical direction and then the second coat in a horizontal direction; wait until the product dries between each application. After applying the second coat wait at least 2 hours before using the floor.

Ultracoat Remover Plus

Periodic maintenance cycles.

Remove all traces of dust and material from the floor.

Carry out preliminary tests to make sure surfaces are suitable.

Dilute around 30-50 ml of **Ultracoat Remover Plus** with lukewarm water and pour into the tank of a **Mapei Spray Mop**.

Apply a small amount of the mix on the floor and leave it to react for around 5 minutes so that it softens the wax.

Remove all traces of wax with the **Mapei Spray Mop** and a damp cloth; if there is a lot of wax to be removed use another microfiber cloth.

Leave the floor to dry completely before applying a new coat of **Ultracoat Polish Matt**.

Intense cleaning cycles

If a wooden floor requires more intense cleaning use ***Ultracoat Remover Plus***.

Remove all traces of dust and material from the floor. Carry out preliminary tests to make sure surfaces are suitable.

Dilute around 50 ml of ***Ultracoat Remover Plus*** with lukewarm water and fill the tank of a ***Mapei Spray Mop***.

Apply a small amount of the mix on the floor and leave it to react for a few minutes so that it softens the wax.

Remove all traces of dirt with a ***Mapei Spray Mop*** and a damp cloth.

Leave the floor to dry completely before applying a new coat of ***Ultracoat Polish Anti-Slip*** or ***Ultracoat Polish Matt***.

Maintenance of wooden floors treated with Ultracoat Oil, Ultracoat Oil Color, Ultracoat Oil Plus or Ultracoat Oil Wax protected with Ultracoat Oil Care

The surface to be treated must be thoroughly cleaned with a vacuum cleaner, a dry cloth or a similar dry cleaning system to remove all traces of dirt, dust and sand.

Add around 20 cc of **Ultracoat Cleaner** to enough lukewarm water to fill the tank of a **Mapei Spray Mop**. Use one side of the microfiber cloth to remove the dirt from the floor and then the other side of the cloth to clean and dry the floor.

For more stubborn stains pour a small amount of pure cleaner on the floor and then start cleaning. No rinsing required.

Ultracoat Oil Care

Apply **Ultracoat Oil Care** with a **Mapei Spray Mop** by wetting the microfiber cloth and applying the product evenly over the entire surface.

For the best results apply the product in two steps: the first coat in a vertical direction and then the second coat in a horizontal direction; wait until the product dries between each application. After applying the second coat wait at least 2 hours before using the floor.

If the floor needs to be treated again, clean the floor thoroughly with **Ultracoat Cleaner** and apply a new coat of **Ultracoat Oil Care**.

Applying **Ultracoat Oil Care** at regular intervals will help protect the finish of the floor for a long time.

For floors treated with **Ultracoat Oil Color** or **Ultracoat Oil Plus** and then protected with an **Ultracoat** two-component finishing product, follow the same maintenance procedure as for floors for use in residential areas with medium to high volumes of traffic.

NOTES



A series of horizontal dotted lines for writing notes, filling the majority of the page.



- **Technical documentation**

From the technical area menu you can view the technical documentation divided per product lines and type of document.

HEAD OFFICE
MAPEI SpA
 Via Cafiero, 22 - 20158 Milan
 Tel. +39-02-37673.1
 Fax +39-02-37673.214
 Internet: www.mapei.com
 E-mail: mapei@mapei.it