

Great things come in small packages

SEALING



FIXING



BONDING



FILLING





Sealants & Adhesives

Acetic silicone sealants

Polyurethane sealants and adhesives

Neutral silicone sealants

Acrylic and bitumen sealants

Hybrid sealants and adhesives

Primers and tools



Chemical Anchors

Polyester resins

Vinylester resins

Epoxy resins



Polyurethane Foams

Multi-purpose

For roofs


Fire proof



Accessories and Tools for Sealants, Chemical Anchors and Polyurethane Foams

Index

Sealants



page 02 Sealants and Polyurethane Foams Selection Chart

page 38 Colour Chart

Acetic silicone sealants

page 04 Mapesil U

page 05 Mapesil Z Plus

page 06 Mapesil AC

page 07 Mapesil 300°C

Polyurethane sealants and adhesives

page 08 Mapeflex PU40

page 09 Mapeflex PU 45 FT

page 10 Mapeflex PU50 SL

page 11 Mapeflex PU21

page 12 Mapeflex PU20

page 13 Mapeflex PU30

page 14 Mapeflex PU35 CR

page 15 Mapeflex PU65

page 16 Mapeflex PB25

page 17 Mapeflex PU70 SL

Neutral silicone sealants

page 18 Mapesil BM

page 19 Mapesil GP

page 20 Mapesil LM

Acrylic and bitumen sealants

page 21 Ultrabond Super Grip

page 22 Mapeflex AC2

page 23 Mapeflex AC4

page 24 Mapeflex AC-P

page 25 Mapeflex AC-FR

page 26 Mapeflex Firestop 1200°C

page 27 Mapeflex Blackfill

page 28 Mapetape

page 29 Adesilex PVC HP

Hybrid sealants and adhesives

page 30 Mapeflex MS45

page 31 Mapeflex MS Crystal


page 32 Ultrabond MS Rapid

Tools and Primers

page 33 Mapefoam

page 34 Primer

Chemical Anchors



page 43 Mapefix EP 470 Seismic

page 44 Mapefix EP 385

page 45 Mapefix VE SF

page 46 Mapefix PE SF

page 47 Mapefix PE Wall

page 48 Mapefix Tools

Polyurethane Foams



page 51 MapePUR Universal Foam G and M

page 52 MapePUR Roof Foam G and M

page 53 MapePUR Fire Foam M

page 54 MapePUR Cleaner

Accessories and Tools for Sealants, Chemical Anchors and Polyurethane Foams



page 56 Tools

Selection Chart of Sealants and

		1-component acetic silicone sealants				1-component acrylic sealants				1-component sealants of other formulations		1-component bitumen sealants	
		Mapesil U	Mapesil Z Plus	Mapesil AC	Mapesil 300°C	Mapeflex AC2 Mapeflex AC4	Mapeflex AC-P	Mapeflex AC-FR	Ultrabond Super Grip	Adesilex PVC HP	Mapeflex Firestop 1200°C	Mapeflex Blackfill	Mapetape
sealing	external use	depuration plants											
		production areas											
		storage tanks											
		safety basins											
		channels											
		airports											
		road joints											
		car parks											
		terraces and floor slabs			■							●	●
		tiled surfaces			●								
		external courtyards											
		swimming pools			●								
		cracks and splits				●	●					●	●
		fillets between different materials		■	■	■	■					■	■
		roofs and coverings										●	●
		metalwork										●	●
		ventilated façades										●	■
		façade joints				■							
		refractory grout									●		
		high temperatures joints				●					●		
		fire-break joints						●					
		fillets for glass/window and door wares	●	●	●								
		fillets for window and door wares/wall encasements				■	■						
	internal use	structural joints				●	●						
		cracks and splits				●	●						
		joints in industrial floors											
		joints in civil floors			●								
		fillets for sinks/kitchen worktops	●	●	●								
		fillets for walls/kitchen worktops	●	●	●								
		fillets for stone tiles											
		fillets between tiles		■	●								
		fillets for sanitary wares	●	●	●								
		fillets for glass/window and door wares	●	●	●								
		fillets for window and door wares/wall encasements				■	■						
		fillets for roller blind/wall encasements				●							
bonding	bonding	stairway coatings							●				
		kitchen worktops							●				
		decorative panels							●				
		insulating panels							●				
		decorative profiles and ceiling roses							●				
		window sills and parapets											
		base-boards and doorsteps							●				
		signposts											
		bird deterrents											
		bathroom accessories							●				
		tiles							●				
	bonding	beading							●				
		cable runs							●				
		skirting boards							●				
		heavy objects											
		rapid bonding								●			
		high pressure PVC pipes								●			
		low pressure PVC pipes								●			
	filling	cable runs											
		door and window fittings											
		bonding roof tiles											
		air vents											
		firebreak doors											
		stud walls											

● = Ideal ■ = Suggested

Polyurethane Foams

[illegible]

Mapesil U



APPLICATIONS

Sealing fillet joints between all types of building materials made of glass, ceramic, stainless steel and certain types of plastic.

BENEFITS

- Resistant to mould
- Easy to extrude and smooth over
- Rapid

APPLICATION

Remove all loose parts from the surfaces to be sealed. For fillet joints, place masking tape along the edges of the joint, extrude the sealant, smooth over the sealant and immediately remove the masking tape. For expansion joints, before extruding the sealant, insert **Mapefoam** foam filler cord in the bottom of the joint to gauge the correct width/height ratio. Apply **Primer FD** on absorbent materials (wood, concrete), metal, plastic and rubber.

Please refer to Technical Data Sheet before use.

CHARACTERISTICS

- **Packaging:** 280 ml cartridge
- **Consumption:** 2.8 meters per 280 ml cartridge (10x10 mm section)
- **Colours available:** transparent, white
- **Skin formation time:** 20 min. (+23°C, 50% UR)
- **Elongation in service:** 20%
- **Modulus of elasticity:** 0.36 N/mm²
- **Certification:** EN 15651-1, EN 15651-3
- **Shore A hardness:** 18
- **Storage:** 18 months

transparent



white



Mapesil Z Plus



APPLICATIONS

Flexible sealing of fillet joints between sanitary wares and ceramic, shower booths, Jacuzzis, wash-basins, sinks, greenhouses, laundry rooms and damp environments in general.

BENEFITS

- Resistant to mould
- Available in 5 colours
- Does not run or drip
- Excellent bond on glass, ceramic, painted surfaces and certain types of plastic
- Permanent flexibility between -40°C and +100°C
- Excellent resistance to ageing

APPLICATION

Remove all loose parts from the surfaces to be sealed. For fillet joints, place masking tape along the edges of the joint, extrude the sealant, smooth over the sealant and immediately remove the masking tape. For expansion joints, before extruding the sealant, insert **Mapectoam** foam filler cord in the bottom of the joint to gauge the correct width/height ratio. Apply **Primer FD** on absorbent materials (wood, concrete), metal, plastic and rubber. Please refer to the Technical Data Sheet before use.

CHARACTERISTICS

- **Packaging:** 280 ml cartridge
- **Consumption:** 2.8 meters per 280 ml cartridge (10x10 mm section)
- **Colours available:** transparent, white, 111 grey, 113 grey, 130 jasmine
- **Skin formation time:** 25 min. (+23°C, 50% RH)
- **Elongation in service:** 20%
- **Modulus of elasticity:** 0.36 N/mm²
- **Shore A hardness:** 18
- **Certification:** EN 15651-1, EN 15651-3, GEV EMICODE EC1 Plus
- **Storage:** 18 months at +5°C - +25°C

transparent



white



111 grey



113 grey



130 jasmine



Mapesil AC



APPLICATIONS

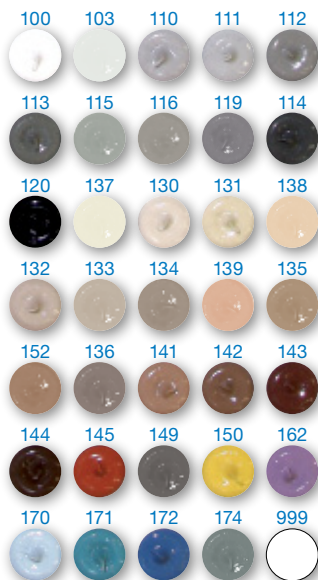
Sealing flexible fillet joints in ceramic, sanitary wares, glass and painted surfaces. Ideal for floor joints, ceramic coatings, swimming pools and damp environments.

BENEFITS

- Pure silicone with no solvents
- Low modulus of elasticity
- 34 colours coordinated with the "MAPEI coloured grouts" range and transparent
- Resistant to mould
- High strength, high thermal and chemical resistance

APPLICATION

Remove all loose parts from the surfaces to be sealed. For fillet joints, place masking tape along the edges of the joint, extrude the sealant, smooth over the sealant and immediately remove the masking tape. For expansion joints, before extruding the sealant, insert **Mapecto** foam filler cord in the bottom of the joint to gauge the correct width/height ratio. Apply **Primer FD** on absorbent materials (wood, concrete), metal, plastic and rubber. Please refer to the Technical Data Sheet before use.



CHARACTERISTICS

- **Packaging:** 310 ml cartridge
- **Consumption:** 3.1 meters per 310 ml cartridge (10x10 mm section)
- **Colours available:** 34 + transparent
- **Skin formation time:** 10 min. (+23°C, 50% RH)
- **Elongation in service:** 25%
- **Modulus of elasticity:** 0.35 N/mm²
- **Shore A hardness:** 20
- **Certification:** EN 15651, GEV EMICODE EC1 Plus
- **Storage:** 24 months at +5°C - +25°C



Mapesil 300°C



APPLICATIONS

Flexible seals on substrates with working temperatures up to +300°C, fillet joints on flues, hot pipe-work, air conditioning conduits, civil and industrial furnaces and boilers, and for seals on external motors mounted on heaters and boilers.

BENEFITS

- Resistant to high working temperatures, to thermal shock and fumes
- Resistant to oils, lubricants, fuels, acid and alkaline environments
- Improves the draw of flues
- Remains flexible for construction, industrial and motoring applications

APPLICATION

Remove all loose parts and degrease the surfaces to be sealed.

Use **Primer FD** on absorbent mineral substrates, such as concrete, render and brickwork.

Use masking tape along the sides of the joint to get a better edge along the seal. For fillet joints, extrude and smooth over the surface of the sealant, and immediately remove the masking tape. For expansion joints, before extruding the sealant, insert **Mapefoam** foam filler cord in the bottom of the joint to gauge the correct width/height ratio.

Application and polymerisation of **Mapesil 300°C** must take place at room temperature until the section of sealant completely hardens. Only when hardened it may come into contact with high temperatures.

Mapesil 300°C is not suitable for direct contact with flames: in such cases, use **Mapeflex Firestop 1200°C** or **Mapeflex AC-FR**.

Please refer to the Technical Data Sheet before use.

black



CHARACTERISTICS

- **Packaging:** 300 ml cartridge
- **Consumption:** 3.0 meters per 300 ml cartridge (10x10 mm section)
- **Colour:** black
- **Time for formation of skin:** 6 min. (+23°C, 50% RH)
- **Hardening time:** 4 mm/24 hours
- **Elongation in service:** 20%
- **Modulus of elasticity:** 0.60 N/mm²
- **Shore A hardness:** 20
- **Storage:** 18 months at +5°C - +25°C

Mapeflex PU40



APPLICATIONS

Sealing flexible expansion and fillet joints on pre-fabricated buildings, traditional and ventilated façades and cracks.

Compatible with all absorbent mineral substrates, metal surfaces, painted surfaces, wood, stone, brickwork and glass. Paintable after complete polymerisation.

BENEFITS

- Low modulus of elasticity to avoid detachment from the edges of joints
- Paintable
- High bond strength even without primer
- Highly flexible even at low temperatures
- One-component product

APPLICATION

Remove all loose parts from the surfaces to be sealed. Apply **Primer M** or **Primer A** and leave it to dry. For fillet joints, place masking tape along the edges of the joint, extrude the sealant, smooth over the sealant and immediately remove the masking tape. For expansion joints, before extruding the sealant, insert **Mapectoam** foam filler cord in the bottom of the joint to gauge the correct width/height ratio.

Please refer to the Technical Data Sheet before use.

white

111 grey

112 grey



CHARACTERISTICS

- **Packaging:** 300 ml cartridge and 600 ml soft-cartridge
- **Consumption:** 3.0 meters per 300 ml cartridge;
6.0 meters per 600 ml soft-cartridge (10x10 mm section)
- **Colours available:** white, 111 grey, 112 grey (other colours available on demand)
- **Skin formation time:** 3 hours (+23°C, 50% RH)
- **Elongation in service:** 25%
- **Modulus of elasticity at +23°C:** 0.24 N/mm²
- **Modulus of elasticity at -30°C:** 0.31 N/mm²
- **Shore A hardness:** 27
- **Certification:** EN 15651-1, EN 15651-4
- **Storage:** 12 months at +5°C - +25°C



Mapeflex PU 45 FT



APPLICATIONS

Flexible sealing of internal and external expansion and fillet joints, sealing civil and industrial floor joints and flexible bonding of construction features instead of using screws, nails and lightweight fittings. Compatible with all absorbent mineral substrates, metal surfaces, painted surfaces, wood, brickwork and glass. It can be painted over after complete polymerisation.

BENEFITS

- Single product for flexible bonds and seals
- High modulus of elasticity, high resistance to traffic
- High sucker effect for bonding on vertical surfaces and ceilings
- It can be painted over
- High bond strength even without primer
- One-component product
- Solvent free and odourless

APPLICATION

When used as sealant. Remove all loose parts from the surfaces to be sealed. Use **Primer M** or **Primer A** for high stresses when in service. Use **Primer P** on plastics. For fillet joints, place masking tape along the edges of the joint, extrude the sealant, smooth over the sealant and immediately remove the masking tape. For expansion joints, before extruding the sealant, insert **Mapefoam** foam filler cord in the bottom of the joint to gauge the correct width/height ratio.

When used as flexible adhesive. Clean and de-grease the surfaces to be bonded. Extrude beads or spots of the product every 15-20 cm and press together the components to be bonded. Temporary supports must be used for 24 hours for heavy objects. Please refer to the Technical Data Sheet before use.

CHARACTERISTICS

- **Packaging:** 300 ml cartridge and 600 ml cartridge
- **Consumption:** 3.0 meters per 300 ml cartridge, 6.0 meters per 600 ml cartridge (10x10 mm section)
- **Colours available:** white, 111 grey, 113 grey, black, beige and brown (300 ml cartridges); white, 111 grey, 113 grey and black (600 ml cartridges)
- **Skin formation time:** 90' (+23°C, 50% RH)
- **Elongation in service:** 20%
- **Modulus of elasticity:** 0.80 N/mm²
- **Shore A hardness:** 38
- **Certification:** ISO 11600 F 20 HM, EN 15651-1, EN 15651-4
- **Storage:** 12 months at +5°C - +25°C



white

111 grey

113 grey

black

132 beige

brown



Mapeflex PU50 SL



APPLICATIONS

Flexible sealing of internal and external horizontal expansion and fillet joints, sealing civil and industrial floor joints, shopping centres, car-parks and runways subject to large movements in service and with a slope of up to 2%. Compatible with all absorbent mineral substrates, metal surfaces, painted surfaces, wood, stone, brickwork glass and ceramic. It can be painted over after complete polymerisation.

BENEFITS

- High flow, quick and easy application on floors
- Low modulus of elasticity to avoid detachment from the edges of joints
- It can be painted over
- High bond strength even without primer
- Highly flexible even at low temperatures
- One-component product

APPLICATION

Remove all loose parts from the surfaces to be sealed. Insert **Mapefoam** foam filler cord in the bottom of the joint to gauge the correct width/height ratio, put masking tape along the edges of the joint, apply **Primer M** or **Primer A** and leave it to dry. Pour the sealant into the joint and smooth over the surface and immediately remove the masking tape.

Please refer to the Technical Data Sheet before use.

111 grey




CHARACTERISTICS

- **Packaging:** 600 ml cartridges, 12 kg drums
- **Consumption:** 6.0 meters per 600 ml cartridge (10x10 mm section)
- **Colour:** 111 grey
- **Skin formation time:** 2 hours (+23°C, 50% RH)
- **Elongation in service:** 25%
- **Modulus of elasticity:** 0.25 N/mm²
- **Shore A hardness:** 22
- **Certification:** EN 15651
- **Storage:** 12 months at +5°C - +25°C



Mapeflex PU21



113 grey



APPLICATIONS

Sealing internal and external joints subject to small movements when in service and high mechanical stress and intense vehicle traffic. Sealant with a high modulus of elasticity and high surface hardness, ideal for internal joints subject to the frequent passage of low-speed heavy-goods vehicles, such as covered car-parks, supermarkets, commercial areas, warehouses, storage areas and production areas. Also suitable for making shells on floor/wall fillet joints. It bonds well to concrete, ceramic, wood and metal after applying a coat of **Primer EP** or **Primer MF**.

BENEFITS

- High modulus of elasticity, high strength
- Good chemical resistance
- High flow, quick and easy application on floors
- Pre-dosed two-component products

APPLICATION

Remove all loose parts from the surfaces to be sealed. Insert **Mapefoam** foam filler cord in the bottom of the joint to gauge the correct width/height ratio, place masking tape along the edges of the joint, apply the primer on the sides of the joint and leave it to dry, mix the two pre-dosed components together, pour the sealant into the joint, smooth over the surface and immediately remove the masking tape. Please refer to the Technical Data Sheet before use.

CHARACTERISTICS

- **Packaging:** 5 and 10 kg units (A+B)
- **Consumption:** 0.15 kg/metre (10x10 mm section)
- **Colour:** 113 grey
- **Workability after mixing:** 45 min. (+23°C, 50% RH)
- **Set to traffic:** 24-36 hours
- **Elongation in service:** 5%
- **Shore A hardness:** 65
- **Storage:** 24 months at +5°C - +25°C



Mapeflex PU20



113 grey



APPLICATIONS

Sealing internal and external joints subject to small to medium movements when in service and high mechanical stress and chemical aggression, including in combination. Sealant with a high modulus of elasticity and high surface hardness, ideal for floors in car-parks, garages, courtyards, commercial areas, warehouses, storage areas and production areas.

It bonds well to concrete, ceramic, wood and metal after applying a coat of **Primer EP** or **Primer MF**.

BENEFITS

- High modulus of elasticity, high strength
- High chemical resistance
- High flow, quick and easy application on floors
- Pre-dosed two-component products

APPLICATION

Remove all loose parts from the surfaces to be sealed. Insert **Mapefoam** foam filler cord in the bottom of the joint to gauge the correct width/height ratio, place masking tape along the edges of the joint, apply the primer on the sides of the joint and leave it to dry, mix the two pre-dosed components together, pour the sealant into the joint, smooth over the surface and immediately remove the masking tape. Please refer to the Technical Data Sheet before use.

CHARACTERISTICS

- **Packaging:** 10 kg units (A+B)
- **Consumption:** 0.14 kg/metre (10x10 mm section)
- **Colours available:** 113 grey
- **Workability after mixing:** 45 min. (+23°C, 50% RH)
- **Set to traffic:** 24-36 hours
- **Elongation in service:** 10%
- **Shore A hardness:** 50
- **Storage:** 24 months at +5°C - +25°C



Mapeflex PU30



113 grey



APPLICATIONS

Sealing internal and external joints subject to small to medium movements when in service and high mechanical stress and chemical aggression, including in combination. Sealant with a high modulus of elasticity and high surface hardness, ideal for vertical and horizontal joints in car-parks, garages, courtyards, commercial areas, warehouses, storage areas and production areas. It bonds well to concrete, ceramic, wood and metal after applying a coat of **Primer EP** or **Primer MF**.

BENEFITS

- High modulus of elasticity, high strength
- High chemical resistance
- Thixotropic consistency for application on vertical surfaces
- Pre-dosed two-component products

APPLICATION

Remove all loose parts from the surfaces to be sealed. Insert **Mapefoam** foam filler cord in the bottom of the joint to gauge the correct width/height ratio, place masking tape along the edges of the joint, apply the primer on the sides of the joint and leave it to dry, mix the two pre-dosed components together, fill the joint with sealant using a trowel, smooth over the surface and immediately remove the masking tape.

Please refer to the Technical Data Sheet before use.

CHARACTERISTICS

- **Packaging:** 5 and 10 kg units (A+B)
- **Consumption:** 0.15 kg/metre (10x10 mm section)
- **Colour:** 113 grey
- **Workability after mixing:** 35 min. (+23°C, 50% RH)
- **Set to traffic:** 24-36 hours
- **Elongation in service:** 10%
- **Shore A hardness:** 65
- **Certification:** EN 15651-1
- **Storage:** 24 months at +5°C - +25°C



Mapeflex PU35 CR



APPLICATIONS

Sealing joints in industrial environments where there could be a combination of mechanical stress and the presence of chemicals. Adheres to metal substrates after treating them with **Primer M**; for absorbent substrates use **Primer A**.

BENEFITS

- One-component product
- Excellent resistance to chemicals, certified according to EN 14187-4 and EN 14187-6
- High modulus of elasticity with high deformability
- High surface hardness

APPLICATION

Remove all loose parts from the surfaces to be sealed. Insert **Mapefoam** foam filler cord in the bottom of the joint to gauge the correct width/height ratio, protect the edges of the joint with masking tape, apply the specified primer along the sides and leave it to dry. Extrude the sealant, smooth over the surface of the sealant immediately after application and remove the masking tape.

113 grey



CHARACTERISTICS

- **Packaging:** 600 ml tube
- **Consumption:** 6.0 meters per 600 ml tube (10x10 section)
- **Colour:** 113 grey
- **Time for formation of skin:** 90 min.
- **Movement in service:** 20% (without primer), 25% (with **Primer A** or **Primer M**)
- **Modulus of elasticity:** 0.8 N/mm²
- **Shore A hardness:** 36
- **Certification:** EN 11600, EN 14187-4, EN 14187-6, GEV EMICODE EC1 R Plus
- **Storage:** 12 months



Mapeflex PU65



black



APPLICATIONS

Sealing joints flush with the road surface subject to high mechanical stress and intense vehicle traffic.

May be used as it is (components A+B) or mixed with **Quartz 0.5** up to 1:1 by weight (A+B+C).

Use **Primer PU60** to help the sealant adhere more strongly along the sides of the joint.

BENEFITS

- Very high modulus of elasticity and surface hardness
- For both large and small volumes
- High resistance to rolling friction
- Quick set to traffic
- Competitive price

APPLICATION

Remove all loose parts from the surfaces to be sealed. Mix the two pre-dosed components together, add **Quartz 0.5** up to 1:1 by weight if required and pour the sealant into the joint without waiting. The product sets to traffic after approximately 1 hour. Add **Mapeflex PU65 Catalyst** to accelerate setting/hardening.

Please refer to the Technical Data Sheet before use.

CHARACTERISTICS

- **Packaging:** 10 kg drums (A+B)
- **Consumption:** 1.2 kg/litre (A+B) without sand,
1.6 kg/litre (A+B+C) with **Quartz 0.5** at 1:1 by weight
- **Colour:** black
- **Skin formation time:** 15 min. (+23°C, 50% RH)
- **Set to traffic:** 2-3 hours
- **Complete hardening:** 24 hours
- **Shore A hardness:** 80 (A+B) without sand,
90 (A+B+C) with **Quartz 0.5** at 1:1 by weight
- **Elongation at failure:** 250% (A+B) without sand,
85% (A+B+C) with **Quartz 0.5** at 1:1 by weight
- **Storage:** 12 months at +5°C - +25°C



FastTrack
Ready



Mapeflex PB25



black



APPLICATIONS

Sealant for expansion and shrinkage joints in surfaces subject to possible contact with hydro-carbons, such as runways, courtyards, safety basins, garages, car-parks, service stations, hangars, roads, access ramps and industrial plant equipment. Also suitable for sealing basins, storage tanks and canals in permanent contact with water. Bonds to concrete after applying **Primer PU60**.

BENEFITS

- Low modulus of elasticity to guarantee large deformations when under load
- High resistance to hydro-carbons derived chemicals
- Thixotropic consistency for application on vertical surfaces
- Pre-dosed two-component products

APPLICATION

Remove all loose parts from the surfaces to be sealed. Insert **Mapefoam** foam filler cord in the bottom of the joint to gauge the correct width/height ratio, place masking tape along the edges of the joint, apply the primer on the sides of the joint and leave it to dry, mix the two pre-dosed components together, fill the joint with sealant using a trowel, smooth over the surface and immediately remove the masking tape.

Please refer to the Technical Data Sheet before use.

CHARACTERISTICS

- **Packaging:** 10 kg units (A+B)
- **Consumption:** 0.14 kg/metre (10x10 mm section)
- **Colour:** black
- **Workability after mixing:** 30 min. (+23°C, 50% RH)
- **Set to traffic:** 24 hours
- **Elongation in service:** 25%
- **Modulus of elasticity:** 0.30 N/mm²
- **Shore A hardness:** 20
- **Storage:** 12 months at +5°C - +25°C



Mapeflex PU70 SL



APPLICATIONS

Sealant for expansion and shrinkage joints in surfaces subject to accidental or intermittent contact with oil, fuel, petrol, lubricants and de-icing substances. Bonds to concrete after applying **Primer PU60**.

BENEFITS

- High flow
- Low modulus of elasticity
- Certified for use in airports
- High resistance to hydro-carbons
- Rapid

APPLICATION

Remove all loose parts from the surfaces to be sealed. Insert **Mapefoam** foam filler cord in the bottom of the joint to gauge the correct width/height ratio, place masking tape along the edges of the joint, apply the primer on the sides of the joint and leave it dry, mix the two pre-dosed components together, pour the sealant into the joint and immediately remove the masking tape. Please refer to Technical Data Sheet before use.

black



CHARACTERISTICS

- **Packaging:** 10 kg units (A+B)
- **Consumption:** 0.15 kg/metre (10x10 mm section)
- **Colours available:** black
- **Workability after mixing:** 45 min.
- **Set to traffic:** 24 h
- **Elongation in service:** 25%
- **Modulus of elasticity:** 0.3 N/mm²
- **Shore A hardness:** 18
- **Certification:** Fed. Spec. SS-S-200-E, BS 5212
- **Storage:** 12 months



Mapesil BM



APPLICATIONS

Flexible sealing and bonding of construction features on roofs, flat-roofs and in metalwork, such as drainpipes, guttering, flashing and covering sheets. The product is also ideal for general metallic structures, such as silos, containers, aeration channels and metallic coatings. Sealing and bonding metallic surfaces, such as copper, steel, zinc-plated sheet, pre-painted sheet and aluminium. Also perfectly compatible with building products, such as render, concrete, wood, bricks and glass. The product is also ideal for polycarbonate (grey).

BENEFITS

- Excellent resistance to inclement weather and ageing
- Quick polymerisation
- High resistance to temperature variations
- Excellent bond without primer
- Low modulus of elasticity
- Neutral cross-linking, no unpleasant odour

APPLICATION

Carefully clean and de-grease the surfaces to be bonded. When sealing new metal-work, extrude a bead of sealant along the end of the lower sheet, overlap the upper sheet and rivet the two sheets together to press the bead of sealant while it is still fresh. Seal the overlap and the heads of the rivets with a layer of sealant several millimetres thick to guarantee the joint is perfectly water-tight. For expansion joints, before extruding the sealant, insert **Mapectoam** foam filler cord in the bottom of the joint to gauge the correct width/height ratio. Please refer to the Technical Data Sheet before use.

transparent



grey



copper



dark brown



CHARACTERISTICS

- **Packaging:** 310 ml cartridge
- **Consumption:** 3.1 meters per 310 ml cartridge (10x10 mm section)
- **Colours available:** transparent, grey, copper and dark brown
- **Skin formation time:** 15 min. (+23°C, 50% RH)
- **Elongation in service:** 25%
- **Modulus of elasticity:** 0.35 N/mm²
- **Shore A hardness:** 25
- **Certification:** EN 15651-1, EN 15651-2 and GEV EMICODE EC1 Plus
- **Storage:** 12 months at +5°C - +25°C



Mapesil GP



APPLICATIONS

Elastic seals around construction features on roofs and façades such as sheet metal roofing, guttering and downpipes, sandwich panels, window and door fittings and façades exposed to wind and the surrounding weather conditions. Ideal also for fillet seals between different materials in damp environments such as kitchens, bathrooms and changing rooms and for sealing tiled flooring. Ideal for use on absorbent or compact materials both internally and externally.

BENEFITS

- Good resistance to weathering
- Withstands temperature variations
- Neutral curing, no unpleasant odours
- Compatible with most building materials*

*for plastics, contact the Mapei Technical Services Department

APPLICATION

Remove all loose material from the edges of the joint and insert a length of **Mapefoam** foam filler cord along the bottom of the joint to prevent sealant adhering to the bottom and to calibrate the correct width/depth ratio. Place masking tape along the edges of the joint to get a perfect finish, extrude the sealant into the joint without entraining air and smooth over the surface of the sealant. Remove the masking tape immediately after application.

Please read the Technical Data Sheet before use.

transparent



white



white-grey



grey



copper



dark brown



CHARACTERISTICS

- **Packaging:** 280 ml cartridge
- **Consumption:** 2.8 metres per 280 ml cartridge (10x10 mm section)
- **Colours available:** transparent, white, grey-white, grey, copper and dark brown
- **Time to form surface skin:** 35 min
- **Elongation in service:** 20%
- **Modulus of elasticity:** 0.37 N/mm²
- **Shore A hardness:** 24
- **Certification:** EN 15651-1, EN 15651-3, GEV EMICODE EC1 Plus
- **Storage:** 18 months at +5°C - +25°C



Mapesil LM



APPLICATIONS

Flexible seals in expansion joints and fillet joints on façades and in internal and external coatings in natural stone. It is also ideal for sealing joints in absorbent substrates used in the building industry which are sensitive to staining, such as concrete, wood, metal, glass, PVC and mirrors (after accurately cleaning them).

BENEFITS

- Does not stain stone surfaces, according to ASTM C 1248
- High bond strength with no primer on a wide range of substrates
- Excellent resistance to inclement weather, ageing and mould
- Low modulus of elasticity
- Large range of colours available
- Neutral cross-linking, no unpleasant odour

APPLICATION

Remove all loose parts from the surfaces to be sealed. For fillet joints, place masking tape along the edges of the joint, extrude the sealant, smooth over the sealant and immediately remove the masking tape. For expansion joints, before extruding the sealant, insert **Mapefoam** foam filler cord in the bottom of the joint to gauge the correct width/height ratio. Please refer to the Technical Data Sheet before use.

CHARACTERISTICS

- **Packaging:** 310 ml cartridge
- **Consumption:** 3.1 meters per 310 ml cartridge (10x10 mm section)
- **Colours available:** 999 transparent, 100 white, 110 grey, 111 grey, 112 grey, 113 cement grey, 114 grey, 120 black, 130 jasmine and 132 beige (refer to the "MAPEI coloured grouts" range)
- **Skin formation time:** 15 min. (+23°C, 50% RH)
- **Elongation in service:** 25%
- **Modulus of elasticity:** 0.35 N/mm²
- **Shore A hardness:** 21
- **Certification:** EN 15651-1, EN 15651-2, EN 15651-3, EN 15651-4, GEV EMICODE EC1 Plus
- **Storage:** 18 months at +5°C - +25°C



Ultrabond Super Grip



APPLICATIONS

Flexible bonding of absorbent constructive elements as a replacement for nails, screws, mechanical fasteners and rigid adhesives. Ideal for bonding match-boarding, profiles, decorative elements and panning. May also be used on vertical surfaces and ceilings.

BENEFITS

- High sucker effect (initial set): 25 N/cm²
- May also be used on vertical surfaces and ceilings
- Forms an immediate bond but remains adjustable for 10-15 minutes
- Excellent filling capacity
- It can be painted over
- Tough, long-lasting bond

APPLICATION

Carefully clean and de-grease the surfaces to be bonded, extrude the product in beads and spots every 10-15 cm on the parts to be bonded and press the parts together for a few seconds.

When bonding heavy objects, use temporary supports for 24 hours.

One of the two surfaces must be porous and absorbent.

Please refer to the Technical Data Sheet before use.

white



CHARACTERISTICS

- **Packaging:** 310 ml cartridge
- **Consumption:** approx. 3.9 meters of 10 mm diameter bead;
15 metres of 5 mm diameter bead
- **Colours available:** white
- **Skin formation time:** 10-15 min. (+23°C, 50% RH)
- **Hardening time:** 24-48 hours (+23°C, 50% RH)
- **Final tensile strength (sucker effect):** 17 N
- **Final shear strength:** 32.5 kg/cm²
- **Certification:** GEV EMICODE EC1 Plus
- **Storage:** 24 months at +5°C - +25°C



Mapeflex AC2



APPLICATIONS

Sealing fillet joints in building work, such as render, bricks, cement, gypsum plasterboard, wood and concrete.

BENEFITS

- Paintable
- Easy to apply
- Water-based, no solvent

APPLICATION

Remove all loose parts from the surfaces to be sealed. For fillet joints, place masking tape along the edges of the joint, extrude the sealant, smooth over the sealant and immediately remove the masking tape. For expansion joints, before extruding the sealant, insert **Mapefoam** foam filler cord in the bottom of the joint to gauge the correct width/height ratio. For high stresses, impregnate the edges of the joint with a primer made from **Mapeflex AC2** dissolved in water. Do not apply the product if it about to rain, it is no suitable for wet joints. Please refer to Technical Data Sheet before use.

CHARACTERISTICS

- **Packaging:** 310 ml cartridge
- **Consumption:** 3.1 meters per 310 ml cartridge (10x10 mm section)
- **Colours available:** white and grey
- **Skin formation time:** 10 min. (+23°C, 50% UR)
- **Elongation in service:** 10%
- **Shore A hardness:** 25
- **Certification:** EN 15651-1
- **Storage:** 24 months at +5°C /+25°C

white

grey



Mapeflex AC4



APPLICATIONS

Sealing fillets between absorbent materials, such as plaster-board, render, wood and bricks and sealing joints, cracks and slits subject to small movements. Ideal for sealing joints for thermal insulation.

BENEFITS

- It can be painted over
- Easy to apply
- Water-based, no solvents
- Compatible with damp substrates
- Flexible

APPLICATION

Remove all loose parts from the surfaces to be sealed. For fillet joints, place masking tape along the edges of the joint, extrude the sealant, smooth over the sealant and immediately remove the masking tape. For expansion joints, before extruding the sealant, insert **Mapefoam** foam filler cord in the bottom of the joint to gauge the correct width/height ratio. For high stresses, impregnate the edges of the joint with a primer made from **Mapeflex AC4** dissolved in water. Do not apply the product if it is about to rain, it is not suitable for wet joints.

Please refer to the Technical Data Sheet before use.

white

grey



CHARACTERISTICS

- **Packaging:** 310 ml cartridge, 550 ml cartridge
- **Consumption:** 3.1 meters per 310 ml cartridge (10x10 mm section)
- **Colours available:** white and grey
- **Skin formation time:** 10 min. (+23°C, 50% RH)
- **Elongation in service:** 12.5%
- **Modulus of elasticity:** 0.20 N/mm² (at 50% elongation)
- **Shore A hardness:** 10
- **Certification:** EN 15651-1
- **Storage:** 24 months at +5°C - +25°C



Mapeflex AC-P



APPLICATIONS

Sealing internal and external joints and cracks subject to small and medium movements, for all absorbent building materials. Its rough surface finish helps to hide the sealed joint more easily when applied on render, concrete and natural brickwork.

BENEFITS

- Rough surface to simulate the surface of the render
- Paintable
- Easy to apply
- Water-based, no solvents
- Compatible with damp substrates

APPLICATION

Remove all loose parts from the surfaces to be sealed. For fillet joints, place masking tape along the edges of the joint, extrude the sealant, smooth over the sealant and immediately remove the masking tape. For expansion joints, before extruding the sealant, insert **Mapefoam** foam filler cord in the bottom of the joint to gauge the correct width/height ratio. For high stresses, impregnate the edges of the joint with a primer made from **Mapeflex AC-P** dissolved in water. Do not apply the product if it is about to rain, it is not suitable for wet joints. Please refer to the Technical Data Sheet before use.

white



CHARACTERISTICS

- **Packaging:** 310 ml cartridge
- **Consumption:** 3.1 meters per 310 ml cartridge (10x10 mm section)
- **Colours available:** white
- **Skin formation time:** 15 min. (+23°C, 50% RH)
- **Modulus of elasticity:** 0.11 N/mm² (at 50% elongation)
- **Shore A hardness:** 15
- **Elongation in service:** 12.5%
- **Certification:** EN 15651-1
- **Storage:** 24 months at +5°C - +25°C



Mapeflex AC-FR



APPLICATIONS

Sealing internal and external expansion joints subject to small movements in civil and industrial buildings subject to the risk of fire. It is particularly suitable for sealing around fire-break doors, for separating and isolating store rooms for inflammable substances, electric sub-stations, tunnels, and public environments and structures such as hotels, schools, hospitals and restaurants.

BENEFITS

- Resistent to heat, flames and smoke (resistance class EI) for up to 212 minutes
- Certified according to European Standard EN 1366-4
- No surface protection required
- Water, air and dust-tight seal at normal temperatures
- Blocks the passage of flames, smoke and heat in the case of fire
- It can be painted over

APPLICATION

Remove all loose parts from the surfaces to be sealed. For fillet joints, place masking tape along the edges of the joint, extrude the sealant, smooth over the sealant and immediately remove the masking tape. For expansion joints, before extruding the sealant, insert **Mapefoam** foam filler cord in the bottom of the joint to gauge the correct width/height ratio. For high stresses, impregnate the edges of the joint with a primer made from **Mapeflex AC-FR** dissolved in water. Do not apply the product if it is about to rain, it is not suitable for wet joints. Please refer to the Technical Data Sheet before use.

grey



CHARACTERISTICS

- **Packaging:** 550 ml cartridges
- **Consumption:** 5.5 meters per 550 ml cartridge (10x10 mm section)
- **Colours available:** grey
- **Skin formation time:** 10 min. (+23°C, 50% RH)
- **Modulus of elasticity:** 0.12 N/mm² (at 50% elongation)
- **Shore A hardness:** 25
- **Certification:** EN 1366-4, EN 15651-1
- **Storage:** 12 months at +5°C - +25°C



Mapeflex Firestop 1200°C



APPLICATIONS

Rigid grout for chimneys, furnaces, radiators, barbecues, flues and fire-break walls. Ideal for pointing joints between refractory bricks and for laying purposes. Specifically made for rigidly blending and filling voids and gaps in pre-manufactured elements in contact with flames or at working temperatures up to 1200°C.

BENEFITS

- Resistant up to 1200°C
- For new manufactured elements and maintenance work on old manufactured elements
- Available in grey
- Rapid drying
- Odourless

APPLICATION

Surfaces to be bonded or sealed must be dry and free of loose parts and substance which could impede bonding, such as oil, stripping compounds and traces of surface rust.

When pointing refractory bricks on new and old elements, extrude the sealant into the joint to form a section at least 5x5 mm. Smooth over the sealant immediately after extrusion.

When laying refractory bricks, extrude several beads of the product on the lower brick, lay on the upper brick and press it down on the beads while they are still fresh. When the brick has been pressed down, 100% of the bonding surface must be buttered. Remove any excess product immediately after laying the brick.

Leave the product to dry at room temperature for at least 24-72 hours before slowly bringing the sealed element or structure up to working temperature.

Please refer to the Technical Data Sheet before use.

grey



CHARACTERISTICS

- **Packaging:** 300 ml cartridge
- **Consumption:** 3.0 meters per 300 ml cartridge (10x10 mm section)
- **Colours available:** grey
- **Time for formation of skin:** 6 min. (+23°C, 50% RH)
- **Final hardening time:** 4 mm/24 hours
- **Storage:** 12 months at +5°C - +25°C

Mapeflex Blackfill



APPLICATIONS

Non-hardening sealant for sealing and blending in new and old bitumen membranes and construction elements on roofs and flat roofs, for immediate waterproof seals and for application on damp substrates.

BENEFITS

- Compatible with bitumen substrates
- Immediately waterproof after laying
- Compatible with damp substrates
- Bonds to a multitude of surfaces
- Remains plastic

APPLICATION

Extrude the product into the area to be sealed and smooth over with a trowel. When forming fillet seals between different materials, extrude enough product and use a metal spatula to form a continuous strip to overlap the joint. To make it easier to finish off the surface of the sealant, the metal trowel may be heated up.

Please refer to the Technical Data Sheet before use.

CHARACTERISTICS

- **Packaging:** 300 ml cartridge
- **Consumption:** 3 meters per 300 ml cartridge (10x10 mm section)
- **Colours available:** black
- **Time for formation of skin:** 10 min.
- **Elongation at failure:** 65%
- **Storage:** 18 months at +5°C - +25°C

black



Mapetape



APPLICATIONS

Cold-applied, self-adhesive bituminous tape sandwiched to a thin metal strip (pre-painted aluminium or bright copper) for sealing and waterproofing gaps, cracks and joints in roofs and flat roofs, old bitumen membranes, tinwork, sandwich panels, insulating panels, skylights and chimneys where rainwater could seep through.

BENEFITS

- Easy to apply, even around complicated shapes
- Immediate waterproofing after application
- Simple, no-nonsense application, no special tools or skills required
- Resistant to tear, bad weather and temperature variations
- Coloured finish, blends in with the colour of the roof

APPLICATION

Remove all loose material from the substrate and any traces of water from flat roofs. If the temperature is lower than +5°C, heat the tape with a blower. Cut the tape to suit the shape of the area to be sealed. Remove the silicone backing from the tape, place the tape over the joint and press and flatten the tape with a roller. Overlap the edges of adjacent pieces of tape by 5 cm.

Please refer to the relative Technical Data Sheet before using the product.



CHARACTERISTICS

• Packaging:

Colour	Width of tape	Length of tape	Number of rolls per box	Metres per box
Aluminium	50 mm	10 m	n° 6	60 m
	100 mm		n° 3	30 m
	150 mm		n° 2	20 m
	200 mm		n° 3	30 m
Lead	50 mm	10 m	n° 6	60 m
	100 mm		n° 3	30 m
	150 mm		n° 2	20 m
	200 mm		n° 3	30 m
Copper	100 mm	10 m	n° 3	30 m
	150 mm		n° 2	20 m
	200 mm		n° 3	30 m

- **Consumption:** in metres
- **In-service temperature range:** -20°C - +80°C (-20°C - +65°C if applied on surfaces with a slope of more than 45°)
- **Application temperature range:** +5°/+45°C
- **Elongation at failure:** > 20% (copper finish > 10%)
- **Storage:** 24 months at +5°C - +30°C

Adesilex PVC HP



APPLICATIONS

Bonding high pressure and low pressure PVC-PMMA and ADS pipes, sleeves, syphons and fittings.

BENEFITS

- Practical packaging
- Resistant to pressure
- Service temperature from -15°C to +95°C
- Excellent adhesion without primer

APPLICATION

The surfaces to be bonded must be dry and clean. Lightly sand the surfaces if necessary.

The adhesive is easy to extrude from its tube onto the surfaces to be bonded (using a slight rotational movement). The surfaces will bond immediately but we recommend waiting a few hours prior to use. Please refer to the Technical Data Sheet before use.

CHARACTERISTICS

- **Packaging:** 125 kg tub
- **Colours:** red
- **Resistance to heat:** +100°C
- **Resistance to freezing:** -15°C
- **Storage:** 24 months

red



Mapeflex MS45



APPLICATIONS

For flexible seals in internal and external expansion joints and for sealing joints in civil and industrial floors.

Flexible bonding of building elements as an alternative to lightweight mechanical fasteners. Compatible with all absorbent mineral substrates, metal surfaces, painted surfaces, wood, brickwork, stone and many plastics. Paintable when completely hardened.

BENEFITS

- Single product for flexible bonds and seals
- High modulus of elasticity, high resistance to traffic
- High initial "sucker effect" for bonding on vertical surfaces and ceilings
- It can be painted over
- Excellent resistance to ageing and UV rays
- Extended shelf life
- No hazard or warning labels required on the packaging
- Solvent-free, odourless
- Compatible with damp environments

APPLICATION

When used as sealant. Remove all loose parts from the surfaces to be sealed. Use **Primer FD** for high stresses when in service, use **Primer P** on plastics.

Use masking tape along the sides of the joint to get a better edge along the seal. For fillet joints, extrude and smooth over the surface of the sealant, and immediately remove the masking tape. For expansion joints, before extruding the sealant, insert **Mapefoam** foam filler cord in the bottom of the joint to gauge the correct width/height ratio.

When used as flexible adhesive. Clean and de-grease the surfaces to be bonded. Extrude beads or spots of the product every 15-20 cm and press together the components to be bonded. Temporary supports must be used for 24 hours for heavy objects.

Please refer to the Technical Data Sheet before use.

white



113



brown



black



CHARACTERISTICS

- **Packaging:** 300 ml cartridge
- **Consumption:** 3.0 meters per 300 ml cartridge (10x10 mm section)
- **Colours available:** white, 113 grey, brown and black
- **Time for formation of skin:** 30 min. (+23°C, 50% RH)
- **Elongation in service:** 20%
- **Modulus of elasticity:** 0.66 N/mm²
- **Shore A hardness:** 36
- **Certification:** EN 15651-1, EN 15651-4, GEV EMICODE EC1 R Plus, suitable for contact with drinking water
- **Storage:** 15 months at +5°C - +25°C



Mapeflex MS Crystal



transparent



APPLICATIONS

Forming elastic seals between similar and/or different materials normally used in the building industry. Ideal for sealing glass to glass or between substrates in contrasting colours without having to use sealant with a similar colour.

BENEFITS

- Single product for bonding and sealing
- Compatible with damp substrates
- Crystal clear
- Special nozzle to prevent waste
- Solvent-free
- No hazard or warning labels required

APPLICATION

When used as sealant. Remove all loose material from the surfaces to be sealed. Apply **Primer FD** for heavy stresses when in service; apply **Primer P** on plastics.

Place masking tape along the edges of the joint to form a neater seal. For fillet joints, extrude the sealant, smooth over the surface and immediately remove the masking tape. For expansion joints, before extruding the sealant, insert **Mapefoam** foam filler cord along the bottom of the joint to set the correct width/height ratio.

When used as elastic adhesive. Clean and de-grease the surfaces to be bonded. Extrude beads or spots of product every 15-20 cm and press the components to be bonded together. Temporary supports must be used for 24 hours when bonding heavy objects. Please refer to the Technical Data Sheet before use.

CHARACTERISTICS

- **Packaging:** 300 ml cartridges
- **Consumption:** 3.0 meters per 300 ml cartridge (10x10 mm section)
- **Colours available:** crystal clear
- **Time for formation of skin:** 35 min
- **Movement in service:** 20%
- **Modulus of elasticity:** 0.80 N/mm²
- **Shore a hardness:** 35
- **Certification:** EN 15651-1, EN 15651-3 and EC1 R Plus
- **Storage:** 18 months



Ultrabond MS Rapid



APPLICATIONS

Assembling and constructing building and industrial elements with or without the aid of mechanical fasteners. Deformable bonds for light or heavy construction elements on all the most widely used building materials, including damp materials. Ideal for bonding panels, coating materials, mirrors and decorative elements on internal and external surfaces. Specific for bonding **Idrostop Soft** water-expanding profiles.

BENEFITS

- Very high initial sucker effect
- High strength bond after a very short time
- No clamps required; does not expand or swell
- Compatible with all building materials*, including damp materials
- Evens out irregularities between different surfaces when fresh; absorbs the different expansion rates of the bonded materials/elements when hardened
- Suitable for internal and external use and below water

* for plastics, contact the MAPEI Technical Services Department

APPLICATION

Thoroughly clean and de-grease the surfaces to be bonded. For certain applications, apply **Primer FD** or **Primer P** and leave it to dry. Extrude one or more parallel beads 10-15 cm apart using the special pre-cut triangular nozzle; press the elements together for at least 10 seconds; use temporary clamps/supports for heavy objects. Please refer to the Technical Data Sheet before use.

white



CHARACTERISTICS

- **Packaging:** 300 ml cartridge
- **Consumption:** 5 meters of bead per 300 ml cartridge
- **Colours available:** white
- **Time for formation of skin:** 5 min.
- **Hardening time:** 2 h
- **Initial tensile strength (sucker effect):** 25 N
- **Final tensile strength:** 30 kg/cm²
- **Certification:** GEV EMICODE EC1 R Plus
- **Storage:** 18 months at +5°C - +25°C



Maapefoam



APPLICATIONS

Pre-formed, closed-cell, foam polyethylene cord to gauge the correct depth for elastomeric sealants used for filling expansion, fillet and separation joints, cracks and slits to avoid the sealant sticking to the bottom of the joint.

BENEFITS

- Pre-formed cord which is easy to compress, adaptable to different joint sizes
- Non-stick for all sealants
- Closed-cell foam product to impede water absorption
- Does not rot even in damp environments
- Excellent dimensional stability and good chemical resistance

APPLICATION

Use a cord 20-30% larger than the average width of the joint to be sealed, press it into the joint by hand to set it at a suitable height to form the required section to be sealed.

CHARACTERISTICS

- Density: 40 kg/m³
- Diameter and packaging:
 - Ø 6 mm, 550 m rolls,
 - Ø 10 mm, 550 m rolls,
 - Ø 15 mm, 550 m rolls,
 - Ø 20 mm, 350 m rolls,
 - Ø 25 mm, 200 m rolls,
 - Ø 30 mm, 160 m rolls,
 - Ø 40 mm, 270 m rolls.

Primers

PRIMER M

Primer for non-absorbent surfaces

APPLICATIONS

Solvent-free polyurethane primer to promote the bond of **Mapeflex** one-component polyurethane sealants on all types of compact, non-absorbent building substrates, such as concrete, mortar, wood, brickwork, metal, ceramic and painted surfaces.

Primer M is supplied ready to use and is applied by brush in a single even coat on the surface of the substrate.

The sealant must only then be applied when the primer is no longer sticky to the touch, after approximately 40 min. at +23°C and 50% RH.



CHARACTERISTICS

- **Consumption:** 5÷10 g/metre of treated 1 cm-deep joint
- **Packaging:** 250 g canisters, 2 kg metallic drum

PRIMER P

Primer for plastics

APPLICATIONS

Transparent solvent primer used to promote the bond of **Mapesil** neutral silicone sealants, **Mapeflex** and **Ultrabond** one-component polyurethane and hybrid sealants to a wide range of rigid and flexible plastics, such as PVC, polycarbonate, polyolefine, HD polypropylene, foam polyethylene, EPDM and plexiglas.

Primer P is supplied ready to use and is applied by brush in one or more coats according to the porosity of the substrate.

The sealant must only then be applied when the primer is no longer sticky to the touch, after approximately 20 min. at +23°C and 50% RH. We recommend carrying out preliminary tests or contacting the MAPEI Technical Services Department prior to application.



CHARACTERISTICS

- **Consumption:** 5÷10 g/metre of treated 1 cm-deep joint
- **Packaging:** 150 g canisters

PRIMER EP

Primer for Mapeflex PU20, Mapeflex PU21 and Mapeflex PU30

APPLICATIONS

Transparent epoxy primer in solvent supplied in kits of 2 pre-dosed components, used to promote the bond of **Mapeflex** epoxy-polyurethane sealants.

Mix the 2 components together and apply one or more coats of the mix on all absorbent or compact building substrates, according to the absorbency of the substrate.

The sealant must only then be applied when the primer is no longer sticky to the touch, from 3 to 24 hours after application at +23°C and 50% RH.

The workability time of the product after mixing is 4-5 hours.



CHARACTERISTICS

- **Consumption:** 5÷10 g/metre of treated 1 cm-deep joint
- **Packaging:** 10 kg kit (A+B)

PRIMER PU60

Primer for sealants such as Mapeflex PB25 and Mapeflex PU70 SL

APPLICATIONS

One-component polyurethane primer in solvent, used to promote the bond of **Mapeflex PB25** and **Mapeflex PU70 SL** polyurethane-modified sealants.

Primer PU60 is supplied ready to use and is applied by brush in one or more coats, according to the porosity of the substrate. The sealant must only then be applied when the primer is no longer sticky to the touch, after approximately 24 hours at +23°C and 50% RH.



CHARACTERISTICS

- **Consumption:** 5÷10 g/metre of treated 1 cm-deep joint
- **Packaging:** 10 kg drums

Primers

PRIMER FD

Primer for the sealants of the Mapesil line

APPLICATIONS

One-component silicone primer in solvent, used to promote the bond of **Mapesil** silicone sealants on absorbent mineral substrates in critical application conditions. **Primer FD** is supplied ready to use and is applied by brush in one or more coats according to the porosity of the substrate. The sealant must only then be applied when the primer is no longer sticky to the touch, after approximately 60 hours at +23°C and 50% RH.



CHARACTERISTICS

- **Consumption:** 5÷10 g/metre of treated 1 cm-deep joint
- **Packaging:** 200 and 900 g canisters

PRIMER MF

Primer for Mapeflex PU20, Mapeflex PU21 and Mapeflex PU30

APPLICATIONS

Two-component, solvent-free, epoxy primer used as a bonding promoter for epoxy-polyurethane sealants from the **Mapeflex** range. Mix the two components together and apply on all absorbent or compact building substrates. The sealant must only be applied when the primer is no longer sticky (4-48 hours). The workability time of the product after mixing is 90'.



CHARACTERISTICS

- **Consumption:** 5÷10 g/linear metre of 1 cm-deep joint
- **Packaging:** 1 kg kit (A+B) and 6 kg (A+B)

PRIMER A

Primer for absorbent substrate

APPLICATIONS

Solvent-free aliphatic polyurethane primer to improve adhesion of **Mapeflex** one-component polyurethane sealants on many different types of substrate.

Primer A is supplied ready-mixed and is applied by brush in a single, even coat over the entire substrate. The sealant must only be applied when the primer is no longer sticky (2 hours at +23°C and 50% R.H.).

CHARACTERISTICS

- **Consumption:** 5±10 g/metre of treated 1 cm-deep joint
- **Packaging:** 250 g canister, 1 kg drum

Colour Chart

	100	103	110	111	112	113	114	115	116	119	120	130	131	132	160	133	134	135	137
	WHITE	MOON WHITE	MANHATTAN 2000	SILVER GREY	MEDIUM GREY	CEMENT GREY	ANTHRACITE	RIVER GREY	MUSK GREY	LONDON GREY	BLACK	JASMINE	VANILLA	BEIGE 2000	MAGNOLIA *	SAND	SILK	GOLDEN DUST	CARIBBEAN
Mapesil U																			
Mapesil Z Plus				●		●						●							
Mapesil AC	●	●	●	●	●	●	●	●	●	●	●	●	●	●	●	●	●	●	●
Mapesil 300°C																			
Mapeflex AC2																			
Mapeflex AC4																			
Ultrabond Super Grip																			
Mapeflex AC-P																			
Mapeflex AC-FR																			
Mapeflex Firestop 1200°C																			
Mapeflex Blackfill																			
Mapeflex PU40				●															
Mapeflex PU S15				●															
Mapeflex PU 45 FT				●		●													
Mapeflex PU50 SL				●															
Mapeflex PU35 CR						●													
Mapeflex PU70 SL																			
Mapeflex PB25																			
Mapeflex PU65																			
Mapeflex PU20						●													
Mapeflex PU30						●													
Mapeflex PU21						●													
Mapesil BM																			
Mapesil GP																			
Mapesil LM	●		●	●	●	●	●				●	●		●					
Mapeflex MS Crystal																			
Mapeflex MS45						●													
Ultrabond MS Rapid																			

[illegible]

Definitely anchored!



Mapefix

Mapei's new range of **certified chemical anchors**
for all your design needs.

ETA certified and CE mark

Mapefix PE Wall

LIGHT LOADS
FOR MASONRY

Mapefix VE SF

STRUCTURAL LOADS
FOR ALL MATERIALS

Mapefix PE SF

HEAVY LOADS
FOR CONCRETE
AND MASONRY

Mapefix EP

STRUCTURAL LOADS
FOR ALL MATERIALS

Mapefix EP Seismic

STRUCTURAL LOADS
FOR ALL MATERIALS



Mapei is by your side:
let's take a deeper look together at www.mapei.it



Criteria when choosing chemical anchors

EU Certification available		Mapecif PE Wall	Mapecif PE SF	Mapecif VE SF	Mapecif EP 385	Mapecif EP Seismic
Anchoring bars for second pours	ETA rebar in compliance with TR 023			Yes	Yes	Yes
Anchoring bars in tension zones or cracked concrete	ETA option 1 in compliance with TR 029			Yes	Yes	Yes
Anchoring bars in compression zones or non-cracked concrete	ETA option 7 in compliance with TR 029		Yes	Yes	Yes	Yes
Anchoring bars in smooth core-drilled holes	ETA core drill in compliance with TR 029				Yes	
Anchors in masonry	ETA masonry in compliance with ETAg 029	Yes				
Anchors in areas at low-risk of seismic activity (C1)	ETA option 1 in compliance with TR 029 and TR 45			Yes	Yes	Yes
Anchors in areas at low-risk of seismic activity (C2)	ETA option 1 in compliance with TR 029 and TR 45				Yes	Yes

Criteria when choosing chemical anchors

		Mapecfix PE Wall polyester	Mapecfix PE SF polyester	Mapecfix VE SF vinyl-ester	Mapecfix EP 385 epoxy	Mapecfix EP Seismic epoxy
Metal bars	Threaded	Yes	Yes	Yes	Yes	Yes
	Rebar	No*	Yes*	Yes	Yes	Yes
Substrate	Concrete	Yes*	Yes	Yes	Yes	Yes
	Solid masonry	Yes	Yes	Yes	Yes	Yes
	Perforated masonry	Yes	Yes	Yes	Yes	Yes
	Wood	No	No	Yes	Yes	Yes
Type of load	Static	Yes	Yes	Yes	Yes	Yes
	Dynamic	No	No	Yes	Yes	Yes
	Seismic class C1	No	No	Yes	Yes	Yes
	Seismic class C2	No	No	No	Yes	Yes
Position of hole	In tension zone	No	No	Yes	Yes	Yes
	In compressed zone	Yes	Yes	Yes	Yes	Yes
Drilling method	Core-driller	No	No	No	Yes	Yes*
	Drill and drill bit	Yes	Yes	Yes	Yes	Yes
Condition of hole	Dry	Yes	Yes	Yes	Yes	Yes
	Damp	No	Yes	Yes	Yes	Yes
	Wet	No	No	Yes	Yes	Yes
	Flooded	No	No	No	Yes	Yes

* = application possible but not ETA certified

Mapefix EP 470 Seismic



APPLICATIONS

Two-component pure epoxy resin at a ratio of 2:1 contained in cartridges with two separate compartments and a static mixing nozzle. Certified for chemical anchors for threaded bar and rebar in rough or smooth (core drilled) holes in all types of building material such as concrete, wood and all types of masonry. Also certified for supplementary reinforcing bars in reinforced concrete and for anchoring elements subjected to seismic loads (classes C1 and C2). Ideal for all types of structural strengthening work, construction joints, for use in aggressive environments, damp areas and areas below the water line and for static, dynamic or seismic loads.

BENEFITS

- For anchors in tension and compressed zones and for seismic loads
- For concrete with or without cracks
- For all types of building material including damp or wet materials and materials below the water line
- Long workability time
- 4 ETA certifications
- Very high mechanical strength
- Special zero-waste cartridges
- For threaded bar from M8 to M30 and reinforcing bars from Ø8 up to Ø32

APPLICATION

Calculate the size of the anchor according to the directions on the Technical Data Sheet, drill the substrate, remove all traces of dust and any loose portions, screw the static mixer to the cartridge, discard the first 3 shots of resin, then fill the hole to 2/3 its depth without entraining air. Insert the metal bar in the hole while rotating it until any excess resin is forced out.

CHARACTERISTICS

- **Packaging:** 470 ml cartridge
- **Colours available:** grey
- **Storage:** 24 months at +5°C - +25°C
- **Application temperature range:** +5°C - +40°C
- **Certification:** *ETA option 1* for anchors in tension zones (M12-M24) and compressed zones (M8-M30); *ETA seismic* performance C2 for anchors in seismic zones; *ETA REBAR* option for supplementary reinforcing bars in reinforced concrete (Ø8-Ø32)



M8 ÷ M30



M16 ÷ M24



M12 ÷ M24



Ø8 ÷ Ø32



Mapecfix EP 385



APPLICATIONS

Two-component, styrene-free pure epoxy resin in a cartridge with 2 compartments and static mixer, certified as a chemical anchor for metal bars in rough and smooth holes (cored holes) in all types of building materials, such as concrete, stone, wood and all types of masonry, and for anchoring supplementary reinforcing steel in reinforced concrete (connecting bars) and for anchoring elements subjected to seismic loads (class C1 and C2). Ideal for structural strengthening work and for anchoring all types of elements, including aggressive environments, damp areas and areas below the water line and for static, dynamic or seismic loads.

BENEFITS

- For anchors in tension and compressed zones and for seismic loads
- For concrete with or without cracks
- For all building materials for use in damp or wet holes or in holes below water
- Long workability time
- 6 ETA certifications
- Very high mechanical strength
- Special zero-waste cartridges
- For bars from M8 to M39 (certified from M8 to M30) and for reinforcing steel from Ø8 to Ø40 (certified from Ø8 up to Ø32)

APPLICATION

Calculate the size of the anchor according to the directions on the Technical Data Sheet, drill the substrate, remove all traces of dust and any loose portions, screw the static mixer to the cartridge, discard the first 3 shots of resin, then fill the hole to 2/3 its depth without entraining air. Insert the metal bar in the hole while rotating it until any excess resin is forced out.



CHARACTERISTICS

- **Packaging:** 385 ml cartridge
- **Colours available:** grey
- **Storage:** 24 months at +5°C to +25°C
- **Application temperature range:** +5°C to +40°C
- **Certification:** *ETA option 1* for anchors in tension zones (M12-M30, Ø12-Ø32) and compressed zones (M8-M30, Ø10-Ø32); *ETA seismic* performance C1 and C2 for anchors in seismic zones; *ETA REBAR* option for supplementary reinforcing bars in reinforced concrete (Ø8-Ø25); *ETA core drill* for anchors in core-drilled holes (M10-M24, Ø10-Ø40) *fire resistant* for anchors in fire risk areas



M10 ÷ M24
Ø10 ÷ Ø25



M8 ÷ M30
Ø10 ÷ Ø32



M12 ÷ M30
Ø12 ÷ Ø32



M12 ÷ M30
Ø12 ÷ Ø32



M12 ÷ M16



Ø8 ÷ Ø40



Mapefix VE SF



APPLICATIONS

Two-component, styrene and solvent-free vinylester resin in a single cartridge with static mixer, certified as a chemical anchor for metal bars in rough holes in all types of building materials, such as concrete, stone, wood and all types of masonry, and for anchoring supplementary reinforcing steel in reinforced concrete (connecting bars) and for anchoring elements subjected to seismic loads (class C1). Ideal for structural strengthening work and for anchoring all types of elements, including aggressive environments, damp areas and areas below the water line and for static, dynamic or seismic loads.

BENEFITS

- For anchors in tension zones, construction bars in concrete, seismic loads
- For concrete with or without cracks
- For all building materials, including damp or wet ones
- Ultra-rapid hardening
- 4 ETA certifications
- Very high mechanical strength
- Special zero-waste cartridges
- For bars from M8 to M30 and from Ø8 to Ø32

APPLICATION

Calculate the size of the anchor according to the directions on the Technical Data Sheet, drill the substrate, remove all traces of dust and any loose portions, screw the static mixer to the cartridge, discard the first 3 shots of resin, then fill the hole to 2/3 its depth without entraining air. Insert the metal bar in the hole while rotating it until any excess resin is forced out. Because the product reacts very quickly, carry out anchoring work without interruptions to avoid waste.



CHARACTERISTICS

- **Packaging:** 300 ml and 420 ml cartridges
- **Colours available:** grey
- **Storage:** 12 months (300 ml) or 18 months (420 ml) at +5°C to +25°C
- **Application temperature:** -10°C ÷ +35°C
- **Certification:** *ETA option 1* for anchors in tension zones (M12-M30, Ø12-Ø32) and compressed zones (M8-M30, Ø8-Ø32); *ETA seismic performance C1* for anchors in seismic zones; *ETA REBAR* option for supplementary reinforcing bars in reinforced concrete (Ø8-Ø25); *fire resistant* for anchors in fire risk areas



M8 ÷ M30
Ø8 ÷ Ø32



M12 ÷ M30
Ø12 ÷ Ø32



M12 ÷ M30
Ø12 ÷ Ø32



Ø8 ÷ Ø25



Mapefix PE SF



APPLICATIONS

Two-component, styrene-free polyester resin in a single cartridge with static mixer, certified as a chemical anchor for metal bars in rough holes in various building materials, such as concrete, stone and solid, semi-solid, perforated and mixed masonry. Ideal for anchoring aerials, signs, window and door fittings, plant equipment and sanitary fittings.

BENEFITS

- For concrete and masonry
- Suitable for use in damp holes or at temperatures down to -5°C
- Ultra-rapid hardening
- ETA option 7 certified resin (anchors for concrete without cracks)
- Also available for silicone guns
- Special zero-waste cartridges
- For bars from M8 to M24

APPLICATION

Calculate the size of the anchor according to the directions on the Technical Data Sheet, drill the substrate, remove all traces of dust and any loose portions, screw the static mixer to the cartridge, discard the first 3 shots of resin, then fill the hole to 2/3 its depth without entraining air. Insert the metal bar in the hole while rotating it until any excess resin is forced out. Because the product reacts very quickly, carry out anchoring work without interruptions to avoid waste.



CHARACTERISTICS

- **Packaging:** 300 ml and 420 ml cartridges
- **Colours available:** grey
- **Storage temperature:** 12 months (300 ml) or 18 months (420 ml) at +5°C - +25°C
- **Application temperature range:** -5°C to +35°C
- **Certification:** *ETA option 7* for anchors in compressed zones (M8 ÷ M24)



M8 ÷ M24



Mapecfix PE Wall



APPLICATIONS

Two-component, styrene-free polyester resin in a single cartridge with static mixer, certified as a chemical anchor for metal bars in rough holes in solid, semi-solid, perforated and mixed masonry.

BENEFITS

- For all types of masonry
- Suitable for use in holes at temperatures down to 0°C
- Ultra-rapid hardening
- ETag 029 certified resin (anchors in masonry)
- Also available for silicone guns
- Special zero-waste cartridges
- For bars from M8 to M24 (certified up to M12)
- May be applied on concrete

APPLICATION

Calculate the size of the anchor according to the directions on the Technical Data Sheet, drill the substrate, remove all traces of dust and any loose portions, screw the static mixer to the cartridge, discard the first 3 shots of resin, then fill the hole to 2/3 its depth without entraining air. Insert the metal bar in the hole while rotating it until any excess resin is forced out. Because the product reacts very quickly, carry out anchoring work without interruptions to avoid waste.



CHARACTERISTICS

- **Packaging:** 300 ml and 380 ml cartridges
- **Colours available:** grey
- **Storage temperature:** 12 months at +5°C to +25°C
- **Application temperature range:** 0°C to +35°C
- **Certification:** ETag 029 for anchors in masonries (M8 ÷ M12)



M8 ÷ M12



Mapefix Tools

SPARE STATIC MIXERS FOR MAPEFIX PE WALL, PE SF and VE SF

APPLICATIONS

Plastic conical mixer units with internal spiral element used to mix and extrude **Mapefix PE Wall** and **PE SF** polyester resin and **Mapefix VE SF** vinylester resin chemical anchors when the standard static mixers supplied with the cartridge are not suitable for a particular site application.

CHARACTERISTICS

- **Packaging:** bags of 12 mixers



SPARE STATIC MIXERS FOR MAPEFIX EP

APPLICATIONS

Plastic conical mixer units with internal spiral element with 18 loops and cylindrical extension, used to mix and extrude **Mapefix EP** epoxy resin chemical anchors when the standard static mixers supplied with the cartridge are not suitable for a particular site application.

CHARACTERISTICS

- **Packaging:** bags of 12 mixers + 12 cylindrical extensions



MAPEFIX MESH SLEEVES FOR DRILLED HOLES

APPLICATIONS

Drilled, plastic cylindrical sleeves used in combination with **Mapefix** chemical anchors in perforated substrates such as brick and concrete block masonry. Insert in holes drilled in the substrate before extruding **Mapefix** resin and inserting metal bars.


CHARACTERISTICS

- **Sizes and packaging:**

- Ø 12 x 80 mm, bags of 10 mesh sleeves

- Ø 15 x 85 mm, bags of 10 mesh sleeves

- Ø 20 x 85 mm, bags of 10 mesh sleeves





MapePUR

For an impenetrable barrier.

Polyurethane foam for filling, sealing, soundproofing and insulating

It is inevitable that buildings have gaps, cavities and breaks. The new range of MapePUR expanding polyurethane foams form an impenetrable barrier by eliminating thermal bridges and increasing our sense of wellbeing and comfort. MapePUR is available in 750 ml spray cans for either manual application or gun application. **Mapei is by your side: let's take a deeper look together at www.mapei.it**



 **Insulation from noise**
 **Insulation from heat**
 **Insulation from cold**

Info di prodotto



Available at leading
builders Merchants



MapePUR Universal Foam G and M



APPLICATIONS

Filling and sealing large and small gaps and cavities. Assembly, filling and insulating work on a wide range of construction features in the building and plant installation sectors.

BENEFITS

- Insulating/soundproofing properties
- Ready to use
- Excellent adhesion (except on PE, PP and Teflon)
- Rapid-hardening
- Precise feed, maximum yield, no waste
(MapePUR Universal Foam G)

APPLICATION

Hand held version (**MapePUR Universal Foam M**): remove the cap and put on the protective gloves. Hold the can upside-down, shake for around 20 seconds and screw the nozzle to the valve.

Spray the foam into the area to be filled; start from the lowest part and work upwards. Fill the gap to around 60% of its volume. Extrusion gun version (**MapePUR Universal Foam G**): shake the can for around 20 seconds and screw the can to the threaded collar of a **MapePUR Gun Standard**.

The foam may be cut once set.



CHARACTERISTICS

- **Packaging:** 750 ml
- **Volume:** up to 45 litres (free expansion)
- **Colours available:** yellow
- **Sanding:** 30 minutes
- **Storage:** 18 months
- **Thermal conductivity:** 0.039 W/(m K) (**M** version); 0.036 W/(m K) (**G** version)
- **Acoustic insulation:** 58 dB
- **Application temperature:** +5°C / +30°C
- **Reaction to fire:** class B3



MapePUR Roof Foam G and M



APPLICATIONS

Filling, sealing and bonding building components; widely used for installing and insulating roofing tiles on gable roofs.

BENEFITS

- Contains no CFC
- Low expansion rate
- Simple rapid use
- Ready to use
- High tear strength
- For bonding 7-14 m² of roof tiles
- Precise feed, maximum yield and no waste (**MapePUR Roof Foam G**)

APPLICATIONS

Hand held version (**MapePUR Roof Foam M**): remove the cap and put on the protective gloves. Hold the can upside-down, shake for around 20 seconds and screw the nozzle to the valve.

Apply the foam in beads and spots to guarantee a better bond.

Extrusion gun version (**MapePUR Roof Foam G**): shake the can for around 20 seconds and screw the can to the threaded collar of a **MapePUR Gun Standard**.



CHARACTERISTICS

- **Contents:** 750 ml
- **Volume:** up to 45 litres (free expansion)
- **Colours available:** grey
- **Sanding:** 30 minutes
- **Storage:** 18 months
- **Thermal conductivity:** 0.039 W/(m K) (**M** version); 0.036 W/(m K) (**G** version)
- **Application temperature:** +5°C/+30°C
- **Reaction to fire:** class B2
- **Tensile strenght:** 1.1 kg/cm³



MapePUR Fire Foam M



APPLICATIONS

Filling, sealing and insulating gaps requiring class EI fire resistance.

BENEFITS

- Contains no CFC
- High expansion rate
- Certified EI 240 fire resistant
- Ready to use
- Thixotropic

APPLICATIONS

Remove the cap and put on the protective gloves under the cap. Hold the can upside-down, shake for around 20 seconds and screw the nozzle to the valve. Spray the foam into the area to be filled; start from the lowest part and work upwards. Fill the gap to around 60% of its volume, wait until it has expanded and set and trim off the excess foam.

CHARACTERISTICS

- **Contents:** 750 ml
- **Volume:** up to 45 litres (free expansion)
- **Colours available:** pink
- **Sanding:** 30 minutes
- **Storage:** 12 months
- **Thermal conductivity:** 0.039 W/(m K)
- **Certification:** EI 240
- **Application temperature:** +5°C/+30°C
- **Reaction to fire:** class B1



MapePUR Cleaner



APPLICATIONS

To remove polyurethane foam before it hardens from tools, packaging and clothes.

BENEFITS

- May be used for manual spray application
- Contains no CFC
- Ready to use
- Long storage time

APPLICATIONS

Shake the can for at least 10 seconds, remove the cap, attach the cylindrical nozzle to the can and clean all the dirty areas.

Screw the can to the threaded collar of a **MapePUR Gun Standard** to clean the internal circuit after use.

CHARACTERISTICS

- **Contents:** 500 ml
- **Colours available:** transparent
- **Storage:** 18 months
- **Application temperature:** +5°C



Notes

This image shows a full page of blank graph paper. The grid consists of small, uniform squares formed by thin, light blue lines. There are no margins, text, or other markings on the page.

Accessories and Tools for Sealants, Che

MAPEI GUN 310

PRO-GRADE MANUAL EXTRUSION GUN FOR 310 ml CARTRIDGES

APPLICATIONS

Extruding sealants, included high viscosity sealants.
Also suitable for chemical bolts in co-axial packages.

BENEFITS

- Robust structure for a long service life
- Low weight



MAPEI GUN 310 PRO

PRO-GRADE MANUAL EXTRUSION BARREL GUN FOR 310 ml CARTRIDGES

APPLICATIONS

Easy extrusion of low-viscosity (silicon and acrylic) and high viscosity (polyurethane, bitumen and butyl) sealants. Also suitable for chemical bolts in co-axial packages, including at low temperatures.

BENEFITS

- High gear ratio for fatigue-free extrusion
- Robust structure for a long service life
- Lightweight with an ergonomic grip
- Wear-compensation mechanism



chemical Anchors and Polyurethane Foams

MAPEI GUN 420 2K

PRO-GRADE MANUAL EXTRUSION GUN FOR 420 ml CARTRIDGES

APPLICATIONS

Effortless extrusion of chemical anchors contained in co-axial (380-410 ml and 420 ml) cartridges.

Also suitable for use at low temperatures.

BENEFITS

- High gear ratio for easy, effortless extrusion
- Robust structure for a long service life



MAPEI GUN 585 2K

PRO-GRADE MANUAL EXTRUSION GUN FOR 385, 470 and 585 ml CARTRIDGES

APPLICATIONS

Effortless extrusion of chemical anchors contained in bi-axial cartridges with a mixing ratio of 3:1 and 10:1, also suitable for use at low temperatures.

BENEFITS

- High gear ratio for easy, effortless extrusion
- Robust structure for a long service life
- May be used for 3 different types of bi-axial cartridge



Accessories and Tools for Sealants, Che

MAPEI GUN 600 PRO

PRO-GRADE MANUAL EXTRUSION BARREL GUN FOR 600 ml SOFT-CARTRIDGES

APPLICATIONS

Easy extrusion of low-viscosity (silicon and acrylic) and high viscosity (polyurethane, bitumen and butyl) sealants in 600 ml soft-cartridges, including at low temperatures.

BENEFITS


- High gear ratio for fatigue-free extrusion
- Robust structure for a long service life
- Low weight with an ergonomic grip
- Wear-compensation mechanism



NOZZLE FOR MAPEI GUN EXTRUSION NOZZLE FOR TUBES

APPLICATIONS

Used in combination with **Mapei Gun 600 PRO** or **Mapei Gun 600 PRO Electric** silicone guns to extrude the contents of cartridges.



Chemical Anchors and Polyurethane Foams

MAPEI GUN 825 2K

PRO-GRADE MANUAL EXTRUSION GUN FOR MAPEFIX 825 ml

APPLICATIONS

Effortless extrusion of chemical anchors contained in co-axial (825 ml) cartridges. Also suitable for use at low temperatures.

BENEFITS

- High gear ratio for easy, effortless extrusion
- Robust structure for a long service life



MAPEI GUN ELECTRIC

RANGE OF ELASTIC SEALANT GUNS WITH RECHARGEABLE BATTERIES

APPLICATIONS

Electric tools for sealants and elastic adhesives in cartridges or tubes, chemical anchors in co-axial and bi-axial cartridges.

BENEFITS

- Low weight
- Easy to apply
- Easy to extrude
- Constant feed
- Complete kit comprising two rechargeable batteries, one battery charger and a carrying case



MAPEI GUN 310 ELECTRIC



MAPEI GUN 420 2K ELECTRIC



MAPEI GUN 600 PRO ELECTRIC



MAPEI GUN 585 2K ELECTRIC

Accessories and Tools for Sealants, Che

MAPEPUR EASY SPRAY

ACCESSORY FOR HAND-HELD FOAM POLYURETHANE SPRAY CANS

APPLICATIONS

Ergonomic grip for polyurethane manual foam cans.

BENEFITS

- Easy use even in narrow areas
- Light and robust
- Allows better control of the foam during spraying



MAPEPUR GUN STANDARD

EXTRUSION GUN FOR POLYURETHANE FOAM

APPLICATIONS

Effortless precise extrusion of polyurethane foam.

BENEFITS

- Metal body
- Lightweight
- Constant mix feed
- Control of the foam during spraying



mical Anchors and Polyurethane Foams

MAPEPUR DISPENSER M

SPARE NOZZLES FOR HAND-HELD POLYURETHANE FOAM SPRAY CANS

APPLICATIONS

Spare nozzles for hand-held cans of foam.

BENEFITS

- Ergonomic hand-grip
- Re-sealable nozzle



Sealants Shelf Display Units



“MINI” shelf display unit

Holds over 300 sealant and chemical anchor cartridges

Dimensions: 67 x 40 x 200
(width x depth x height)

- MK983505 Dividers for 66 sealant cartridge shelf unit (1x)
- MK658210 Artwork for 66 sealant cartridge shelf unit (1x)
- MK983507 Crowner for 66 sealant cartridge shelf unit (1x)
- MK841810 Information board (1x)
- MK983504N Shelf unit for 66 sealant cartridges (1x)
- MK983502 Upright for shelf unit (2x)




“MAXI” shelf display unit

Holds over 450 sealant and chemical anchor cartridges

Dimensions: 100 x 60 x 220
(width x depth x height)

- MK983503 Dividers for 100 sealant cartridge shelf unit (1x)
- MK692110 Artwork for 100 sealant cartridge shelf unit (1x)
- MK983508 Crowner for 100 sealant cartridge shelf unit (1x)
- MK841810 Information board (1x)
- MK983501N Shelf unit for 100 sealant cartridges (1x)
- MK983502 Upright for shelf unit (2x)

Notes





● Technical documentation

From the technical area menu you can view the technical documentation divided per product lines and type of document.

HEAD OFFICE
MAPEI S.p.A.
Via Cafiero, 22 - 20158 Milan
Tel. +39-02-37673.1
Fax +39-02-37673.214
Internet: www.mapei.com
E-mail: mapei@mapei.it