

ULTRACOAT RANGE

Systems for
protecting wood



On the cover:
Campus FHNW
Muttenz - Switzerland

INDEX

Page 2	SYSTEMS FOR PROTECTING AND FINISHING WOOD
page 4	Ultracoat Aqua Plus
page 5	Ultracoat Binder
page 6	Ultracoat Filler S1
page 7	Ultracoat Universal Base
page 8	Ultracoat Base One
page 9	Ultracoat Solvent Base
page 10	Ultracoat Premium Base
page 11	Ultracoat Toning Base
page 12	Ultracoat Easy
page 13	Ultracoat Easy Plus
page 14	Ultracoat MT 2K
page 15	Ultracoat HT 2K
page 16	Ultracoat HT A-S
page 17	Ultracoat Soft Touch
page 18	Ultracoat Hard Oil Fast
page 20	Ultracoat Oil Wax
page 21	Ultracoat Oil Care Plus
page 22	Ultracoat HT Sport
page 23	Ultracoat Sport Color
page 24	Ultracoat Top Deck Oil
page 25	Ultracoat Top Deck Cleaner



page 26	GUIDE FOR MAINTENANCE OPERATIONS ON WOODEN FLOORS
page 27	Ultracoat Cleaner
page 28	Ultracoat Remover Plus
page 29	Ultracoat Polish A-S
page 30	Ultracoat Polish H-T
page 36	COMPLEMENTARY PRODUCTS
page 37	Ultracoat Roller T 3 Ultracoat Roller T 5 Ultracoat Roller T 10 Ultracoat Roller MT 8 Ultracoat Roller Base Sport Ultracoat Roller Finish Sport Ultracoat MT Sport Ultracoat SR Ultracoat Pad Ultracoat Pad Special Stripper Ultracoat Oil Pad Ultracoat Steel Spatula
page 39	
page 40	SELECTION GUIDE
page 47	SELECTION CHARTS

NEW DIMENSIONS IN WOOD



SYSTEMS FOR PROTECTING AND FINISHING WOOD



Quick, simple systems to protect wood

Further to the success of our products for laying wood **Mapei** has developed the **Ultracoat** systems to protect wood.

Products which respect both human health and the environment

Mapei has always had our health and respect for the environment at heart, and the latest developments of **Ultracoat** range reflect these considerations.

Products with NO NMP and EC1 and EC1 Plus CERTIFIED

The **Ultracoat** water-based systems contain no traces of NMP, a solvent which, over the years, has been proved to be a risk for human health, because it continues to emit harmful substances even after applying products in which it is contained.

Ultracoat systems, easy to apply

Varnishing wood is a delicate step. **Mapei** has carefully assessed problems which normally arise on site, to formulate a range of products which are extremely easy to use.

Ultracoat: systems which offer high or extremely high protection for wood

The products in the **Ultracoat** range have been specially formulated so that highly-protective systems for wood may be easily and quickly applied, to protect even those floors which are subject to a high level of pedestrian traffic.

Ultracoat: water-based systems with class B_{FL}-s1 and C_{FL}-s1 fire resistance certification

Ultracoat Aqua Plus



Solvent and NMP-free, odourless, water-based binder, to be mixed with wood flour, for grouting wooden floors with very low emission level of volatile organic compounds (VOC). Suitable for **Ultracoat cycles.**

- Filler with high residual solids content.
- High adhesion and filling capacity.
- Low viscosity.
- Excellent workability.
- Suitable for all sanding systems.
- EMICODE: EC1 Plus - very low emission.

Packaging: 5 l tanks (2 x 5 l boxes).

Ultracoat Binder




Solvent and NMP-free, water-based binder, to be mixed with wood flour from any type of wood, including Merbau, for grouting wooden floors with very low emission level of volatile organic compounds (VOC). Suitable for **Ultracoat** cycles.

- Filler with high residual solids content for exotic wood species.
- High adhesion and filling capacity.
- Low viscosity.
- Excellent workability.
- Rapid drying and sanding.
- Suitable for all sanding systems.
- EMICODE: EC1 Plus - very low emission.

Packaging: 5 l tanks.



Ultracoat Filler S1



Solventborne, alcohol-based, quick-drying filler, used in combination with **Ultracoat** water-based lacquers and oils, suitable for sanded and untreated wooden floors, including most exotic wood species.

- Solvent-based binder.
- High bonding and filling properties.
- Low viscosity.
- Excellent workability.
- Suitable on any type of wooden floor.
- Very quick drying.

Packaging: 10 l tanks.



Ultracoat Universal Base



One-component, NMP-free, water-based rapid base coat with low emission level of volatile organic compounds (VOC), for wooden floors.

- One-component rapid water-based product.
- Easy application.
- Excellent covering capacity.
- Ultra-rapid drying, even at low temperatures.
- Easy sanding.

Packaging: 5 l tanks (2 x 5 l boxes).



Ultracoat Base One



One-component, NMP-free, water-based, fast and toning base coat with very low emission level of volatile organic compounds (VOC) for Ultracoat water-based finishing cycles.

- One-component, water-based, toning base coat.
- Suitable for preparing traditional pre-sanded wooden floors and floors requiring repair to create a finish in almost exactly the same shade as solvent-based products.
- Easy to apply.
- Good covering capacity.
- Quick-drying.
- Easy sanding.

Packaging: 5 l tanks (2 x 5 l boxes).

Ultracoat Solvent Base



Alcohol-based, quick-drying base coat for the preparation of solid, pre-sanded and wooden floors requiring repair.

- Suitable to use in combination with water-based lacquers from the **Ultracoat** range products.
- It is suitable for sanded and untreated wooden floors.
- It is suitable for almost any type of wooden floor, including exotic wood species.
- Very quick drying.

Packaging: 10 l tanks.



Ultracoat Premium Base



Two-component, NMP-free, water-based base coat with low emission level of volatile organic compounds (VOC) and high insulating capacity, for Ultracoat water-based finishing cycles on wooden floors.

- Two-component, water-based base coat with high insulating capacity.
- Suitable for wood species rich in tannins and other extracts.
- Easy application.
- Excellent covering capacity.
- Easy sanding.
- Enhances the natural tone of wood.

FIRE RESISTANT PROTECTION SYSTEM

Packaging: 6 l (A + B) units: two 5 l tanks + two 1 l bottles (2 x 6 l boxes).

Ultracoat Toning Base



Two-component, NMP-free, water-based toning base coat with high isolating capacity and very low emission level of volatile organic compounds (VOC) for **Ultracoat** water-based finishing cycles.

- Two-component, water-based base coat with high insulating capacity.
- Suitable for preparing traditional wooden floors and floors under repair to create a finish in almost exactly the same shade previously achieved only through solvent based products.
- Easy application.
- Excellent covering capacity.
- Easy sanding.

Packaging: 6 l (A + B) units: two 5 l tanks + two 1 l bottles (2 x 6 l boxes).



Ultracoat Easy



One-component water-based acrylic-polyurethane varnish for wooden floors with good resistance to wear and abrasion. Suitable for floors subjected to normal pedestrian traffic.

- One-component, water-based product.
- Mixing of acrylic and polyurethane resins.
- High covering capacity.
- Good resistance to abrasion and marks from rubber soles.

Ultracoat Easy is available in 10 gloss - 30 gloss - 60 gloss.

Packaging: 5 l tanks (2 x 5 l boxes).



Ultracoat Easy Plus



One-component, water-based 100% polyurethane varnish with very low emission level of volatile organic compounds (VOC) and NMP-free, highly resistant to wear and abrasion, for wooden floors. Suitable for floors subject to medium or high pedestrian traffic.

- One-component, water-based product.
- 100% aliphatic, self-reticulating polyurethane resins.
- High covering capacity.
- High resistance to abrasion and marks from rubber soles.
- Good chemical resistance: 1C in compliance with ÖNORM C 2354 class C / EN 13501.
- Enhances the natural tone of wood.
- EMICODE: EC1 Plus - very low emission.

Ultracoat Easy Plus is available in 10 gloss - 30 gloss - 60 gloss.

Packaging: 5 l tanks (2 x 5 l boxes).



Ultracoat MT 2K



Two component, water-based acrylic-polyurethane varnish for wooden floors with high resistance to wear and abrasion and very low emission of volatile organic compounds (VOC).

- Suitable for floors exposed to medium pedestrian traffic.
- Good resistance to abrasion and marks from rubber soles.
- Non-yellowing.
- EMICODE: EC1 Plus - very low emission.
- ÖNORM C 2354 class C.

Ultracoat MT 2K is available Matt and Seidenmatt.

Packaging: 4.73 l (A+B) units: two 4.5 l tanks + two 0.23 l bottles (2x4.73 l boxes)



Ultracoat HT 2K



Two-component, 100% polyurethane water-based varnish with high resistance to wear and abrasion with very low emission level of volatile organic compounds (VOC) for wooden floors. Suitable for floors subject to extremely high pedestrian use.

- Two-component, water-based.
- Excellent resistance to abrasion and marks from rubber soles.
- High chemical resistance: 1B in compliance with ÖNORM C 2354 / EN 13501.
- Gives parquet a natural wood effect finish.
- Suitable for commercial environments.
- Certified class Bfl s1 and Cfl s1 fire reaction in compliance with EN 14342.
- EMICODE: EC1 Plus - very low emission.

FIRE RESISTANT PROTECTION SYSTEM

Ultracoat HT 2K is available in 0 gloss - 10 gloss - 30 gloss - 60 gloss.

Packaging: 5.5 l (A+B) units: two 5 l tanks + two 0.5 l bottles (2x5.5 l boxes)



Ultracoat HT A-S



Two-component, 100% polyurethane water-based varnish for wooden floors with R9 rated non-slip properties, high resistance to wear and abrasion and very low emission level of volatile organic compounds (VOC). Suitable for floors subject to extremely high pedestrian use.

- Excellent resistance to abrasion and marks from rubber soles.
- Gives parquet a natural wood effect finish.
- Non-yellowing.
- EMICODE: EC1 Plus - very low emission.

Ultracoat HT A-S is available in 0 gloss - 10 gloss - 30 gloss.

Packaging: 5.5 l (A+B) units: two 5 l tanks + two 0.5 l bottles (2x5.5 l boxes)

Ultracoat Soft Touch



Finishing cycle with a highly protective, soft, natural finish with high resistance to wear and abrasion. Suitable for traditional, pre-sanded wooden floors and floors under repair for residential and commercial use.

Ultracoat Soft Touch Base: one-component, ultra rapid-drying and sanding base coat.

- EMICODE: EC1 - very low emission.

Ultracoat Soft Touch Finish: two-component polyurethane finish with a soft, natural effect.

- EMICODE: EC1 - very low emission.

Packaging: **Ultracoat Soft Touch Base:** 5 l tanks (2x5 l boxes)
Ultracoat Soft Touch Finish: 5.5 l (A+B) units: two 5 l tanks + two 0.5 l bottles (2x5.5 l boxes).



Ultracoat Hard Oil Fast



Wood staining oil for finishing off the surface of wooden floors; available in neutral and various colours.

- Made from vegetable-based raw materials.
- Particularly recommended for light coloured wood.
- Can be used as a two-component product when admixed with **Ultracoat Hard Oil Hardener**.

Packaging: **Ultracoat Hard Oil Fast:** 1 l bottles and 3 l bottles
Ultracoat Hard Oil Hardener: 100 g bottles (6x1 g boxes).



COLOUR CHART



TRANSPARENT




ACACIA



GREY WAVE



TEAK




DARK BROWN




BLACK



GOLD




GREY 1




GREY 2



GREY 3



GREY 4



GREY 5



MANSONIA WALNUT



ROPE



WALNUT DARK



IROKO



ASH GREY



WHITE

The colours may vary depending on the different wood species and their different absorption properties. It is recommended to carry out preliminary tests.

Ultracoat Oil Wax



Water and oil-repellent oil/wax finish with very low odour suitable to protect wooden surfaces, giving them a rich and warm colour.

- Oil/wax product to treat wooden floors.
- Protection of the floor against stains.
- Wood maintains its natural beauty for many years.

Packaging: 2.5 l tanks.



Ultracoat Oil Care Plus



Water-based micro-emulsion based on waxy resin, modified oils and natural waxes for maintaining wooden floors finished with **Ultracoat Hard Oil Fast**.

- Increased protection against wear.
- High bond strength.
- Pleasant fragrance.
- Solvent-free.

Packaging: 1 l bottles (6 x 1 l boxes).



Ultracoat HT Sport




Two-component, water-based polyurethane lacquer for sportive wooden floors.

- Standard two-component water-based lacquer; formulated to meet the highest requirements for wooden sports floors.
- Conforms with European standards for indoor multisports surfaces meeting EN 1904:2006, in combination with **Ultracoat Premium Base**.
- High hardness.
- High chemical and mechanical resistances.
- Fire reaction on beech wood classification according to the standard:
EN ISO 9239-1:2010
EN 13238: 2018
- Fire reaction class B_{FL}-s1

Packaging: 5.5 l (A+B) units: two 5 l tanks + two 0.5 l bottles (2 x 5.5 l boxes).



Ultracoat Sport Color



One-component water-based coloured acrylic paint for marking out playing surfaces on wooden sports surfaces.

- Suitable to mark out the lines inside courts and pitches and to paint playing zones.
- Excellent covering capacity.
- Excellent bonding
- Available in 8 colours.

Packaging: 6 l drums (2 x 6 l boxes).

Colour chart:

Yellow
RAL _ 1016



Red
RAL _ 3020



Blue
RAL _ 5005



Light blue
RAL _ 5012



Green
RAL _ 6018



White
RAL _ 9016



Orange
RAL _ 2008



Black
RAL _ 9005



Due to the printing processes involved, the following colours should be taken as merely indicative of the shades of the actual product.



Ultracoat Top Deck Oil



Oil finishing product for treating external wooden decking.

- Natural or Teak coloured solution.
- Suitable to impregnate and treat external wooden decking including those around swimming pools and on terraces.
- Suitable to protect wooden decking from sunlight and the proliferation of wood fungi, thus preventing deterioration commonly found in wooden floors.
- The natural version does not alter the original colour of the wood, while Teak version gives wood a classic, golden Teak colour.
- Easy to apply.
- Resistant over the years.
- Suitable for surroundings with high pedestrian traffic.

Ultracoat Top Deck Oil available in two versions: transparent and teak.

Packaging: 5 l tanks.

Ultracoat Top Deck Cleaner



Ready-to-use alkaline solution used for maintenance work on external wooden decking treated with **Ultracoat Top Deck Oil**.

- Combats discoloration and removes dirt from all types of external wooden decking.
- Does not harm the sealant in expansion joints.
- Revives external wooden decking that have been discoloured by the weather.

Packaging: 4 l drums.



GUIDE FOR MAINTENANCE OPERATIONS ON WOODEN FLOORS



Ultracoat Cleaner



Hygienising detergent for wooden floors.

- For daily cleaning of wooden floors.
- Used pure it removes the most stubborn dirt.
- When diluted with water, it is the ideal detergent for daily cleaning operations in rooms where maximum hygiene is required.
- Gets rid of dirt from parquet without removing the finishing treatments.
- Leaves floors clean and hygienised with a pleasant fragrance.

Packaging: 1 l bottles (6 x 1 l boxes).



Ultracoat Remover Plus



Detergent for removing old floor wax and stubborn dirt.

- Brings out the natural veins in wood.
- Reacts with old wax and breaks it down to make it easier to remove.

Packaging: 1 l bottles (6 x 1 l boxes).



Ultracoat Polish A-S



Natural anti-slip protection for wooden floors.

- Ready-to-use product.
- Contains natural wax made from carnauba extract and water developed specifically for the maintenance of wooden floors.
- Gives floors a non-slip finish.

Packaging: 0.5 l bottles (8 x 0.5 l boxes).



Ultracoat Polish H-T



Protective wear and stain-resistant polish for wooden floors.

- Ready-to-use product for all types of varnished wooden floors.
- Good protection against the penetration of stains.
- Brightens up varnished floors to restore them to their original condition and improves their slip resistance.

Packaging: 0.5 l bottles (8 x 0.5 l boxes).

Cleaning and maintenance of wooden floors in residential areas protected with one or two-component water-based varnish

The surface to be treated must be thoroughly cleaned with a vacuum cleaner, a dry cloth or a similar dry cleaning system to remove all traces of dirt and dust.

Add around 20 ml of **Ultracoat Cleaner** to enough lukewarm water to fill the tank of a **Mapei Spray Mop**. Use one side of the microfiber cloth to remove the dirt from the floor and then the other side of the cloth to clean and dry the floor.

For more stubborn stains pour a small amount of pure cleaner on the floor and then start cleaning. No rinsing required.

Apply **Ultracoat Polish A-S** with a **Mapei Spray Mop** by wetting the microfiber cloth or, in case of packaging with trigger, by spraying the product directly on the floor. Then apply the product evenly over the entire surface.

For the best results apply the product in two steps: the first coat in a vertical direction and then the second coat in a horizontal direction; wait until the product dries between each application. After applying the second coat wait for at least 2 hours before using the floor.

Periodic maintenance cycles.

Remove all traces of dust and dirt from the floor.

Dilute around 30-50 ml of **Ultracoat Remover Plus** with lukewarm water and pour into the tank of a **Mapei Spray Mop**. Apply a small amount of the mix on the floor and leave it to react for around 5 minutes so that it softens the polish.

Remove all traces of polish with the **Mapei Spray Mop** and a damp cloth; if there is a lot of polish to be removed use another microfiber cloth.

Leave the floor to completely dry and wash it again with **Ultracoat Cleaner** before applying a new coat of **Ultracoat Polish A-S**.

Cleaning and maintenance of wooden floors with medium to high volumes of traffic protected with two-component water-based varnishes

The surface to be treated must be thoroughly cleaned with a vacuum cleaner, a dry cloth or a similar dry cleaning system to remove all traces of dirt and dust.

Add around 20 ml of **Ultracoat Cleaner** to enough lukewarm water to fill the tank of a **Mapei Spray Mop**. Use one side of the microfiber cloth to remove the dirt from the floor and then the other side of the cloth to clean and dry the floor.

For more stubborn stains pour a small amount of pure cleaner on the floor and then start cleaning.

No rinsing required.

A floor scrubber/dryer with cleaning pads or brushes suitable for wooden floors may be used to clean large surfaces. In this case, dilute 40 ml of **Ultracoat Cleaner** per litre of water.

Apply **Ultracoat Polish H-T** with a **Mapei Spray Mop** by wetting the microfiber cloth or, in case of packaging with trigger, by spraying the product directly on the floor. Then apply the product evenly over the entire surface.

For the best results apply the product in two steps: the first coat in a vertical direction and then the second coat in a horizontal direction; wait until the product dries between each application.

After applying the second coat wait for at least 2 hours before using the floor. A single-head scrubber with a microfiber pad may be used to clear large surfaces.

Periodic maintenance cycles.

Remove all traces of dust and dirt from the floor.

Dilute around 30-50 ml of **Ultracoat Remover Plus** with lukewarm water and pour into the tank of a **Mapei Spray Mop**.

Apply a small amount of the mix on the floor and leave it to react for around 5 minutes so that it softens the polish.

Remove all traces of polish with the **Mapei Spray Mop** and a

damp cloth; if there is a lot of polish to be removed use another microfiber cloth.

Leave the floor to completely dry and wash it again with **Ultracoat Cleaner** before applying a new coat of **Ultracoat Polish H-T**.

Maintenance of wooden floors treated with the **Ultracoat Oil** range

The surface to be treated must be thoroughly cleaned with a vacuum cleaner, a dry cloth or a similar dry cleaning system to remove all traces of dirt, dust and sand.

Add around 20 ml of **Ultracoat Cleaner** to enough lukewarm water to fill the tank of a **Mapei Spray Mop**. Use one side of the microfiber cloth to remove the dirt from the floor and then the other side of the cloth to clean and dry the floor.

For more stubborn stains pour a small amount of pure cleaner on the floor and then start cleaning. No rinsing required.

Apply **Ultracoat Oil Care** with a **Mapei Spray Mop** by using the microfiber cloth and applying the product evenly over the entire surface.

For the best results apply the product in two steps: the first coat in a vertical direction and then the second coat in a horizontal direction; wait until the product dries between each application. After applying the second coat wait for at least 2 hours before using the floor.

If the floor needs to be treated again, clean the floor thoroughly with **Ultracoat Cleaner** and apply a new coat of **Ultracoat Oil Care Plus**.

Applying **Ultracoat Oil Care Plus** at regular intervals will help protect the finish of the floor for a long time.

For floors treated with **Ultracoat Hard Fast Oil**, neutral or coloured and then protected with an **Ultracoat** two-component finishing product, follow the same maintenance procedure as for floors for use in residential areas with medium to high volumes of traffic.

Intense cleaning cycles

If a wooden floor requires more intense cleaning use **Ultracoat Remover Plus**.

Remove all traces of dust and dirt from the floor.

Dilute around 50 ml of **Ultracoat Remover Plus** with lukewarm water and fill the tank of a **Mapei Spray Mop**.

A floor scrubber/dryer with cleaning pads or brushes suitable for wooden floors may be used to clean large surfaces. In this case, dilute 100 ml of **Ultracoat Cleaner** per litre of water.

Apply a small amount of the mix on the floor and leave it to react for a few minutes so that it softens the residual of dirt.

Remove all traces of dirt with a **Mapei Spray Mop** and a damp cloth or, for large surfaces, a single-head scrubber with a microfiber pad.

Leave the floor to dry completely and wash it again with **Ultracoat Cleaner** before applying a new coat of **Ultracoat Polish H-T** or **Ultracoat Polish A-S**.

COMPLEMENTARY PRODUCTS





Ultracoat Roller T3

Special roller for applying finishing products from the ***Ultracoat Oil*** range. The 3 mm fabric releases just the right amount of oil required to impregnate wooden floors and at the same time makes it easy to then remove any excess oil.



Ultracoat Roller T5

Special roller for applying finishing products from the ***Ultracoat*** range. The fabric used to make the roller is the ideal length to release just the right amount of product to create a smooth, even surface and at the same time reduce wastage of the product. Leave to dry completely before applying a new coat to prevent forming the classic “orange peel” finish.



Ultracoat Roller T10

Special roller for applying the first coat of ***Ultracoat*** base coats and finishes. The 10 mm fabric releases just the right amount of product reducing the risk of forming unsightly overlaps or joints on the surface. Particularly suitable for highly absorbent wood and for treating old wooden floors.



Ultracoat Roller MT8

Handle for ***Ultracoat Rollers***.



Ultracoat Roller Base Sport

Roller for the application of ***Ultracoat Premium Base*** on the first coat of ***Ultracoat HT Sport*** on playing surfaces.

Complementary products for installing wood



Ultracoat Roller Finish Sport

Roller for applying **Ultracoat Ht Sport** and **Ultracoat Spot Color**.



Ultracoat Roller MT Sport

Handle for **Ultracoat Roller Base Sport** and **Ultracoat Roller Finish Sport**.



Ultracoat SR

Abrasive mesh disks in silica carbide for sanding parquet floors.

Packaging: boxes of 20 disks.



Ultracoat Pad

Pads used for polishing and cleaning parquet floors.

Packaging: boxes of 6 disks.



Ultracoat Pad Special Stripper

Pads used for polishing and sanding of **Ultracoat** base coats and paints.

Packaging: boxes of 10 disks.



Ultracoat Oil Pad

Special fabric pad for applying **Ultracoat Oil**, **Ultracoat Oil Plus** and **Ultracoat Oil Color**.

Ultracoat Oil Pad is specific for removing excess product from surfaces.

Packaging: pack of 5 pads.



Ultracoat Steel Spatula

Spatula. Where to use: spreading **Ultracoat Aqua Plus**, **Ultracoat Binder** and **Ultracoat Oil Wax**. Made entirely of stainless steel, when used to apply **Ultracoat Aqua Plus** and **Ultracoat Binder** it prevents the high quantity of tannin in certain types of wood from staining the floor. Its adjustable flexibility makes grouting operations easier and guarantees the correct filling of even the largest joints. Its special shape with rounded corners helps to avoid the formation of streaks of material on the surface of the floor.



SELECTION GUIDE



MAINTENANCE: *Ultracoat Cleaner and Ultracoat Polish H-T*

Super-fast system - just 3 hours for immediate protection of floors

Varnishing system:

Ultracoat Filler S1

(*Ultracoat Steel Spatula* + *Ultracoat SR 100*)

Ultracoat Solvent Base

(*Ultracoat Roller T10* + *Ultracoat Pad* black or green)

Ultracoat HT 2K

(*Ultracoat Roller T5*)

Joints:

sealed with ***Silwood***





MAINTENANCE: *Ultracoat Cleaner and Ultracoat Polish A-S*

Quick system - just 8 hours for high protection to flooring

Varnishing system:

Ultracoat Aqua Plus

(*Ultracoat Steel Spatula* + *Ultracoat SR 100*)

Ultracoat Universal Base

(*Ultracoat Roller T10* + *Ultracoat SR 180/220*)

Ultracoat Easy Plus (2 coats)

(*Ultracoat Roller T5*)

Joints:

sealed with ***Silwood***





MAINTENANCE: Ultracoat Cleaner and Ultracoat Polish H-T

Ultra-high protection system for environments with extremely high foot traffic

Varnishing system:

Ultracoat Binder

(Ultracoat Steel Spatula + Ultracoat SR 100)

Ultracoat Premium Base

(Ultracoat Roller T10 + Ultracoat SR 150/180)

Ultracoat HT 2K (2 coats)

(Ultracoat Roller T5)

Joints:

sealed with **Silwood**



Fire reaction system of
B_{FL}-s1 C_{FL}-s1 according to
EN 14342





MAINTENANCE: Ultracot Cleaner and Ultracot Oil Care Plus

Resistant, simple protection system

Varnishing system:

Ultracoat Aqua Plus


(Ultracoat Steel Spatula + Ultracoat SR 100)

Ultracoat Hard Oil Fast

(Ultracoat Roller T3 + Ultracoat Pad white and black)

Ultracoat Oil Care Plus





MAINTENANCE: *Ultracot Cleaner and Ultracot Oil Care Plus*

Highly resistant, simple protection system


.....

System:

Ultracoat Oil Wax

(**Ultracoat Steel Spatula** + **Ultracoat Pad** white)





MAINTENANCE: *Ultracot Cleaner and Ultracot Polish H-T*

Ultracoat Hard Oil Fast

System:

Ultracoat Hard Oil Fast admixed with **Ultracoat Hard Oil Hardener**
(**Ultracoat Roller T3** + **Ultracoat Oil Pad**)

Medium protection:

Ultracoat Oil Care Plus

High and very high protection:





































Ultracoat HT 2K
(**Ultracoat Roller T5**)



SELECTION CHARTS

Lacquers






 RECOMMENDED

	Ultracoat Fire resistant system	Residential system	System subject to low intensity traffic	System subject to medium intensity traffic	System subject to extremely high intensity traffic
Ultracoat Filler S1					
Ultracoat Binder					
Ultracoat Aqua Plus					
Ultracoat Universal Base					
Ultracoat Solvent Base					
Ultracoat Base One					
Ultracoat Premium Base					
Ultracoat Toning Base					
Ultracoat Easy					
Ultracoat Easy Plus					
Ultracoat MT 2K					
Ultracoat HT 2K					
Ultracoat Soft Touch Base					
Ultracoat Soft Touch Finish					
Ultracoat HT A-S					

Oils

* ONLY ADMIXED WITH
ULTRACOAT HARD OIL
HARDENER OR IN COMBINATION
WITH AN ULTRACOAT LACQUER

 RECOMMENDED

	Wooden floors for residential use	Wooden floors with low volumes of traffic	Wooden floors with medium to high volumes of traffic
Ultracoat Hard Oil Fast			 *
Ultracoat Oil Wax			
Ultracoat Oil Care Plus			

EVERYTHING'S OK WITH MAPEI

HEAD OFFICE
MAPEI SpA
Via Cafiero, 22
20158 Milan
Tel. +39-02-37673.1
mapei.com
mapei@mapei.it

