

# Range **ULTRACOAT**

**SYSTEMS FOR PROTECTING PARQUET**





# Index

page 4	<b>Ultracoat Aqua Plus</b>
page 5	<b>Ultracoat Binder</b>
page 6	<b>Ultracoat Universal Base</b>
page 7	<b>Ultracoat Premium Base</b>
page 8	<b>Ultracoat Toning Base</b>
page 9	<b>Ultracoat Easy Plus</b>
page 10	<b>Ultracoat High Traffic</b>
page 11	<b>Ultracoat Soft Toch</b>
page 12	Ultracoat Oil Products
page 13	<b>Ultracoat Oil</b>
page 14	<b>Ultracoat Oil Plus</b>
page 15	<b>Ultracoat Oil Color</b>
page 16	<b>Ultracoat Oil Wax</b>
page 17	<b>Ultracoat Oil Care</b>
page 18	<b>Ultracoat Clean Polish</b>
page 19	<b>Ultracoat Clean WPM</b>
page 20	<b>Ultracoat Polish Remover</b>
page 21	<b>Ultracoat Universal Cleaner</b>
page 22	Complementary products for installing parquet <b>Ultracoat SR</b> <b>Ultracoat Pad</b> <b>Ultracoat Roller Plus</b> <b>Ultracoat Roller Finish</b>
page 23	<b>Ultracoat Roller Combi</b> <b>Ultracoat Roller Oil</b> <b>Ultracoat Roller Quick</b> <b>Ultracoat Steel Spatula</b>
page 24	Quick guide to choosing
page 31	Selection Chart
page 32	Certification
page 33	Guide for maintenance operations on parquet floors treated with products of the Ultracoat range



**SYSTEMS FOR  
PROTECTING PARQUET:  
ULTRACOAT® RANGE**





### **Quick, simple systems to protect parquet**

Further to the success of our products for laying wood, from the **Mapei** laboratories we now offer the **Ultracoat** range of water-based products to protect parquet.

### **Products which respect both human health and the environment**

**Mapei** has always had our health and respect for the environment at heart, and the latest developments of the **Ultracoat** range, a series of water-based products with a low emission level of VOC reflects these considerations.

### **Products with NO NMP and CERTIFIED EC1**

The **Ultracoat** water-based systems contain no traces of NMP, a solvent which, over the years, has been proved to be a risk for human health, because it continues to emit harmful substances even after applying products in which it is contained.

### **Ultracoat water-based systems, easy to apply**

Varnishing parquet is a simple step.

**Mapei** has carefully assessed problems which normally arise on site, to formulate a range of water-based products which are extremely easy to use.

### **Ultracoat: water-based systems which offer high or extremely high protection for parquet**

The products in the **Ultracoat** range have been specially formulated so that highly-protective systems for parquet may be easily and quickly applied, to protect even those floors which are subject to a high level of pedestrian traffic.

### **Ultracoat: water-based systems with class B<sub>f1-s1</sub> and C<sub>f1-s1</sub> fire resistance certification**



# Ultracoat Aqua Plus



**Solvent and NMP-free, odourless, water-based binder, to be mixed with wood flour, for grouting wooden floors. Suitable for Ultracoat water-based varnishing cycles and *Ultracoat Oil*.**

- Filler with high residual solids content.
- High adhesion and filling capacity.
- Low viscosity.
- Excellent workability.
- Suitable for all sanding systems.

**Packaging:** 5 litre tanks (2 x 5 litre boxes).

# Ultracoat Binder



**Solvent and NMP-free, water-based binder, to be mixed with wood flour from any type of wood, including Merbau, for to be grouting wooden floors. Suitable for Ultracoat water-based varnishing cycles and *Ultracoat Oil*.**

- Filler with high residual solids content.
- For exotic wood species.
- High adhesion and filling capacity.
- Low viscosity.
- Excellent workability.
- Rapid drying and sanding.
- Suitable for all sanding systems.

**Packaging:** 5 litre tanks.





# Ultracoat Universal Base



**One-component, NMP-free, water-based rapid base coat with very low emission of volatile organic, for wooden floors.**

- One-component rapid water-based product.
- Easy application.
- Excellent covering capacity.
- Ultra-rapid drying, even at low temperatures.
- Good abrasability.

**Packaging:** 5 litre tanks (boxes of 2 x 5 litre).



# Ultracoat Premium Base



**Two-component, NMP-free, water-based base coat with very low emission of volatile organic compounds (VOC) and high insulating capacity, for Ultracoat water-based finishing cycles on wooden floors.**

- Two-component, water-based base coat with high insulating capacity.
- Suitable for wood species rich in tannins and other extracts.
- Easy application.
- Excellent covering capacity.
- Good abrasability.
- Enhances the natural tone of wood.

## FIRE RESISTANT PROTECTION SYSTEM

**Packaging:** (A + B): two 5 litre tanks + two 1 litre bottles.



GREEN INNOVATION



# Ultracoat Toning Base



**Two-component, water-based tinted base coat with high insulating capacity for Ultracoat water-based finishing cycles.**

Low emission of volatile organic compounds with no NMP. Suitable for preparing traditional wooden floors and floors under repair to create a finish in almost exactly the same shade as solvent-based products previously achieved only through solvent based products.

**Packaging:** (A + B): two 5 litre tanks + two 1 litre bottles.





# Ultracoat Easy Plus



**One-component, water-based 100% polyurethane varnish with very low emission of volatile organic (GEV EMICODE EC1) compounds and NMP-free, highly resistant to wear and abrasion, for wooden floors. Suitable for floors subject to medium or high pedestrian traffic.**


- One-component, water-based product, GEV EMICODE EC1.
- 100% aliphatic, self-reticulating polyurethane resins.
- High covering capacity.
- High resistance to abrasion and marks from rubber soles.
- Good chemical resistance: 1C in compliance with ÖNORM C 2354 class C / EN 13501.
- Enhances the natural tone of wood.

**Ultracoat Easy Plus** is available in 10 gloss - 30 gloss - 60 gloss.

**Packaging:** 5 litre tanks (boxes of 2 x 5 litre).



# Ultracoat High Traffic



**Two-component, NMP-free, 100% polyurethane water-based varnish with high resistance to wear and abrasion and very low emission of volatile organic compounds for wooden floors, (GEV EMICODE EC1 R). Suitable for floors subject to extremely high pedestrian use.**

- Two-component, water-based, GEV EMICODE EC1 R.
- Excellent resistance to abrasion and marks from rubber soles.
- High chemical resistance: 1B in compliance with ÖNORM C 2354 / EN 13501.
- Gives parquet a natural wood effect finish.
- Suitable for commercial environments.
- Certified class Bfl s1 and Cfl s1 fire resistance in compliance with EN 14342.

## FIRE RESISTANT PROTECTION SYSTEM

**Ultracoat High Traffic** is available in 10 gloss - 30 gloss - 60 gloss.

**Packaging:** box with components A+B containing two 5 litre tanks + two 0.5 litre bottles.



# Ultracoat Soft Touch



Finishing cycle with a highly protective, soft, natural finish with high resistance to wear and abrasion. Suitable for traditional, pre-sanded wooden floors and floors under repair for residential and commercial use.

**Ultracoat Soft Touch Base:** one-component, ultra rapid-drying and sanding base coat.

**Ultracoat Soft Touch Finish:** two-component polyurethane finish with a soft, natural effect.

**Packaging:** **Ultracoat Soft Touch Base:** 5 litre tanks (box containing two 5 litre cans)  
**Ultracoat Soft Touch Finish:** box with components A+B containing two 5 litre tanks + two 0.5 litre bottles.



## ***Ultracoat Oil products***



***Ultracoat Oil*** products are very high quality and odourless products developed specifically for treating wooden floors.

***Ultracoat Oil*** products give floors a warm colour which brings out the natural beauty of the grain of the wood.






# Ultracoat Oil




**Natural drying resin oil finish for treating wooden floors in residential environments.**

**Where to use:** *Ultracoat Oil* is easy to apply and gives wooden floors a warm, rustic effect, while bringing out the natural beauty of the grain of the wood.

**Packaging:** 5 litre tanks (boxes of 2 x 2.5 litre).



# Ultracoat Oil Plus



Varnishable oil with a natural effect. You can now get a natural effect with the protection and maintenance features of a two-component, water-based lacquer.

Once dried, **Ultracoat Oil Plus** may be varnished over with **Ultracoat High Traffic** or **Ultracoat Soft Touch Finish**, or simply treated with **Ultracoat Oil Care**.

**Packaging:** 2.5 l tanks.






# Ultracoat Oil Color




**Low-odour urethane oil finish for staining wooden floors. It can be painted over with the Ultracoat lacquers.**

**Ultracoat Oil Color** is used for impregnating and staining wood. Thanks to its special formulation **Ultracoat Oil Color** may be used to stain wooden floors and, thanks to its compatibility with **Ultracoat** finishing products, it gives the surface a highly-protective, long-lasting coloured finish.

**Packaging:** 2.5 l tanks.



# Ultracoat Oil Wax



**Water and oil-repellent oil/wax finish with very little odour suitable to protect wooden surfaces, giving them a rich and warm colour.**

**Ultracoat Oil Wax** is an oil/wax product used to treat wooden floors which, thanks to its special characteristics, offers efficient protection against stains so that wood maintains its natural beauty for many years.

**Packaging:** 2.5 l tanks.





# Ultracoat Oil Care



**Natural drying oil resin in water dispersion for protecting and maintaining wooden floors oil treated with oil.**

**Where to use:** a specific product for final finishing treatments and routine maintenance of wooden floors treated with **Ultracoat Oil**. Even after 16 hours of applying **Ultracoat Oil**, **Ultracoat Oil Plus** and **Ultracoat Oil Color**, wooden flooring maintains its original finish, as if just treated. **Ultracoat Oil Care** also eliminates slight surface defects from flooring treated with **Ultracoat Oil Color**. Suitable for routine maintenance on floors treated with **Ultracoat Oil Wax**.

**Packaging:** 5 litre tanks (boxes of 2 x 5 litre).



# Ultracoat Clean Polish



**A specific product for the maintenance of lacquered wooden floors.**

**Ultracoat Clean Polish** is supplied ready-to-use and has been developed specifically for maintenance work on wooden floors in residential and commercial environments, treated with water-based varnishes of the **Ultracoat** range. It increases the protection of floors against wear, and forms a water-repellent film to make surfaces more shiny.

- Developed specifically for treating wooden floors finished with water-based varnishes of the **Ultracoat** range.
- Suitable for both residential and commercial environments.
- Increases the level of protection against wear.
- High resistance to scratches caused by footsteps.

**Packaging:** 1 litre bottles.





# Ultracoat Clean WPM



**Specific product for the maintenance and cleaning of varnished wooden floors with a matt or extra-matt finish.**

**Ultracoat Clean WPM** is supplied ready-to-use, and has been developed specifically for the maintenance and cleaning of wooden floors in residential and commercial environments treated with matt and extra-matt water-based varnishes of the **Ultracoat** range.

It increases the protection of floors against wear and also hides light surface scratches, to bring back the shine of surfaces.

- Developed specifically for treating wooden floors finished with matt and extra-matt water-based varnishes of the **Ultracoat** range.
- Suitable for both residential and commercial environments.
- Hides light surface scratches.
- Increases protection against wear.
- High resistance to scratch marks from shoes.

**Packaging:** 1 litre bottles.



# Ultracoat Polish Remover



**Specific product for removing old wax and marks from the surface of lacquered wooden floors.**

**Ultracoat Polish Remover** is a concentrated wax remover, developed specifically for removing **Ultracoat Clean Polish** / **Ultracoat Clean WPM** from finished wooden floors. It may also be used to remove small marks from the surface of floors treated with water-based varnishes of the **Ultracoat** range.

- Suitable for both residential and commercial environments.
- Specific product for removing **Ultracoat Clean Polish** / **Ultracoat Clean WPM** and similar products.
- Easy-to-use.
- Removes old coats of **Ultracoat Clean Polish** / **Ultracoat Clean WPM** and similar products.

**Packaging:** 1 litre bottles.





# Ultracoat Universal Cleaner



**Concentrated detergent for cleaning wooden floors with a lacquered or oil finish.**

- Also suitable for daily cleaning operations on particularly dirty floors, and surfaces treated with **Ultracoat Clean Polish** / **Ultracoat Clean WPM**.
- Specially developed for wooden floors with a varnished or oil finish.
- Suitable for both residential and commercial environments.
- Does not remove **Ultracoat Clean Polish** / **Ultracoat Clean WPM** and similar products.
- Easy-to-use.
- May also be used on synthetic flooring.

**Packaging:** 1 litre tanks.



# Complementary products for installing parquet



## Ultracoat SR

Abrasive mesh disks in silica carbide for sanding parquet floors.

**Where to use:** **Ultracoat SR** abrasive disks are suitable for finishing operations using a single-headed sander on rough wood, and for sanding base coats, impregnating products and varnish.

**Ultracoat SR** abrasive disks are available in grades 60, 80, 100, 120, 150, 180, 220 and 320.

**Packaging:** boxes of 20 disks.



## Ultracoat Pad

Pads used for polishing and cleaning parquet floors.

**Where to use:** according to the colour (which indicates the grain size and abrasion capacity), **Ultracoat Pad** disks are suitable for parquet floors for cleaning, routine maintenance, polishing, waxing operations and oil treatments. **Ultracoat Pad** disks are available in white and tan (for polishing and for applying wax and oil), red (for routine maintenance operations), green (for treating with oil and rapid removal of stains and streaks) and black (for rapid, thorough deep-down cleaning with a minimum of abrasion, ideal with the use of acid products).

**Packaging:** boxes of 6 disks.



## Ultracoat Roller Plus

Long-haired roller (6 mm)

**Where to use:** application of **Ultracoat Premium Base** and **Ultracoat Universal Base** base coats. Thanks to its special composition and length of the fibres, the roller helps to impregnate floors perfectly. **Ultracoat Roller Plus** may also be used to apply the first coat of **Ultracoat Easy Plus** and **Ultracoat High Traffic** directly without base coat.

**Packaging:** box with 1 roller.



## Ultracoat Roller Finish

Medium-haired roller (4 mm)

**Where to use:** application of **Ultracoat Easy Plus**, **Ultracoat High Traffic** (second and successive coats) and **Ultracoat Soft Touch Finish**.

**Packaging:** box with 1 roller.



## Ultracoat Roller Combi

Special grip for Ultracoat Rollers

**Packaging:** box with 1 grip.



## Ultracoat Roller Oil

Short-haired roller (2.5 mm)

**Where to use:** application of **Ultracoat Oil**. The special structure of the roller helps to spread the product rapidly without leaving excess product on the surface, making application quicker and reducing consumption.

**Packaging:** box with 1 roller.



## Ultracoat Roller Quick

Container with air-tight seal

**Where to use:** storing **Ultracoat Rollers** after being used and cleaned.

**Packaging:** box with 1 container.




## Ultracoat Steel Spatula

Spatula

**Where to use:** spreading **Ultracoat Aqua Plus**, **Ultracoat Binder** and **Ultracoat Oil**. Made entirely of stainless steel, when used to apply **Ultracoat Aqua Plus** and **Ultracoat Binder** it prevents the high quantity of tannin in certain types of wood from staining the floor. Its adjustable flexibility makes grouting operations easier and guarantees the correct filling of even the largest joints. Its special shape with rounded corners helps to avoid the formation of streaks of material on the surface of the floor, and makes it particularly recommended for spreading **Ultracoat Oil**, **Ultracoat Premium Base** and **Ultracoat High Traffic**.



## Quick guide to choosing







## Super-fast system - just 4 hours for immediate protection of floors

### Varnishing system:

#### **Ultracoat Aqua Plus**

(Ultracoat Steel Spatula + Ultracoat SR 100)

#### **Ultracoat Universal Base**

(Ultracoat Roller Plus + Ultracoat SR 180/220)

#### **Ultracoat High Traffic**

(Ultracoat Roller Finish)

### Joints:

sealed with **Silwood**





## Quick system - just 6 hours for high protection to flooring

### Varnishing system:

#### **Ultracoat Aqua Plus**

(Ultracoat Steel Spatula + Ultracoat SR 100)

#### **Ultracoat Universal Base**

(Ultracoat Roller Plus + Ultracoat SR 180/220)

#### **Ultracoat Easy Plus** (2 coats)

(Ultracoat Roller Finish)

### Joints:

sealed with **Silwood**







## Ultra-high protection system for environments with extremely high foot traffic

### Varnishing system:

#### **Ultracoat Aqua Plus**

(Ultracoat Steel Spatula + Ultracoat SR 100)

#### **Ultracoat Premium Base**

(Ultracoat Roller Plus + Ultracoat SR 150/180)

#### **Ultracoat High Traffic** (2 coats)

### Joints:

sealed with **Silwood**





## ***Resistant, simple protection system***

### **Varnishing system:**

#### ***Ultracoat Aqua Plus***

*(Ultracoat Steel Spatula + Ultracoat SR 100)*

#### ***Ultracoat Oil***

*(Ultracoat Roller Oil + Ultracoat Pad white and black)*

#### ***Ultracoat Oil Care***







## Highly resistant, simple protection system

### System:

#### **Ultracoat Oil Wax**

(Ultracoat Steel Spatula + Ultracoat Pad white)

### Maintenance:

#### **Ultracoat Oil Care**





## Ultracoat Oil Color System

### System:

#### **Ultracoat Oil Color**

(Ultracoat Ultracoat Roller Oil + Ultracoat Pad white and black)

### Medium protection:

#### **Ultracoat Oil Care**

### High and very high protection:

#### **Ultracoat Soft Touch Finish**

(Ultracoat Roller Finish)

or

#### **Ultracoat High Traffic**










(Ultracoat Roller Finish)









## Lacquers

☐ RECOMMENDED

		Ultracoat Fire resistant system	Ultracoat for easy and quick protection systems	Super-fast system	Fast system for high protection	Highly protective system for external areas with intense traffic	Suitable tools
	<b>Ultracoat Binder</b>	<input type="checkbox"/>	<input type="checkbox"/>	<input type="checkbox"/>	<input type="checkbox"/>	<input type="checkbox"/>	Ultracoat Steel Spatula SR 100
	<b>Ultracoat Aqua Plus</b>	<input type="checkbox"/>	<input type="checkbox"/>	<input type="checkbox"/>	<input type="checkbox"/>	<input type="checkbox"/>	Ultracoat Steel Spatula SR 100
	<b>Ultracoat Universal Base</b>			1 coat	1 coat		Ultracoat Roller Plus SR 180/220
	<b>Ultracoat Premium Base</b>	1 coat				1 coat	Ultracoat Roller Plus SR 180/220
	<b>Ultracoat Toning Base</b>			1 coat		1 coat	Ultracoat Roller Plus SR 180/220
	<b>Ultracoat Easy Plus</b>				2 coats		Ultracoat Roller Finish SR 220
	<b>Ultracoat High Traffic</b>	2 coats		1 coat		2 coats	Ultracoat Roller Finish SR 220
	<b>Ultracoat Soft Touch Base</b>		1 coat				Ultracoat Roller Finish SR 220
	<b>Ultracoat Soft Touch Finish</b>		2 coats				Ultracoat Roller Finish SR 220

## Oils

☐ RECOMMENDED \* OR

		Wooden floors for residential use	Medium intensity traffic wooden floors	High intensity traffic wooden floors
	<b>Ultracoat Oil</b>	<input type="checkbox"/>		
	<b>Ultracoat Oil Plus</b>		<input type="checkbox"/> *	<input type="checkbox"/>
	<b>Ultracoat Oil Color</b>		<input type="checkbox"/> *	<input type="checkbox"/>
	<b>Ultracoat Oil Care</b>	<input type="checkbox"/>		

**Ultracoat** products have been tested by the German TFI Institute and comply with strict European standards for Chemical resistance, Deformability and Adhesion. The protection system for environments with high traffic has been certified as European class B and C fire resistant for the five main types of wood used according to the procedures laid down by EN 13501-1:2010 standards.

**1.** Two coats of “**Ultracoat High Traffic**” water-based varnish and one coat of “**Ultracoat Premium Base**” water-based base coat applied on solid, 14 mm thick tongue and groove **OAK** parquet. Fire resistance and smoke production class **Cfl-s1**.

**2.** Two coats of “**Ultracoat High Traffic**” water-based varnish and one coat of “**Ultracoat Premium Base**” water-based base coat applied on solid, 14 mm thick tongue and groove **BEECH** parquet. Fire resistance and smoke production class **Cfl-s1**.

**3.** Two coats of “**Ultracoat High Traffic**” water-based varnish and one coat of “**Ultracoat Premium Base**” water-based base coat applied on solid, 14 mm thick tongue and groove **IROKO** parquet. Fire resistance and smoke production class **Bfl-s1**.

**4.** Two coats of “**Ultracoat High Traffic**” water-based varnish and one coat of “**Ultracoat Premium Base**” water-based base coat applied on solid, 14 mm thick tongue and groove **CHERRY** parquet. Fire resistance and smoke production class **Cfl-s1**.

**5.** Two coats of “**Ultracoat High Traffic**” water-based varnish and one coat of “**Ultracoat Premium Base**” water-based base coat applied on solid, 14 mm thick tongue and groove **MAPLE** parquet. Fire resistance and smoke production class **Cfl-s1**.

**6.** **Ultracoat Easy Plus** and **Ultracoat High Traffic** are certified **GEV EMICODE EC1** and **EC1 R**.





# ***Guide for maintenance operations on parquet floors treated with products of the Ultracoat range***



## Floors treated with 60 gloss varnish

---

Cleaning and maintenance of wooden floors in small rooms with a **low level of traffic**, protected with one or two-component water-based varnish.

Surfaces to be treated must be thoroughly cleaned with a vacuum cleaner, a dry cloth or a similar dry cleaning system to remove all traces of dirt, dust and sand.

Dilute **Ultracoat Universal Cleaner** as follows:  
for daily cleaning, 0.2 litres in 10 litres of water; for particularly dirty floors, we recommend 2 litres in 10 litres of water.



Apply the product using a well-wrung cloth.  
The amount of water used for cleaning must be reduced to a minimum.



Dilute **Ultracoat Clean Polish** at a rate of 100 ml every 10 litres of water and apply the product evenly on the floor using a clean micro-fibre spreader or well-wrung cloth.

### Periodic maintenance cycle

Surfaces to be treated must be thoroughly cleaned with a vacuum cleaner, a dry cloth or a similar dry cleaning system to remove all traces of dirt, dust and sand.

Dilute **Ultracoat Polish Remover** at a rate of 250 ml every 10 litres of warm water (+25°C), apply the diluted product evenly on the surface to be treated with a clean, soft cloth and remove the solution from the treated floor with clean water.



Then apply a new coat of **Ultracoat Clean Polish** using the same procedure as above.

Wait approximately 1 hour before stepping on the treated surface.



# Floors treated with 60 gloss varnish

---

Cleaning and maintenance of wide wooden floors with **intense traffic**, protected with two-component water-based varnish.

Surfaces to be treated must be thoroughly cleaned with a vacuum cleaner, a dry cloth or a similar dry cleaning system to remove all traces of dirt, dust and sand.

Apply **Ultracoat Universal Cleaner** diluted at a rate of 2 litres every 10 litres of water with a **floor cleaning machine** which also vacuums liquids.



Apply an even coat of neat **Ultracoat Clean Polish** on the floor using a clean micro-fibre spreader or a well-wrung cloth.



On large surfaces, we recommend using a **waxing machine** to make work easier and to obtain a surface with longer lasting.

Wait approximately 1 hour before stepping on the treated surface.

## Periodic maintenance cycle

Dilute **Ultracoat Polish Remover** at a rate of 250 ml every 10 litres of warm water (+25°C). Apply the diluted product on the surface to be treated with a single-headed brush fitted with a **red Ultracoat Pad**.



Remove all traces of dirt with a floor-cleaning machine or with a soft cloth. Then clean the floor thoroughly with water.

The amount of water used for cleaning must be reduced to a minimum.

Then apply a new coat of **Ultracoat Clean Polish** using the same procedure as above.

Wait approximately 1 hour before stepping on the treated surface.

## Floors treated with 30 and 10 gloss varnish

Cleaning and maintenance of wooden floors in small rooms with a **low level of traffic**, protected with matt or extra-matt one or two-component water-based varnish

Surfaces to be treated must be thoroughly cleaned with a vacuum cleaner, a dry cloth or a similar dry cleaning system to remove all traces of dirt, dust and sand.

Dilute **Ultracoat Universal Cleaner** as follows:  
for daily cleaning, 0.5 litres in 10 litres of water; for particularly dirty floors, we recommend 2 litres in 10 litres of water.



Apply the product using a well-wrung cloth.  
The amount of water used for cleaning must be reduced to a minimum.

Dilute 100 ml of **Ultracoat Clean WPM** in 10 litres of water and apply the product evenly on the floor using a clean, micro-fibre spreader or well-wrung cloth.



Wait approximately 1 hour before stepping on the treated surface.

### **Periodic maintenance cycle**

Surfaces to be treated must be thoroughly cleaned with a vacuum cleaner, a dry cloth or a similar dry cleaning system to remove all traces of dirt, dust and sand.

Dilute **Ultracoat Polish Remover** at a rate of 250 ml every 10 litres of warm water (+25°C), apply the diluted product evenly on the surface to be treated with a clean, soft cloth and remove the solution from the treated floor with clean water.



Then apply a new coat of **Ultracoat Clean WPM** using the same procedure as above.

Wait approximately 1 hour before stepping on the treated surface.



## Floors treated with 30 and 10 gloss varnish

Cleaning and maintenance of wide wooden floors subject to **intense traffic**, protected with matt or extra-matt two-component water-based varnish.

Surfaces to be treated must be thoroughly cleaned with a vacuum cleaner, a dry cloth or a similar dry cleaning system to remove all traces of dirt, dust and sand.

Apply **Ultracoat Universal Cleaner** diluted at a rate of 1 litre every 10 litres of water with a floor cleaning machine which also vacuums liquids.

Apply an even coat of neat **Ultracoat Clean WPM** on the floor using a clean micro-fibre spreader or a well-wrung cloth.

On large surfaces, we recommend using a **waxing machine** to make work easier and to obtain a surface with longer resistance.

Wait approximately 1 hour before stepping on the treated surface.



### Periodic maintenance cycle

Dilute **Ultracoat Polish Remover** at a rate of 250 ml every 10 litres of warm water (+25°C). Apply the diluted product on the surface to be treated with a single-headed brush fitted with a red **Ultracoat Pad**.

Remove all traces of dirt with a floor-cleaning machine or with a soft cloth.  
Then clean the floor thoroughly with water.

**The amount of water used for cleaning must be reduced to a minimum.**

Then apply a new coat of **Ultracoat Clean WPM** using the same procedure as above.

Wait approximately 1 hour before stepping on the treated surface.



## Floors treated with water-based varnish

---

### Removal of surface marks

To remove small surface marks from floors finished with water-based varnish of the **Ultracoat** range, thoroughly clean the floor with a vacuum cleaner, a dry cloth or a similar dry system to remove all traces of dirt, dust and sand.

Use **Ultracoat Polish Remover** diluted at a rate of 75 ml every 10 litres of warm water (+25°C).

Apply the diluted product after a few minutes. Treat the entire surface and remove traces of the product with a **floor-cleaning machine** or soft cloth.

Then thoroughly clean the floor with water and dry it off with a clean cloth. **The amount of water used for cleaning must be reduced to a minimum.**

Wait approximately 1 hour before stepping on the treated surface.





## Notes

[illegible]

[illegible]







● **Technical documentation**

From the technical area menu you can view the technical documentation divided per product lines and type of document.

**HEAD OFFICE**  
**MAPEI S.p.A.**  
Via Cafiero, 22 - 20158 Milan  
Tel. +39-02-37673.1  
Fax +39-02-37673.214  
Internet: [www.mapei.com](http://www.mapei.com)  
E-mail: [mapei@mapei.it](mailto:mapei@mapei.it)