










MAPEI®

CONCRETE RESTORATION SYSTEMS QUICK REFERENCE GUIDE



	Number of Components	Yield, Neat Bag	Depth (neat)	Depth (extended)	Pot Life (Minutes)	Initial Set (Minutes)	Final Set (Minutes)	Minimum Temperature	Maximum Extension Rate	Interior and Exterior Applications	Suitable for Commercial/Industrial	Minimum CSP	Compressive strength (Please refer to the Technical Data Sheets)			MOT Approved	
													1 day	7 days	28 days		
FORM-AND-POUR / FORM-AND-PUMP MORTARS																	
	Planitop® II [NA]	1	0.015 m ³ (0.54 cu. ft.)	25 to 300 mm (1" to 12")	-	60	> 300	> 360	7°C	-	●	●	#7	≥ 17.2 MPa	≥ 34.5 MPa	≥ 41.4 MPa	-
	Planitop II SCC [NA]	1	0.014 m ³ (0.5 cu. ft.)	25 to 300 mm (1" to 12")	-	60	> 360	> 480	7°C	-	●	●	#5	> 15.2 MPa	> 37.9 MPa	> 48.3 MPa	-
	Planitop 15	1	0.013 m ³ (0.46 cu. ft.)	10 to 100 mm (3/8" to 4")	25 to 150 mm (1" to 6")	60	> 180	< 600	7°C	50%, 12.5 kg (27.5 lbs.)	●	●	#5	> 30 MPa	> 59.3 MPa	> 75 MPa	QC, ON, AB, BC
	Planitop 15 Rapid	1	0.013 m ³ (0.436 cu. ft.)	10 to 100 mm (3/8" to 4")	25 to 150 mm (1" to 6")	> 40	> 50	< 150	7°C	50%, 12.5 kg (27.5 lbs.)	●	●	#5	22 MPa	45 MPa	75 MPa	-
	Planitop FD	1 or 2	0.0122 m ³ (0.43 cu. ft.)	12 to 100 mm (1/2" to 4")	25 to 200 mm (1" to 8")	30	60	120	7°C	50%, 12.5 kg (27.5 lbs.)	●	●	#7	> 18.6 MPa	> 45.5 MPa	> 51.7 MPa	-
HORIZONTAL/TRAFFIC MORTARS																	
	Topcem® Premix	1 or 2	0.012 m ³ (0.41 cu. ft.)	6 to 50 mm (1/4" to 2")	25 to 100 mm (1" to 4")	30	50	< 120	7°C	20%, 4.54 kg (10 lbs.)	*	●	#5	> 11.7 MPa	> 18.6 MPa	> 20.7 MPa	-
	Topcem Pronto [NA]	1	0.016 m ³ (0.42 cu. ft.)	10 to 50 mm (3/8" to 2")	-	60	90	200	7°C	-	*	●	#5	> 7.93 MPa	> 22 MPa	> 30 MPa	-
	Mapecem® 100	1	0.0113 m ³ (0.4 cu. ft.)	10 to 100 mm (3/8" to 4")	25 to 200 mm (1" to 8")	30	40	50	7°C	20%, 4.99 kg (11 lbs.)	Interior only (unless encapsulated)	-	#5	> 20 MPa	> 30.3 MPa	> 40 MPa	-
	Mapecem 102	1	0.0136 m ³ (0.48 cu. ft.)	6 to 50 mm (1/4" to 2")	25 to 100 mm (1" to 4")	20 to 30	50	70	7°C	20%, 4.99 kg (11 lbs.)	●	●	#5	> 40 MPa	> 50 MPa	> 55 MPa	ON, QC
	Mapecem 202	2	0.0133 m ³ (0.47 cu. ft.)	6 to 50 mm (1/4" to 2")	25 to 150 mm (1" to 6")	30	60	90	7°C	20%, 4.99 kg (11 lbs.)	●	●	#5	> 21.4 MPa	> 34.1 MPa	> 42.4 MPa	ON, AB, BC
	Mapecem Quickpatch	1 or 2	0.0059 m ³ (0.21 cu. ft.)	1.5 to 38 mm (1/16" to 1-1/2")	38 to 75 mm (1-1/2" to 3")	20	< 40	< 60	7°C	30%, 6.8 kg (15 lbs.)	●	●	#1	> 18.6 MPa	> 25.5 MPa	> 27.6 MPa	BC
	Planitop 18	1	0.012 m ³ (0.42 cu. ft.)	12 to 50 mm (1/2" to 2")	25 to 200 mm (1" to 8")	15	> 12	< 30	0°C	80%, 18.1 kg (40 lbs.)	●	●	#5	> 53.8 MPa	-	> 64.8 MPa	QC, ON, AB
	Planitop 18 ES	1	0.0116 m ³ (0.41 cu. ft.)	6 to 25 mm (1/4" to 1")	25 to 150 mm (1" to 6")	30	> 45	< 110	7°C	50%, 11.3 kg (25 lbs.)	●	●	#5	> 34.5 MPa	> 37.9 MPa	> 48.3 MPa	AB, BC
	Planitop 18 TG	1	0.0116 m ³ (0.41 cu. ft.)	12 to 50 mm (1/2" to 2")	12 to 200 mm (1/2" to 8")	15	> 15	< 40	0°C	80%, 18.1 kg (40 lbs.)	●	●	#5	> 53.8 MPa	-	> 64.8 MPa	QC
HORIZONTAL CEMENTITIOUS OVERLAYS																	
	Concrete Renew™	1 or 2	0.0079 m ³ (0.28 cu. ft.)	1.5 to 3 mm (1/16" to 1/8")	-	20	< 90	120	5°C	-	●	-	#2	-	-	> 27.6 MPa	-
	Concrete Renew Fine	1 or 2	0.0079 m ³ (0.28 cu. ft.)	1.5 to 3 mm (1/16" to 1/8")	-	20	< 90	120	5°C	-	●	-	#2	-	-	> 24.8 MPa	-
	Planitop 25	2	0.0133 m ³ (0.47 cu. ft.)	6 to 25 mm (1/4" to 1")	25 to 50 mm (1" to 2")	20	< 60	70	7°C	20%, 5.44 kg (12 lbs.)	●	●	#5	> 22.8 MPa	> 40 MPa	> 49.7 MPa	QC, ON
OVERHEAD AND VERTICAL REPAIR MORTARS																	
	Planitop 12 SR	1	0.013 m ³ (0.46 cu. ft.)	6 to 50 mm (1/4" to 2")	-	> 60	180	390	7°C	-	●	●	#7	> 20 MPa	> 55 MPa	> 72.1 MPa	ON, BC
	Planitop 13	1	0.0122 m ³ (0.43 cu. ft.)	6 to 50 mm (1/4" to 2")	-	20 to 40	> 40	< 90	7°C	-	●	●	#7 to #9	> 25 MPa	> 35 MPa	> 45 MPa	-
	Planitop 23	2	0.0101 m ³ (0.36 cu. ft.)	6 to 50 mm (1/4" to 2")	-	20	50	90	7°C	-	●	●	#7	> 28 MPa	-	> 55 MPa	QC, ON, AB, BC
	Planitop X	1 or 2	0.013 m ³ (0.46 cu. ft.)	1.5 to 100 mm (1/16" to 4")	-	5	> 6	< 25	7°C	-	●	●	#5	> 38.6 MPa	> 45.9 MPa	> 50.3 MPa	ON, QC
	Planitop XS	1	0.013 m ³ (0.46 cu. ft.)	1.5 to 100 mm (1/16" to 4")	-	20	> 40	< 60	7°C	-	●	●	#5	> 20.7 MPa	> 27.6 MPa	> 34.5 MPa	QC, ON, BC
VERTICAL CEMENTITIOUS OVERLAYS																	
	Planitop Rendering Mortar	1	0.0133 m ³ (0.47 cu. ft.)	3 to 50 mm (1/8" to 2")	-	75	100	250	5°C	-	●	-	#2	-	20 MPa	29.7 MPa	-
	Planitop 200 [NA]	1	0.018 m ³ (0.68 cu. ft.)	1.5 to 3 mm (1/16" to 1/8")	-	90	> 120	< 480	5°C	-	●	●	#2	5 MPa	12 MPa	20 MPa	-
	Tilt Finish™	1 or 2	0.0088 m ³ (0.31 cu. ft.)	3 to 12 mm (1/8" to 1/2")	-	< 25	> 25	< 60	5°C	-	●	●	#2	-	-	> 13.8 MPa	-
CEMENTITIOUS GROUTS																	
	Planigrout® 712	1	0.0122 m ³ (0.43 cu. ft.)	12 to 150 mm (1/2" to 6")	50 to 200 mm (2" to 8")	60	< 420	< 540	5°C	25%, 5.67 kg (12.5 lbs.)	●	●	#5	> 17.2 MPa	> 39.3 MPa	> 44.8 MPa	QC, AB
	Planigrout 740	1	0.0127 m ³ (0.45 cu. ft.)	12 to 150 mm (1/2" to 6")	-	60	< 420	< 540	5°C	50%, 12.5 kg (27.5 lbs.)	●	●	#7	> 24.1 MPa	> 50.0 MPa	> 62.1 MPa	ON
	Planigrout 755	1	0.0133 m ³ (0.47 cu. ft.)	12 to 60 mm (1/2" to 2-3/8")	50 to 200 mm (2" to 8")	60	360	450	5°C	30%, 7.48 kg (16.5 lbs.)	●	●	#7	> 12.1 MPa	> 26.2 MPa	> 42.4 MPa	-
	Planigrout PT	1	0.0144 m ³ (0.51 cu. ft.)	up to 50 mm (2")	-	60	300	-	7°C	-	●	●	#5	-	48.3 MPa	55.2 MPa	-
EPOXY GROUTS																	
	Planigrout 350 [NA]	3	0.057 m ³ (2 cu. ft.)	50 to 457 mm (2" to 18")	-	180 to 240	240	540	10°C	-	●	●	#5	> 60.3 MPa	> 96.6 MPa	> 103.4 MPa	QC
	Planigrout 310 [NA]	3	0.046 m ³ (1.62 cu. ft.)	12 to 150 mm (1/2" to 6")	-	120 to 180	180	480	10°C	-	●	-	#5	-	100 MPa	-	-

* Contact Technical Services Department for exterior applications.




SCAN QR CODE FOR PRODUCT CALCULATOR



WE CAN PROVIDE
CUSTOM SOLUTIONS
FOR ANY PROJECT

For the most up-to-date information about these and all MAPEI products, always verify the Technical Data Sheet (TDS) on our Website: www.mapei.ca.