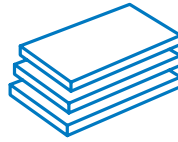




Mapeguard[®] Board

Rigid, lightweight,
waterproof, foam
backer board





Mapeguard Board


Mapeguard Board is a multipurpose, waterproof and lightweight backer board, to be used as a substrate for installing all types of ceramic, mosaic and natural stone tiles. The product is used in interior residential and commercial installations for walls, floors and ceilings, as well as for fabrication of room partitions, benches, seats and furnishing elements.

Mapeguard Board is made with a high-density extruded polystyrene core, featuring a multi-layered high-strength waterproof membrane on each side to provide water and vapor protection. It is used in a variety of applications, such as showers, bathtub surrounds, steam rooms, for leveling existing uneven walls and even to build bathtub platforms before tile installation. *Mapeguard Board* can also be used to create shelves, countertops and niches.

Mapeguard Board is available in a variety of thicknesses to suit multiple application requirements. It is characterized by high mechanical strength, thermal insulating properties and high resistance to water exposure.

This backer board is approved for use in wet environments such as shower compartments, bathrooms, kitchens, health and wellness centers. The advantage of using *Mapeguard Board* lies in its fast and easy use in substrate preparation applications.

In addition, the versatility of the backer board allows maximum design freedom, enabling the ability to create unique and entirely customised projects. Use of *Mapeguard Board* enables a wide range of applications with ease, also providing the confidence of achieving end-performance demands.



Different uses of *Mapeguard Board*

- Tile installations on walls, floors and ceilings
- Interior residential/commercial walls and ceilings
- Interior residential floors
- Backsplashes, countertops and vanities
- Showers and tub surrounds
- Steam rooms and steam showers
- Fabrication of shower benches, shelves, seats, niches and curbs
- Partition walls
- Bathtub platforms



Benefits



VERSATILE

Mapeguard Board is available in thicknesses and sizes to accommodate a wide variety of uses. Its structural integrity, flexibility for customized design elements and suitability for any environment offer creative solutions for your personalized projects.



FAST TO USE

Unlike traditional building materials, *Mapeguard Board*'s jobsite-friendly design allows for quick, dust-free fabrication at the point of installation, without generating unwanted debris. This speeds up the project by focusing energy on direct installation tasks instead of other preparatory activities.



LIGHTWEIGHT AND RIGID

Mapeguard Board backer board is light and easy to handle, simplifying transportation, jobsite staging and board placement. Furthermore, the backer board's rigid multilayer design combines high flexural strength with thermal insulating properties.



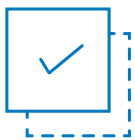
WATERPROOF

The uniquely engineered *Mapeguard Board* is resistant to moisture, making it suitable for use in environments that are exposed to vapor, such as showers, tub surrounds and steam rooms. The function of creating smooth, flat surfaces combined with waterproofing properties highlights key advantages of the board.



EASY TO CUT AND HANDLE

Mapeguard Board can be easily cut to size by using a standard utility knife, without the jagged edges or rough surfaces common when cutting cement backer boards. The printed pattern on the face of the board assists in easily identifying, marking and cutting the board to the desired shape. The light gray color also makes it easy to see the marking of layout lines and application instructions. After *Mapeguard Board* is cut, the resulting smooth, uniform edges eliminate crumbling, dust and jobsite debris, requiring less cleanup.




EASY TO INSTALL

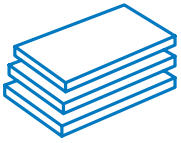
Mapeguard Board is quick and easy to apply with contractor-friendly properties, making it easy on hands and surrounding work areas. The flat-faced surface is designed for easy keying in of the mortar, while enhancing the adhesion of ceramic, mosaic and natural stone tiles to the board.



Features

- Rigid and impact-resistant board
- High-density polystyrene waterproof core
- Coated with a superior-performing waterproof membrane and facer
- Light-color, durable surface
- Low perm rating approved for use in steam rooms and showers
- Tab washers not required on floors and walls
- Easy to cut with a standard utility knife without mess
- Quick and easy to apply
- Lightweight and easy to handle
- High flexural strength
- Dust-free cutting
- Multiple thicknesses and sizes
- Attaches to wood and metal studs
- Lifetime system warranty



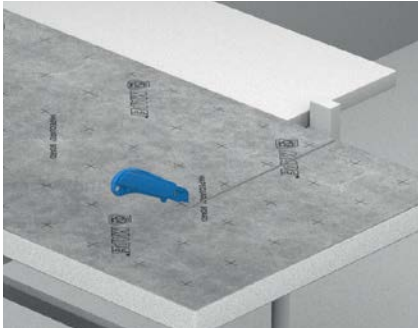




Board application

Cutting the board

After choosing the desired backer board thickness according to the type of application or use, cut the board to the required size and shape using a standard utility knife. Holes and openings for pipes may be created using a drill with a hole-saw bit. For cut-outs, use an appropriate saw, such as a jigsaw.



Wall application to wood or metal studs

Wood studs

When applying backer board to 2" x 4" (5 x 10 cm) wood wall studs with a minimum span of 16" (40.6 cm) OC, use a minimum of 1/2" (12 mm) *Mapeguard Board*. For stud spacing of 19.2" (48.3 cm) OC, use a minimum of 5/8" (16 mm) *Mapeguard Board*. Fasten to studs using 1-5/8" (41 mm) screws spaced 12" (30 cm) OC, and counter-sink the screw heads flush with the board surface.



Steel studs


When applying backer board to a minimum thickness of 20-gauge steel wall studs with a maximum span of 16" OC (40.6 cm) OC, use a minimum of 1/2" (12 mm) *Mapeguard Board*. Fasten to studs using 1-5/8" (41 mm) screws, spaced 12" (30 cm) OC, and counter-sink the screw heads flush with the board surface.

Waterproofing

Mapeguard Board is waterproof by design. After it is installed, the joints, board seams, fasteners and critical areas (corners, edges and pipes) must also be waterproofed to complete the process.


Approved waterproofing systems are *Mapelastic® AquaDefense* and *Mapelastic Turbo* with MAPEI's *Reinforcing Fabric* using a two-coat application.

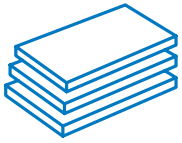
Another option is *Mapeguard WP ST* sealing tape with the special accessory items from the *Mapeguard WP 200* system (*Mapeguard PIC*, *Mapeguard VC* and *Mapeguard PC*). Install *Mapeguard* accessory items with an ANSI A118.4 or C2E polymer-modified mortar from MAPEI.



Tile application

When *Mapeguard Board* is installed as described above, its surface is resistant to water and perfectly flat. It can then be finished with any suitable type of ceramic tile, mosaic or stone tiles by using a MAPEI polymer-modified mortar meeting the ANSI A118.4, ANSI A118.11 or ANSI A118.15 standard, or classified as ISO 13007 C2E, C2F or better. The appropriate mortar should be selected according to the type of tile to be bonded.





Application examples

Leveling existing walls


When *Mapeguard Board* is applied to level uneven existing walls, the boards may be bonded directly to an approved substrate as an alternative to using a cementitious render. Use a MAPEI polymer-modified mortar meeting the ANSI A118.4, ANSI A118.11 or ANSI A118.15 standard, or classified as ISO 13007 C2E, C2F or better. A full-coverage troweled layer of mortar to the back of the board is recommended.

Leveling existing tiled surfaces and different substrate types

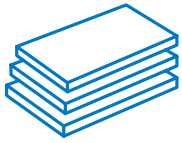
With the wide range of products available, *Mapeguard Board* makes it possible to level different depths of substrates by combining panels of different thicknesses, so that a completely flat surface is obtained. An example of this could be the leveling of a wall that is partially covered with old ceramic tiles in its lower section and finished with wallboard in its upper section.

In such a case, a suitable *Mapeguard Board* to equal the thickness of the old ceramic covering can be applied directly onto the existing wallboard, so that a homogeneously laying surface is obtained. The board must be bonded to the substrate using a MAPEI polymer-modified mortar meeting the ANSI A118.4, ANSI A118.11 or ANSI A118.15 standard, or classified as ISO 13007 C2E, C2F or better. A mechanical anchor must also be combined with the mortar for this type of application.

A further advantage of this type of application is the possibility of obtaining a level, flat, waterproof substrate without the need to remove the existing tiling and without the resulting dust and debris. Once the flatness of the substrate is restored, the new ceramic, glass mosaic or stone material can be applied directly onto *Mapeguard Board*.



Leveling uneven substrates by combining panels of different thickness



Application examples

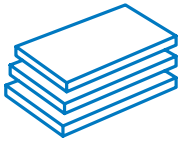
Benches, seats and curbs

With its high mechanical strength, *Mapeguard Board* may also be used for making benches, seats and curbs inside bathrooms, shower compartments and damp environments, such as health and wellness centers as well as general changing rooms.

Measure, cut and dry-fit all pieces from 2" (5 cm) *Mapeguard Board* before installing. All seat and bench perimeters should be supported by 2" (5 cm) *Mapeguard Board* installed vertically. Use MAPEI polymer-modified mortar when assembling the curbs, seats and benches. Spacing between vertical supports should not exceed 16" (40.6 cm).

In environments subject to direct contact with water, *Mapeguard Board* panels are required to be waterproofed as earlier described with *Mapelastic AquaDefense* or *Mapelastic Turbo*, and with *Reinforcing Fabric* or the *Mapeguard WP 200* waterproofing system combined with system accessories such as *Mapeguard WP ST*, *Mapeguard PIC* and *Mapeguard POC* to guarantee, together with the final covering, the watertightness of surfaces. Benches and seats can then be covered with ceramic, mosaic or stone tiles.





Application of Board





Mapeguard Board Sizes and Packaging

PRODUCT CODE	THICKNESS	WIDTH	LENGTH	SHEETS PER PALLET
8107301	1/4" (6 mm)	3' (91.4 cm)	5' (152 cm)	84
8107001	1/2" (12 mm)	3' (91.4 cm)	5' (152 cm)	60
8107101	1/2" (12 mm)	4' (122 cm)	8' (244 cm)	55
8107501	5/8" (16 mm)	3' (91.4 cm)	5' (152 cm)	50
8107401	1" (2.5 cm)	3' (91.4 cm)	5' (152 cm)	30
8107201	2" (5 cm)	3' (91.4 cm)	5' (152 cm)	15



Scan for more information.



MAPEI USA
MAPEI Caribe
MAPEI Canada

MAPEI Headquarters of North America

1144 East Newport Center Drive
Deerfield Beach, Florida 33442
1-888-US-MAPEI (1-888-876-2734) /
(954) 246-8888

Technical Services

1-800-992-6273 (U.S. and Puerto Rico)
1-800-361-9309 (Canada)

Customer Service

1-800-42-MAPEI (1-800-426-2734)

Copyright ©2024 by MAPEI Corporation (“MAPEI”) and all rights are reserved. All intellectual property rights and other information contained in this document are the exclusive property of MAPEI (or its parent or related companies), unless otherwise noted. No part of this document may be reproduced or transmitted in any form without the prior written consent of MAPEI.

Printed in the USA.

