



# Ker<sup>®</sup> 909

**Professional  
Tile Adhesive**



## DESCRIPTION

*Ker 909* is a ready-to-use, nonflammable, high-viscosity, synthetic polymer emulsion-based adhesive. *Ker 909* is used for residential and light commercial interior installations of wall tiles up to 8" x 8" (20 x 20 cm), and interior residential floor and countertop tile up to 6" x 6" (15 x 15 cm). *Ker 909* also has a minimal odor, making it ideal for tile installations in confined or restricted areas.

## FEATURES AND BENEFITS

- Ready to use
- Low odor
- Smooth-textured and easy to trowel
- Nonslip for wall applications

## INDUSTRY STANDARDS AND APPROVALS

- ANSI: Meets or exceeds A136.1, Type 1 standards
- ISO 13007: Classification D1TE

<u>LEED Points Contribution</u>	<u>LEED Points</u>
MR Credit 5, Regional Materials*	Up to 2 points
IEQ Credit 4.1, Low-Emitting Materials – Adhesives & Sealants	1 point
IEQ Credit 4.3, Low-Emitting Materials – Flooring Systems	1 point

\* Using this product may help contribute to LEED certification of projects in the categories shown above. Points are awarded based on contributions of all project materials.

## WHERE TO USE

- For residential and light commercial interior installations of wall tiles up to 8" x 8" (20 x 20 cm), and ceiling tiles up to 6" x 6" (15 x 15 cm)
- For interior residential floor and countertop tile up to 6" x 6" (15 x 15 cm) in dry areas only
- For use with most types of glazed and unglazed ceramic and porcelain tiles for floors and walls
- For tub and bath surrounds where service requirements do not exceed ANSI A136.1, Type 1 standards
- For the installation of wall tile in intermittent wet conditions such as tub and shower surrounds with precast bases

## LIMITATIONS

- Do not install over substrates containing asbestos.
- Do not use for exterior applications, steam rooms, shower floors or areas subject to water submersion.
- Do not apply over waterproofing membranes, particleboard, Masonite, chipboard, Lauan, gypsum floor-patching compounds, metal or similar dimensionally unstable substrates.
- Use only at temperatures between 50°F and 95°F (10°C and 35°C).
- Do not use for setting bathroom fixtures or grab bars.
- Do not use to set natural stone. For this installation, contact MAPEI's Technical Services for product recommendations.



## SUITABLE SUBSTRATES

- Fully cured concrete
- Masonry block
- Cement mortars and leveling coats
- Cement backer units (CBUs) (see manufacturer's instructions for approval)
- Gypsum wallboard – interior dry walls only (to improve adhesion, prime with *ECO Prim Grip™*)
- APA or CANPLY Group 1 exterior-grade plywood for interior residential floors and countertops in dry areas (see TCNA handbook for additional information)

Consult MAPEI's Technical Services Department for installation recommendations regarding substrates and conditions not listed.

## SURFACE PREPARATION

- See MAPEI's "Surface Preparation Requirements" document in the Product Information section of the Tile & Stone Installation Systems page on MAPEI's Website.

## MIXING

Note: Choose all appropriate safety equipment before use. Refer to the Safety Data Sheet for more information.

- *Ker 909* is ready to use. No mixing is required.

## PRODUCT APPLICATION

Read all installation instructions thoroughly before installation.

1. Use a typical notched trowel (see "Approximate Coverage" chart) with sufficient depth to ensure proper transfer, covering at least 80% of the tile back.
2. Using the trowel's flat edge, spread the adhesive on the substrate. Apply additional material and comb the surface with the trowel's notched side to achieve an even-setting bed. Do not spread more adhesive than can be covered with tiles within 30 to 45 minutes. If skinning occurs, scrape off the skin and replace with fresh adhesive.
3. Place the tiles firmly into the wet mortar. Push the tiles back and forth in a direction perpendicular to the trowel lines, in order to collapse the mortar ridges and achieve maximum coverage. Ensure proper contact between the mortar, tile and substrate by periodically lifting a few tiles to check for acceptable coverage.
4. Make all alignments and adjustments immediately (do not exceed 45 minutes).
5. Promptly use water to clean smudges from the face of the tiles while the adhesive is still fresh. Once the adhesive has dried, clean with mineral spirits.

6. Provide for expansion and control joints as specified per TCNA handbook, Detail EJ171, or TTMAC handbook 09.30.00, Detail 301MJ.
7. Wash hands and tools with water while the adhesive is still fresh.
8. Allow the tiles to reach a firm set, and then grout with an appropriate MAPEI grout.

Note: Using mastics with porcelain tiles or in cool, moist conditions will extend the time required for a firm set.

## PROTECTION

- Protect containers from freezing in transit and storage. This product is freeze/thaw-stable at temperatures down to 0°F (-18°C). However, protect all water-based products from freezing. If this material is frozen, do not stir it until it has completely thawed.
- Provide for heated storage on site and deliver materials at least 24 hours before tilework begins.
- Protect from water until the adhesive has reached its final set.
- Floors: Keep free from traffic for at least 72 hours after installation. Plywood or stepping boards may be used after 24 hours when occasional stepping on the floor is unavoidable.
- Walls: Protect from impact, vibration and hammering on adjacent and opposite walls for at least 14 days after installation.

## ISO 13007 Classification

Classification Code	Classification Requirement	Test Results
D1 (normal mastic)	Shear adhesion strength; Shear adhesion strength after aging; Open time: tensile adhesion strength	Pass
T (vertical slip resistance)	Slip $\leq 0,5$ mm	Pass
E (extended open time)	$\geq 0,5$ N/mm <sup>2</sup> (after not less than 30 minutes)	Pass

## ANSI Specification

Test Method	Specification Standard	Test Results
ANSI 136.1 – shear strength (7 days)	Dry: $\geq 50$ psi (0,34 MPa)	Pass
	Wet immersion: $\geq 50$ psi (0,34 MPa)	Pass
ANSI 136.1 – shear strength (28 days)	$\geq 50$ psi (0,34 MPa)	Pass




## Shelf Life and Application Properties

Shelf life	2 years
------------	---------

## Packaging

Product Code	Size
90963000	Pail: 3.5 U.S. gals. (13,2 L)
Canada 90968000	Pail: 5 U.S. gals. (18,9 L)

## Approximate Coverage\*

Typical Trowel	3.5 U.S. gals. (13,2 L) Coverage	5 U.S. gals. (18,9 L) Coverage
1/8" x 1/8" x 1/8" (3 x 3 x 3 mm) 	175 to 245 sq. ft. (16,3 to 22,8 m <sup>2</sup> )	250 to 350 sq. ft. (23,2 to 32,5 m <sup>2</sup> )
3/16" x 5/32" (4,5 x 4 mm) 	140 to 175 sq. ft. (13,0 to 16,3 m <sup>2</sup> )	200 to 250 sq. ft. (18,6 to 23,2 m <sup>2</sup> )
1/4" x 1/4" x 1/4" (6 x 6 x 6 mm) 	87.5 to 123 sq. ft. (8,13 to 11,4 m <sup>2</sup> )	125 to 175 sq. ft. (11,6 to 16,3 m <sup>2</sup> )

\* Trowel dimensions are width/depth/space. Coverage shown is for estimating purposes only. Actual coverage will vary according to substrate profile and tile type.

# Ker® 909



## RELATED DOCUMENTS

Reference Guide: Surface Preparation Requirements for tile and stone installation systems	RGTO309*
---	----------

\* At [www.mapei.com](http://www.mapei.com)

Refer to the SDS for specific data related to VOCs, health and safety, and handling of product.

## STATEMENT OF RESPONSIBILITY

Before using, user shall determine the suitability of the product for its intended use and user alone assumes all risks and liability whatsoever in connection therewith.

**ANY CLAIM SHALL BE DEEMED WAIVED UNLESS MADE IN WRITING TO US WITHIN FIFTEEN (15) DAYS FROM DATE IT WAS, OR REASONABLY SHOULD HAVE BEEN, DISCOVERED.**

We proudly support the following industry organizations:



### MAPEI Headquarters of the Americas

1144 East Newport Center Drive  
Deerfield Beach, Florida 33442  
Phone: 1-888-US-MAPEI  
(1-888-876-2734)

### Technical Services

1-800-992-6273 (U.S. and Puerto Rico)  
1-800-361-9309 (Canada)

### Customer Service

1-800-42-MAPEI (1-800-426-2734)

### Services in Mexico

0-1-800-MX-MAPEI (0-1-800-696-2734)

**Edition Date:** August 28, 2013

PR: 670 MKT: 6866

For the most current **BEST-BACKED™** product data and warranty information, visit [www.mapei.com](http://www.mapei.com).

All Rights Reserved. Printed in the USA. © 2013 MAPEI Corporation.