

Mapefloor™ Parking Deck Systems

Polyurethane and hybrid waterproofing deck coating systems for vehicular traffic



Two-component polyurethane systems

MAPEI's parking deck systems are multi-layer two-component polyurethane waterproofing and deck coating systems designed to provide excellent adhesion, crack bridging and abrasion resistance for vehicular and pedestrian traffic.

- *Mapecfloor* Parking PE System: For pedestrian traffic in parking garages
- *Mapecfloor* Parking ME System: For medium vehicular traffic
- *Mapecfloor* Parking HE System: For heavy vehicular traffic

	<i>Mapecfloor</i> Parking PE System		<i>Mapecfloor</i> Parking ME System		<i>Mapecfloor</i> Parking HE System	
	Multi-layer, polyurethane deck-coating system for PEDESTRIAN traffic (walkways, and common areas) in parking garages		Multi-layer, polyurethane deck-coating system for MEDIUM vehicular traffic		Multi-layer, polyurethane deck-coating system for HEAVY vehicular traffic	
Primers	<i>Primer SN</i>		<i>Primer SN</i>		<i>Primer SN</i>	
	epoxy primer	10 mils WFT	epoxy primer	10 mils WFT	epoxy primer	10 mils WFT
	<i>Mapecfloor PU Primer</i>		<i>Mapecfloor PU Primer</i>		<i>Mapecfloor PU Primer</i>	
	polyurethane primer	5 mils WFT	polyurethane primer	5 mils WFT	polyurethane primer	5 mils WFT
Basecoat	<i>Mapecfloor PU 400 FC</i>		<i>Mapecfloor PU 400 FC</i>		<i>Mapecfloor PU 400 FC</i>	
	polyurethane basecoat	20 mils WFT	polyurethane basecoat	25 mils WFT	polyurethane basecoat	25 mils WFT
Intermediate coat	—		—		<i>Mapecfloor Finish 415 NA</i>	
	—	—	—	—	aromatic topcoat	15 mils WFT
Topcoats	<i>Mapecfloor Finish 415 NA</i>		<i>Mapecfloor Finish 415 NA</i>		<i>Mapecfloor Finish 415 NA</i>	
	aromatic topcoat	12 mils WFT	aromatic topcoat	15 mils WFT	aromatic topcoat	12 mils WFT
	<i>Mapecfloor Finish 450</i>		<i>Mapecfloor Finish 450</i>		<i>Mapecfloor Finish 450</i>	
	aliphatic topcoat	12 mils WFT	aliphatic topcoat	15 mils WFT	aliphatic topcoat	12 mils WFT
	Total excluding primer and aggregate	32 mils WFT	Total excluding primer and aggregate	40 mils WFT	Total excluding primer and aggregate	52 mils WFT

Different quartz-sand sizes offer different levels of abrasion and slip resistance.

Quartz-sand sizes available: *MAPEI Quartz 60* mesh size of #60 (0.25 mm), *MAPEI Quartz 35* mesh size of #35 (0.5 mm) and *MAPEI Quartz 10* mesh size of #10 (1.9 mm)


The total system's mils in the above chart is the minimum recommended by MAPEI for each system.

These multi-layer, two-component polyurethane waterproofing and deck-coating systems are designed to be modified to individual project requirements. Please contact the MAPEI's Technical Services Department for custom solutions on projects with specific requirements or conditions.

Related products

- Two component epoxy primer, *Primer SN*
- Two component polyurethane primer, *Mapecfloor PU Primer*
- Two component polyurethane basecoat, *Mapecfloor PU 400 FC*
- Two component polyurethane aromatic topcoat or intermediate coat: *Mapecfloor Finish 415 NA*
- Two component polyurethane aliphatic topcoat: *Mapecfloor Finish 450*
- Quartz broadcast aggregate: *MAPEI Quartz 10, 16 or 35*

Example of *Mapecfloor* Parking ME System, for medium vehicular traffic



Two-component hybrid systems

MAPEI's traffic coating systems are multi-layer, two-component polyurethane and epoxy deck-coating systems designed to provide a highly protective skid-resistant overlay with regular or large aggregates for vehicular traffic.

- *Mapefloor* HM Traffic System: For medium vehicular traffic
- *Mapefloor* HH Traffic System: For heavy vehicular traffic
- *Mapefloor* HX Traffic System: For extreme vehicular traffic

The chart below represents the structure of each two-component polyurethane and epoxy system.

	<i>Mapefloor</i> HM Traffic System Multi-layer, hybrid traffic coating system for MEDIUM vehicular traffic		<i>Mapefloor</i> HH Traffic System Multi-layer, hybrid traffic coating system for HEAVY vehicular traffic		<i>Mapefloor</i> HX Traffic System Multi-layer, hybrid traffic coating system for EXTREME vehicular traffic	
Primers	<i>Primer SN</i>		<i>Primer SN</i>		<i>Primer SN</i>	
	epoxy primer	10 mils WFT	epoxy primer	10 mils WFT	epoxy primer	10 mils WFT
	<i>Mapefloor PU Primer</i>		<i>Mapefloor PU Primer</i>		<i>Mapefloor PU Primer</i>	
	polyurethane primer	5 mils WFT	polyurethane primer	5 mils WFT	polyurethane primer	5 mils WFT
Basecoat	<i>Mapefloor PU 400 FC</i>		<i>Mapefloor PU 400 FC</i>		<i>Mapefloor PU 400 FC</i>	
	polyurethane basecoat	20 mils WFT	polyurethane basecoat	25 mils WFT	polyurethane basecoat	25 mils WFT
Intermediate coat	<i>Planiseal Traffic Coat</i>		<i>Planiseal Traffic Coat</i>		<i>Planiseal Traffic Coat</i>	
	epoxy two-component	15 mils WFT	epoxy two-component	15 mils WFT	epoxy two-component	20 mils WFT
Topcoats	<i>Mapefloor Finish 415 NA</i>		<i>Planiseal Traffic Coat</i>		<i>Planiseal Traffic Coat</i>	
	aromatic topcoat	12 mils WFT	aromatic topcoat	12 mils WFT	aromatic topcoat	15 mils WFT
	<i>Mapefloor Finish 450</i>		<i>Mapefloor Finish 450</i>		<i>Mapefloor Finish 450</i>	
	aliphatic topcoat	12 mils WFT	optional lock-coat	10 to 15 mils WFT	optional lock-coat	10 to 15 mils WFT
	Total excluding primer and aggregate	47 mils WFT	Total excluding primer and aggregate	52 mils WFT	Total excluding primer and aggregate	60 mils WFT

Different quartz-sand sizes offer different levels of abrasion and slip resistance.

Quartz-sand sizes available: *MAPEI Quartz 60* mesh-size (0.25 mm), *MAPEI Quartz 35* mesh-size (0.5 mm), *MAPEI Quartz 16* mesh-size (1.0 mm) and *MAPEI Quartz 10* mesh-size (1.9 mm)

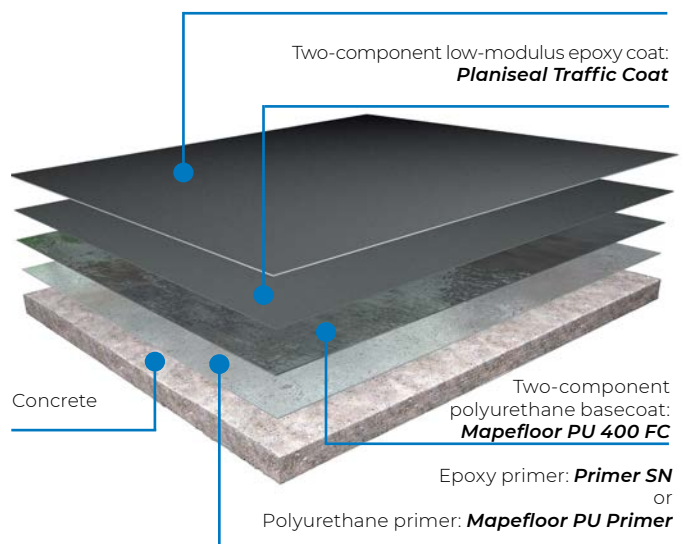
The total system's mils in the above chart is the minimum recommended by MAPEI for each system.

Example of *Mapefloor* HH Traffic System, for heavy vehicular traffic

Two-component polyurethane aliphatic topcoat:
Mapefloor Finish 450

Related products

- Two-component epoxy primer: *Primer SN*
- Two-component polyurethane primer: *Mapefloor PU Primer*
- Two-component polyurethane basecoat: *Mapefloor PU 400 FC*
- Two-component, low-modulus epoxy coat: *Planiseal Traffic Coat*
- Two-component polyurethane aromatic topcoat or intermediate coat: *Mapefloor Finish 415 NA*
- Two-component polyurethane aliphatic topcoat: *Mapefloor Finish 450*
- Quartz broadcast aggregate: *MAPEI Quartz 10, 16* or *35*



Primer-less epoxy coat systems

MAPEI's primer-less epoxy traffic coat system is a two-lift, quick-turnaround epoxy system using a low-modulus epoxy coat of MAPEI's *Planiseal Traffic Coat*. This system provides a highly protective skid-resistant overlay with regular or Oklahoma flint rock and/or basalt. This system is typically specified for use on multi-story parking garages, stadiums, walkways and areas of extreme traffic, each with its own requirements for a protective coating. A polyurethane product can be used as a UV-resistant topcoat and/or lock-coat.

Coat	Products	Product Name	Wet Film Thickness
1st coat	Two-component low-modulus, epoxy coat	<i>Planiseal Traffic Coat</i>	20 mils WFT
2nd coat	Two-component low-modulus, epoxy coat	<i>Planiseal Traffic Coat</i>	20 mils WFT
Optional topcoat	Two-component aromatic polyurethane topcoat or two-component aliphatic polyurethane topcoat	<i>Mapefloor Finish 415 NA</i> or <i>Mapefloor Finish 450</i>	10 to 15 mils WFT
Total excluding aggregate and lock-coat			40 mils

* Actual results will vary, depending on aggregate gradation.

Example of two-lift traffic coat system with optional polyurethane topcoat coating


Optional polyurethane aliphatic topcoat: ***Mapefloor Finish 450*** OR optional polyurethane aromatic topcoat: ***Mapefloor Finish 415 NA***

Two-lift epoxy system:

The low-module epoxy *Planiseal Traffic Coat* can be installed up to 40 mils WFT per lift with a total WFT system of 80 mils, excluded aggregates and lock-coat. Contact the MAPEI's Technical Services Department for custom solutions.

Aggregate:

Use angular large aggregate, Oklahoma flint rock or basalt having less than 0.2% moisture, with a minimum Mohs hardness of 7 and free of dirt.




General notes

The purpose of this document is to provide overview information on MAPEI's parking deck coating systems using related polyurethane and epoxy products. Please refer to MAPEI's *Mapefloor* Parking Deck Systems' Installation Manual for installation and construction-site condition recommendations.

Color chart

MAPEI's two-component aromatic polyurethane topcoat and intermediate coat *Mapefloor Finish 415 NA* and two-component aliphatic polyurethane topcoat *Mapefloor Finish 450* are available as per color chart represented below. Colors shown here may not accurately represent the actual color of the installed coating because of jobsite conditions, product preparation, installation methods, lighting and the type of surface utilized.



If used for traffic strip lines:



Installation instructions and mixing instructions

Please refer to latest version of the MAPEI *Mapefloor* Parking Deck Systems' Installation Manual for recommendations.

Maintenance instructions and subfloor evaluation

Please refer to latest version of the MAPEI *Mapefloor* Parking Deck Systems' Installation Manual for recommendations.

Products and system standards

See the updated Technical Data Sheets of products on MAPEI's Website for requirements on ASTM International (ASTM), International Concrete Repair Institute (ICRI), Sealant, Waterproofing, and Restoration Institute (SWRI), UL Laboratories, Inc. (UL) and U. S. Environmental Protection Agency (EPA).

Local conditions on specific jobs requiring other precautions

Common sense and care in evaluating the possibility of hazards is essential. Nothing contained herein should supersede local laws, codes, ordinances or regulations, or the instructions of other manufacturers for the use of their products. The standards and regulations published by the Occupational Safety and Health Administration (OSHA), U.S. Department of Labor, where applicable, should be consulted for further detail and compliance.

We look forward to a continuing relationship with your company for all of your concrete repair, waterproofing and deck-coating requirements. For questions related to this scope of work, or projects with specific requirements or conditions, contact the MAPEI's Technical Services Department by phone at 1-800-992-6273, or use the contact information at www.mapei.com/us/en-us/contact-us.





**MAPEI Headquarters
of North America**

1144 East Newport Center Drive
Deerfield Beach, Florida 33442
1-888-US-MAPEI (1-888-876-2734) /
(954) 246-8888

Technical Services

U.S. and Puerto Rico:

Flooring: 1-800-992-6273

Concrete and heavy construction:
1-888-365-0614

Customer Service

1-800-42-MAPEI (1-800-426-2734)

Copyright ©2024 by MAPEI Corporation ("MAPEI") and all rights are reserved. All intellectual property rights and other information contained in this document are the exclusive property of MAPEI (or its parent or related companies), unless otherwise noted. No part of this document may be reproduced or transmitted in any form without the prior written consent of MAPEI.

Printed in the USA.



— MAPEI USA • MAPEI Caribe —